



总策划：杨立范 周国桢 总主编：刘树森 [加] Lloy Falconer 主编：[加] Lloy Falconer



# 北大 IELTS 雅思 周计划之说 SPEAKING WEEK BY WEEK



北京大学出版社  
PEKING UNIVERSITY PRESS

# 北大雅思

## 周计划之 **说**

刘树森 [加] Lloy Falconer 总主编

[加] Lloy Falconer 主编



北京大学出版社  
PEKING UNIVERSITY PRESS

## 图书在版编目(CIP)数据

北大雅思:周计划之说/(加)罗伊·福克纳主编. —北京:北京大学出版社, 2016.7  
ISBN 978-7-301-25359-5

I. ①北… II. ①罗… III. ①IELTS—口语—自学参考资料 IV. ①H310.41

中国版本图书馆CIP数据核字(2015)第006412号

书 名	北大雅思——周计划之说 BEIDA YASI——ZHOU JIHUA ZHI SHUO
著作责任者	[加] Lloy Falconer 主编
责任编辑	李 颖
标准书号	ISBN 978-7-301-25359-5
出版发行	北京大学出版社
地 址	北京市海淀区成府路205号 100871
网 址	http://www.pup.cn 新浪微博:@北京大学出版社
电子信箱	zpup@pup.pku.edu.cn
电 话	邮购部 62752015 发行部 62750672 编辑部 62754382
印 刷 者	北京大学印刷厂
经 销 者	新华书店
	889毫米×1194毫米 大16开本 15.75印张 500千字
	2016年7月第1版 2016年7月第1次印刷
定 价	88.00元

---

未经许可,不得以任何方式复制或抄袭本书之部分或全部内容。

**版权所有,侵权必究**

举报电话:010-62752024 电子信箱:fd@pup.pku.edu.cn

图书如有印装质量问题,请与出版部联系,电话:010-62756370

# 前言

从一个真实的故事讲起，里面的道理正是学好雅思的关键：

20世纪初，在美国，一个名叫艾维李的人给当时伯利恒钢铁公司（Bethlehem Steel Company）的创始人施瓦布先生（Charles Schwab）写了一封信，信中说：“施瓦布先生，我现在向您推荐一种绝佳的时间管理方法，请您试用三个月，然后按照您的估价给我寄回一张支票，如果您认为一文不值，那也就不用给我寄回任何东西了。”

三个月后，艾维李收到了施瓦布先生寄来的一张25000美元的支票。

故事讲到这里，你肯定会问，这是一封怎样的信能轻而易举地得到一张在当时价值不菲的25000美元的支票呢？其实很简单，艾维李在信中仅仅为施瓦布先生写了这样四句话：

第一句：每天列出一张数目为十项左右的待办事项清单；

第二句：按照优先度给这十项任务排出先后顺序；

第三句：每天从第一项开始依次完成；

第四句：万一没有全部完成，也不要紧，因为你至少完成了当天最重要的事情，其余的事情留给明天做也无妨。

故事的主人公之一就是被后人尊称为效率大师和“世界公共关系之父”的艾维李先生，另一个主人公施瓦布先生是美国伯利恒钢铁公司的创始人，也正是因为这位聪明的老板及时地接受了艾维李加强时间管理的建议并坚持下去，才使得当时已经危机四伏的伯利恒钢铁公司能够迅速摆脱危机，并在五年之后一跃成为当时全美最大的私营钢铁企业集团。

这个故事就是管理学界著名的“价值25000美元的时间管理法”。

“时间管理”，也叫艾维李效率法，这是艾维李对提高工作和学习效率最重要的贡献。艾维李认为，每个人要想事业成功，首先要有计划，计划可能是日计划、周计划、月计划、季计划、年计划，或者更长。但他认为，在所有的计划中，“周计划”是最高效、最重要的时间管理方法。

“周计划”，也正是本套教材——《北大雅思》的突出特点之一：

## 本套教材特点之一：周计划

《北大雅思》全套教材包括听、说、读、写共四个分册。参与编写本套教材网上课程的加拿大专家团队刻意采用“每周”作为安排学习内容的时间单位，把同学们备考雅思需要练习的全部题型和需要掌握的内容，统一量化在以“每周”为单位的时间单元里，以此强化大家的

“时间管理”意识，保证学习效率。

我们有理由相信，怀有美好梦想的你也一定能像本套教材设计的那样，严格做好自己的“时间管理”，在你拥有本套教材的3—5个月之后（本套教材的设计学习周期为20周），你也会像故事里的主人公一样收到一份厚礼，但那不是一张支票，而是一份优异的雅思成绩单。

### 特点之二：让备考变得更轻松

长期以来，大班、小班、VIP班、技巧班、一对一辅导，再加上各种形式的雅思书、练习册，基本构成了广大雅思备考者的学习常态。

我们不能否认这些传统的方式是获取高分的有效途径之一，但同时也不能忽视由此给现代人带来的诸多问题：高昂的培训费用、严重的交通拥堵带来的舟车劳顿、枯燥无味填鸭式的教学、严重雷同的学习内容，应试能力之外的实际语言能力提高有限……。

把学习变得轻松，把费用降得更低，把效率提得更高，把内容与实际更接近，这无疑是广大同学的企盼。《北大雅思》全面采用西方英语国家的教育理念，从内容安排、教材形式和学习方法等各方面，全方位营造轻松的学习氛围，将给你带来看得见的改变：

**内容安排：**由浅入深，循序渐进。按照雅思考试的命题要求和题型方式，由浅入深地展开学习内容，避免直接接触海量的练习题或者真题，减少对雅思的恐惧感和神秘感。

**教材形式：**书本教材+网络课程+高手答疑+及时评估，构成典型的“立体化”教材学习模式。

**学习方法：**多维互动，反复训练，及时评估。本套书对应的网络课程由加拿大专家团队编写，从学习内容到学习方法完全采用西方教育理念，完美利用现代电脑技术，构建功能强大的网上网下训练平台，多维互动，反复练习，及时评测，重复性的学习效果为任何面授课堂所不能企及。正如北京大学外国语学院继续教育特聘英语教师刘强老师评价的那样：

1. 内容丰富和功能强大的网络课程与纸质图书配套，制造全方位、立体化的轻松学习场景。
2. 练习题在针对雅思题型的同时，又强调了从词到句再到篇章的自然语言习得规律，这让学习者不仅能够轻松应对考试，同时能够大大地提升英语的实际应用能力，与众多单纯提高应试技巧的图书相比，本套教材能使学习者一举两得。
3. 听、说、读、写分册讲解，针对每一项语言技能的提升进行精讲精练，对所有内容都随正文配备细致的应答策略及技巧讲解。

### 特点之三：“应考”和“应用”并重

应试教育，这是举世公认的中国教育的显著特色之一，随着出国热持续升温，这种以应试为目的的教育方式在雅思考试中也发挥到了极致。高分低能，这是中国应试教育下的人才状态，我们经常能够听到国外大学的教授对一些中国学生学习能力的质疑。

毫无疑问，学生需要“高分”，但大学和社会更需要“高能”的“高分”。《北大雅思》从

内容设置到学习方式，全面体现了在加强高分训练的同时，更注重了学习者语言能力的训练，做到了“应考”和“应用”并重，“高分”和“高能”并重，学习本套教材的学生不仅仅能够取得高分，也能更容易融入国外大学的学习，更容易融入西方社会。

本套教材中国编写团队的书稿统筹人侯松岩老师（侯松岩老师曾担任吉林大学英语系讲师，在英国学习生活3年，长期担任英国Open University中国首席代表），不仅参与了本套纸质教材编写的全过程，并亲身学习了网上课程。结合自己在英国的求学经历和在中国的教研经验，她的体会是本套教材不仅仅是在训练学生如何应对雅思考试，更主要的是在训练学生如何应对英语，尤其对新近投入雅思备考的同学们，本套教材在传递如下信息：

第一，合理应对，雅思并不可怕。相对其他雅思图书，本套教材避免了直接进入标准难度的习题或真题题海，而是由浅入深，循序渐进，书本教材和网上课程立体互动，在轻松的场景中高效学习，有效地减轻备考者的心理压力和对雅思的畏惧心理。

第二，了解西方文化。学习本书的过程也是学习西方文化的过程。比如在口语的训练中，教材除了告诉你应该怎样去应考，怎样掌握必备的口语技能和更多的表达方式，同时还告诉你在西方国家什么样的话题可以谈论，什么样的话题是禁忌话题，这对同学们日后在真正的西方环境中的生活和学习意义重大。

第三，如何适应国外大学的学习。比如，在阅读课中，课文会告诉你在西方高等教育中，阅读的类型主要有哪些，面对不同类型的阅读文章，如何用不同的方法去读，了解了这些阅读的方法，将有利于你在未来的大学课程学习中能够轻松应对海量的阅读任务；再比如，在写作课中，课文全面地介绍了任务一和任务二，任务一虽然是个说明文，但是明确告诉你什么是柱状图、什么是饼图等，由此入手，逐渐掌握英文说明文的写作方法。

#### 特点之四：边学边测

“自我评估法”是一个可以及时检验同学们阶段性或总结性学习效果的自我评估方法。该方法基于雅思评分标准和加拿大大学一年级英语课程评分标准而设定，融实际应用与应试要点为一体，科学合理，成熟稳定。结合本套教材“周计划”的特点，本测评要求同学们依据自己的学习进度，以周课程任务的完成为评测单位，及时评测。本方法在学习过程中的持续使用，能够帮助学习者始终走在正确的备考道路上，有的放矢，一步一步走向成功。

#### 感谢的话语

经过中国编写团队一年多的努力工作，《北大雅思》终于呈现在了广大读者面前，我们真诚地感谢参与教材编写的各位老师，是他们用高度负责的学术精神和辛勤的劳动付出才出色地完成了这套大家寄予厚望的优秀教材。

我们首先要感谢本套教材总主编、北京大学外国语学院刘树森教授，刘教授审读教材，首肯本套教材的内容、形式、理念都具有独到的新意和先进性，他认为本套教材将给中国学生的

英语学习带来实实在在的帮助。我们还要感谢教育部职业教育英语教育委员会秘书长、北京信息科技大学国际交流学院院长牛健教授，牛教授最早接触本套教材，对教材的立体化呈现形式给予了高度评价，他认为，“立体化”学习和“立体化”教学将是中国也是世界未来英语教与学的发展趋势。我们尤其要感谢教材稿件的总统筹人、加拿大AOSA教育集团中国首席代表侯松岩老师，正是侯老师严谨负责的学术态度及其优秀的英文素养，保证了教材的高质量完成。我们还要感谢北京大学外国语学院继续教育特聘英文教师刘强老师、北京大学出版社的李颖老师和刘爽老师，是他们在教材编辑过程中始终如一地秉承严谨认真质量至上的工作态度，对教材进行了严格把关。我们也要感谢教材编写之际正在加拿大做访问学者的南京审计学院的贺宁杉副教授，贺教授深入研究了本套教材的教育理念和教育方法，并实地考察了正在加拿大学习的国际学生ESL课程的实际学习效果，结合自己在国内雅思教学中的体会，用英文撰写了具有较高学术价值的专题论文，该论文对ESL课程如何帮助提升中国学生英文水平进行了深入的研究。我们同时还要感谢教材编写助理郭世楠老师、对外经济贸易大学的雅思口语和听力讲师冯建国老师、来自于英国华威大学（University of Warwick）的范璐老师、正在加拿大维多利亚大学就读的刘鑫磊同学等，他们都以不同的形式为教材的编写提供了帮助，做出了贡献，在此一并致谢。

北京大学出版社的领导们对本套教材的出版也给予了大力的支持和帮助，我们在此也一并致以最诚挚的感谢。

最后，我们也真诚欢迎并虚心接受广大同学踊跃指出教材中难免的错误和不足，我们会在未来的修订中加以改正。

现在，让我们开始吧！

周国桢

二〇一六年元月 北京

# To Our Dear English Language Learners

We encourage you on your path to English fluency. This book is created to help you advance your ability in reading, writing and speaking English. Although learning a language is a lot of work, it also can be an exciting adventure. Your future life opportunities will grow because you are now developing strong English skills.

There are four important aspects to English language study: reading, writing, speaking, and listening.

## Reading

When learning to read another language it is important to spend time developing basic skills. Learning about grammar and sentence construction may be time consuming, but it will allow you to fully enjoy English text. Mastery of these basic skills will make all aspects of using the language easier.

Reading longer pieces of text in English can seem confusing, but there are some tips to make it easier. Before you start reading, become familiar with how the text looks. For example you may see:

- This book is a novel.
- These pictures, graphs, and titles tell me some special scientific information.
- There are some word meanings I need to know before I start reading.

As you begin, ask yourself questions and keep asking questions as you read through the text.

For example you may ask:

- What is the main idea?
- Who is the main character and what kind of person is he or she?
- What is happening in the story?
- How did the author construct this paragraph?



- Is there something I don't understand?

Read as much as you can, as often as you can. Not only will you enjoy some very good stories, but reading helps improve all English skills.

### Writing

Writing can be a challenge, even for the most advanced English language learner. Do not worry. It does get easier with practice and there are some tips that will help:

- Expand your vocabulary by paying attention to words. Words are beautiful and interesting. When you are reading, take note of the words you like and the words you think may be useful. Keep a list of great words. When writing, your words allow the reader to understand your exact meaning. Although a computer is very helpful, don't rely on it to correct your spelling. Computers don't know what you really mean. Examine the words you write. Your spelling will improve as you become familiar with words.
- Remember that no one can write something perfectly the first time. It takes many attempts before a piece of writing is complete. Usually, you have to review and make changes about seven times. Read what you write aloud. This will help you identify necessary changes.
- When you are satisfied with a piece of writing, have someone else read it. Fresh eyes will find small errors that you can easily fix or tell you if something doesn't seem clear.

Speaking and listening are necessary for good communication. Although you can focus on either speaking or listening when trying to improve, it is also necessary to combine the two when having a conversation. Just think, soon you will be able to communicate in English as spontaneously as you communicate in your own language. How wonderful!

### Speaking

When you are speaking English, don't be afraid to make mistakes. Take a deep breath and be brave. Think of this as an adventure and have some fun with it. Speak English as often as you can. If you don't know the right word to say, try saying other words to describe your thoughts—or even use gestures or pictures. As you gain more confidence, you will start thinking in English and your conversations will flow more naturally. It may help to have a tutor or friend that will talk with you and help improve your speaking skills. There is no need to feel nervous when you are speaking with a good friend or a tutor.

### Listening

Listen to something you enjoy. Try watching English movies and television shows. Listen to

English music. Become familiar with the sounds of the English language. Talk to as many English speaking people as possible. If you don't understand what someone says, ask the person to repeat or explain. If you are not sure of the meaning, ask questions. You do not need to be shy. You are learning English and people will be happy to help. Write down any words or idioms you do not understand. You can look them up later. Listen for key words and main ideas. This is a process and you will notice improvement if you keep listening and speaking. Perhaps you have a friend who is also learning English. Why not select one day a week to speak only English to each other? It may be an excellent activity for you both.

There is no secret to solving the mysteries of English. Really, all you need to do is keep practicing and enjoy the process. Allow English to become a real communication tool. It is worth the effort! Good luck, our dear English language learners.

# 编写说明



《北大雅思》系列课程体系全部采用英国剑桥大学的语言标准（Cambridge Standard——在英语国家的教育体系中，该标准通常作为国际学生进入中学或大学学习的语言标准），在全世界母语为非英语的国家，每年有成千上万的国际学生通过学习该课程得以顺利通过雅思考试。

如上图所示，《北大雅思》全套课程体系共包括三个模块：基础级（Level 1-3），进阶级（Level 4），《北大雅思》（Level 5）为最高级。在学习本套课程之前需要进行英文水平测试（参加过雅思考试的同学可提供雅思成绩），根据测试结果开始适合的课程学习。

《北大雅思》是涵盖了听、说、读、写各专项训练的纸质教材，同时配有与之相对应的网上课程，各分册的纸质教材均可单独使用（和纸质教材配套的音频内容请登录[www.pup.cn](http://www.pup.cn)的课件下载页面下载）。但需要说明的是，由于纸质教材的篇幅以及展示和训练方式的局限性，网上课程的内容更加丰富多彩，学习效率更高。在此，我们建议同学们把纸质教材和网上课程结合使用，这样会达到最佳的学习效果（纸质教材定价不包括网上课程，网上课程需要单独购买，咨询可登录微信号：[beidayasi](https://weixin.qq.com/beidayasi)，电话咨询：400-693-8155，010-62754382）。

《北大雅思》学习指导办公室

2016年7月

# 目 录

(含学习时间管理表)

Time Plan	Lessons 课程	Page 页码	Self-Evaluation 自我评价	Improvement 改进
Week 1 From: Y/M/D  To: Y/M/D	SELF-EVALUATION CRITERIA	1		
	LESSON 1 INTRODUCTION TO SPEAKING	2		
	LESSON 2 INTRODUCTION TO SPEAKING PART 1	18		
	LESSON 3 GIVING FULL AND COMPLETE ANSWERS TO PART 1 QUESTIONS	30		
	LESSON 4 DEVELOPING FLUENCY	44		
	LESSON 5 REVIEW	61		
Week 2 From: Y/M/D  To: Y/M/D	LESSON 6 INTRODUCTION TO SPEAKING PART 2	62		
	LESSON 7 PREPARING FOR PART 2: MAKING A NOTE CARD	76		
	LESSON 8 DESCRIBING PEOPLE AND PLACES IN A SHORT TALK	91		
	LESSON 9 DESCRIBING PAST EVENTS AND HYPOTHETICAL SITUATIONS IN A SHORT TALK	104		
	LESSON 10 REVIEW	116		

Week 3 From: Y/M/D  To: Y/M/D	LESSON 11 INTRODUCTION TO SPEAKING PART 3	117		
	LESSON 12 COMPARING AND CONTRASTING IN SPEAKING PART 3	135		
	LESSON 13 DESCRIBING A PROBLEM AND SUGGESTING A SOLUTION IN SPEAKING PART 3	154		
	LESSON 14 GIVING AN OPINION IN SPEAKING PART 3	167		
	LESSON 15 REVIEW	182		
Week 4 From: Y/M/D  To: Y/M/D	LESSON 16 EXPLAIN SOMETHING AND GIVE REASONS IN SPEAKING PART 3	183		
	LESSON 17 SPECULATING/MAKING PREDICTIONS IN SPEAKING PART 3	195		
	LESSON 18 REVIEW OF SPEAKING PARTS 1, 2, AND 3	210		
	LESSON 19 REVIEW OF SPEAKING PARTS 1, 2, AND 3	225		
	LESSON 20 PRACTICE EXAM	237		

注:本书录音材料请到[www.pup.cn](http://www.pup.cn) 下载专区—课件下载页面下载。

Review 请到[www.pup.cn](http://www.pup.cn) 下载专区—课件下载页面下载。

# SELF-EVALUATION CRITERIA

	听力 Listening	阅读 Reading	写作 Writing	口语 Speaking
一颗星 ☆☆	Understand simple words, but feel confused about the content or the topic. Possible mark interval: 0-30%. 听懂个别单词, 但是无法听懂全部对话以及主题。大致得分区间: 0-30%。	Understand some of the words and sentences. Possible mark interval: 0-30%. 读懂并理解一些单词和句子。大致得分区间: 0-30%。	The content doesn't match up with the task requirement. Incoherent. The statement and expression are not clear. Poor spelling. 主旨与要求切合得不理想, 内容不连贯, 不能准确表达自己的意思。拼写错误很多。	Be able to manage and use simple words or sentences. 掌握并运用简单的单词和句式。
二颗星 ☆☆☆	Understand some of the sentences; can infer the possible topic of the conversation or paragraph. Possible mark interval: 30%-50%. 能够听懂个别句子, 大致推测谈话主题。大致得分区间: 30%-50%。	Understand some sentences and paragraphs, but unclear about the whole content. Possible mark interval: 30%-50%. 读懂并理解一些句子和段落, 但是对于整体内容不甚了解。大致得分区间: 30%-50%。	Contain some discussion about the topic, but the relationship between the content and task requirement is weak. Many grammar mistakes and spelling mistakes may exist. Incoherent. 包含部分关于题目要求的内容, 不连贯, 语法错误多。存在部分拼写错误。	Be able to express own thoughts, but some mistakes of grammar exist. Incoherent. 可以简单地表达自己的意思, 但是存在语法错误, 不连贯。
三颗星 ☆☆☆☆	Understand most of the content. Have a general idea of the content and topic. Possible mark interval: 50%-70%. 可以听清楚大多数内容, 能够把握整体内容和主旨。大致得分区间: 50%-70%。	Understand most of the article. Realize the internal logic and Relationship within 2-3 times reading. Possible mark interval: 50%-70%. 在2-3次阅读之后读懂大多数句子和段落, 了解文章前后关联, 逻辑顺序, 大致意思。大致得分区间: 50%-70%。	Have some moderate discussion about the required topic. Not too many grammar mistakes, coherent, have some evidence of essay or paragraph structure. Several spelling mistakes could exist. 对于题目要求有一定的讨论, 语句基本连贯, 存在部分语法错误, 有基本的段落结构。有少量拼写错误。	Respond to the required topic relatively and fluently. Some grammar or pronunciation mistakes may exist. Moderately coherent. 可以对于要求的话题做出有联系的回应, 语句较流畅, 存在部分语法错误, 相对较连贯, 存在部分发音问题。
四颗星 ☆☆☆☆☆	Understand the whole content or crucial conversation by listening to it only once, but some details might be missing. Possible mark interval: 70%-90%. 在第一次听力中便可听清楚大多数内容和关键对话, 但是会忽略少数细节。大致得分区间: 70%-90%。	Realize the topic and internal relationship after the first reading. Spot the details after second or third time reading. Possible mark interval: 70%-90%. 第一次阅读便可掌握文章主旨, 前后联系, 2-3次阅读之后可以掌握大多数细节。大致得分区间: 70%-90%。	All contents are based on requirement. Few grammar mistakes, Clear paragraph structure and expression. Coherent. Very few spelling mistakes. 所有内容都基于题目要求, 语句连贯, 语法错误较少, 段落结构明显, 单词运用准确。拼写错误很少。	Be able to express own thoughts clearly, logically and coherently. Manage the speed and tone well. Have some realization of the topic. Proper pronunciation. 清楚表达自己的意思, 对于话题有一定的了解, 语句通顺, 语调、语速把握较好。发音较准确。
五颗星 ☆☆☆☆☆☆	Perfectly understand the content, topic and all details by listening to it only once. Possible mark interval: 90%-100%. 第一次听力即可掌握内容, 对细节和主题掌控很完美。大致得分区间: 90%-100%。	Understand the topic, main idea and details; can repeat the general idea without reviewing. Possible mark interval: 90%-100%. 一次阅读便可理解全文主旨, 基本没有生词, 对细节有把握, 可以大致复述内容。大致得分区间: 90%-100%。	Accurately express the topic and content. Tightly match up with the requirement. well-constructed. Coherent. Manage the words well. 准确地表述题目所要求的内容, 结构完整, 语句连贯, 单词运用熟练。	Clearly state own thoughts; can lead to the conversation to a further direction. Very few grammar mistakes. Accurately manage the tone, speed and pronunciation. 明确表达自己的思想, 可以将话题引申, 很少存在停顿和语法错误, 语速语调以及发音都很准确。

## 测评说明:

1. 该测评旨在客观地反映学生学习过程中的弱点并及时加以强化。
2. 该测评以周课程为单位, 应于每周课程任务完成后及时评估(按评估结果填写五星)。
3. 在听力和阅读部分有两个评价标准, 任选其一即可。

## 雅思口语考试介绍:

口语考试采用考官与考生一对一、面对面交谈的形式进行。一般来说,整个时长在11-14分钟之间。考评的重点包括:语言的流利度、准确性、词汇量和语法四个大的方面。

雅思口语考试分为三个部分进行。

第一部分大约4-5分钟的相互介绍,考官会针对个人情况提问,如家庭、工作、学习和兴趣等。即考察日常对话能力。

第二部分大约3-4分钟,本阶段,考官给考生提供一张卡片,要求考生就某一话题进行谈论。即考察叙述能力。

第三部分大约4-5分钟,是对第二部分的延续深入讨论,就抽象问题表达观点。即考察讨论能力。


## LESSON 1

## INTRODUCTION TO SPEAKING

The IELTS Speaking examination takes the form of a one-to-one interview. The interview format and questions are the same for both the General IELTS Test and the Academic Test. The Speaking module of the test is scheduled separately from the other tests. Although the test is not long, it is designed so that you can use a range of language on a variety of topics as you answer the questions. The entire interview only takes between eleven to fourteen minutes, so good preparation is essential to calm your nerves and produce the amount of language that you have spent years practicing.

The examiners have been specially trained to rate your language on a band scale of 1-9 in four areas: fluency, vocabulary, grammar and accuracy. You will need to be able to produce a variety of language structures with clarity to score well.

## Overview of the Speaking section of the IELTS examination.

 Speaking

**Timing:** 11 - 14 minutes

**Tasks:** The Speaking test is a 3-part face-to-face oral interview with an examiner.

The Speaking test is recorded.

Test Parts: There are three parts.

**Part 1** Introduction and interview (4 - 5 minutes)

The examiner introduces him/herself and asks the candidate to introduce him/herself and confirm his/her identity. The examiner asks the candidate general questions on familiar topics, e.g. home, family, work, studies, and interests.

**Part 2** Individual long turn (3 - 4 minutes)

The examiner gives the candidate a task card which asks the candidate to talk about a particular topic and which includes points which the candidate can cover in their talk. The candidate is given 1 minute to prepare their talk, and is given a pencil and paper to make notes. The candidate talks for 1 - 2 minutes on the topic. The examiner then asks the candidate one or two questions on the same topic.

**Part 3** Two-way discussion (4 - 5 minutes)

The examiner asks further questions which are connected to the topic of Part 2. These questions give the candidate an opportunity to discuss more

abstract issues and ideas.

**Skills assessed:** A wide range of speaking skills is assessed, including the ability to communicate opinions and information on everyday topics and common experiences and situations by answering a range of questions; the ability to speak at length on a given topic using appropriate language and organising ideas coherently; and the ability to express and justify opinions and to analyse, discuss and speculate about issues.

**Marking:** Candidates are assessed on their performance throughout the test by certificated IELTS examiners according to the four criteria of the IELTS Speaking Test Band Descriptors (fluency and coherence, lexical resource, grammatical range and accuracy, pronunciation).

This course focuses on Part 1 of the IELTS Speaking test in Lessons 2–4. Part 2 of the Speaking test is covered in Lessons 6–9. Lessons 11–14 and Lessons 16–17 focus on Part 3 of the IELTS speaking test. Lessons 18–19 practice the skills needed in all three sections of the listening test, in other words, the short interview skills, the long turn and the more analytical discussion. In this lesson, you will look at the three parts of the IELTS Speaking test as an introduction to what is coming in this course.

Lessons 5, 10, and 15 are review lessons with reading, writing, listening and speaking included. These lessons bring all the skills together which is again a more natural and authentic way of using English and a practical way to review the material covered in this course.

Research has proven that repetition and recycling of material is the most effective way to retain new information and is the rationale for including regular review sections and questions in this course.

## Section 1 Identifying question types

It is important to know what to expect from each part of the exam. Each section has a specific pattern that the interviewer follows and that you can familiarize yourself with in preparation for the test day.

### Part 1 of the Speaking test

Part 1 of the Speaking test lasts for about four to five minutes and begins

本书2、4课讲授第一部分，6、9课讲授第二部分，11、14课和16、17课讲授第三部分，18、19课是三个部分的综合练习。5、10、15课是包含听说读写的雅思模拟练习。研究证明资料的重复和循环使用是获得知识的最有效方式，这也是本套书编写的理念之一。



第一部分“介绍阶段”，考官将会针对考生的个人情况提一些基本问题。本部分的题目相对简单，通过简单题目的切入，使整个面谈轻松自如地进行。就每个问题的回答可最多两三句完成。尽量包含各种各样的词汇，避免简单的Yes/No式回答。

请登录网上课件，完成练习1和练习2。

with introductions. The examiner then asks a series of questions on two or three topics connected to your life, your interests or what you do. This part of the test is meant to be easy, to help you calm your nerves and to help you get the interview off to a good start. Your answers to each question should just be one or two sentences; three at the most and should include a variety of vocabulary words related to common and familiar topics.

### \* Activity 1

Listen to the following Part 1 interview questions and a sample response, then answer questions 1 – 4. (Choose one answer for each question.)

1. What is the first thing the examiner does? ( )
  - a. checks the candidates identification
  - b. asks for the candidate's name
  - c. introduces him-/herself
2. Which candidate is not a student? ( )
  - a. Oscar Felix Hernandez.
  - b. Young Eun Kim.
3. Which candidate spoke more fluently? ( )
  - a. Young Eun Kim.
  - b. Oscar Felix Hernandez.
4. What are the answers to Part 1 questions like? ( )
  - a. direct and to the point
  - b. abstract and analytical
  - c. lengthy and discursive

### \* Activity 2

Listen to the recording and match the answers A – C to the question.

Audio		
A. 	B. 	C. 

How well do you know your next-door neighbours?	
What problems do people sometimes have with their neighbours?	
How often do you see them?	