

SMPH
原版引进
ORIGINAL EDITION
LICENSING

BASTIEN PIANO BASICS

巴斯蒂安钢琴教程

技巧

(四)

TECHNIC



BY JAMES BASTIEN

KJOS 美国NEIL A. KJOS音乐公司提供版权

SMPH 上海音乐出版社出版

亲爱的教师和家长们：

《巴斯蒂安钢琴教程》是特别为初学钢琴的学生，能够正确学习钢琴演奏基础而设计的一套有趣的、内容全面的钢琴教材。精心安排的学习顺序能够平衡学生各方面的学习进度。

《技巧》包含了多项手指练习，可以帮助学生提高手指之间的协调能力、控制能力以及在键盘上的灵活性。学生每天都应花一些时间加以练习。这些练习可以作为弹奏乐曲之前的预备练习。

《技巧》(四)是与同级的《基础》、《乐理》、《演奏》相互配合使用的，请参见目录。这四本书必须同时使用，才能使学生对音乐的每一概念都有全面的认识。

使用本书时，请注意下列三项：

力度：除非另有提示，否则请严格按照教师的建议练习。反复练习时，教师可以让学生使用不同的力度来弹奏。

速度：每一首练习曲都可以用三种速度来弹奏，慢速、中速和快速。

触键：除非有断奏的提示，否则一律采用连奏。不过，连奏的乐曲在教师的指导下也可以用断奏来练习。

我们衷心祝福——这套教程能带给您有效、成功的钢琴学习效果。

Neil A. Kjos 音乐公司
詹姆斯·巴斯蒂安
简·斯密瑟·巴斯蒂安

美国 Neil A. Kjos 音乐公司郑重声明

Neil A. Kjos 音乐公司，注册于美国加利福尼亚州，主要业务机构位于加利福尼亚州圣地亚哥市日德兰博士路 4380 号(邮政编码 92117)。本公司拥有“巴斯蒂安钢琴教程”及相关音乐制品(包括图书、声音、视觉和其他一切形式的复制行为)的版权，并在美国国会图书馆注册，版权号 PA292-631。

2005 年 10 月，本公司已将“巴斯蒂安钢琴教程”及相关音乐制品在中国的出版、销售权授予上海音乐出版社，上海音乐出版社是唯一被允许在中国大陆出版、销售上述制品简体中文翻译版的出版社。未经本公司同意，任何公司和个人复制或销售上述制品均属侵权行为。Neil A. Kjos 音乐公司和上海音乐出版社将保留对侵权行为人的法律诉讼权。

美国 Neil A. Kjos 音乐公司总裁
Mark Kjos

To Whom It May Concern,

The Neil A. Kjos Music Company, a California state corporation, with its principal place of business at 4380 Jutland Dr., San Diego, California, 92117 U.S.A., is a legally registered Music Company in the United States. We own the copyrights for the **Bastien Piano Basics** Method Books and any derived music products (such as audio and visual music products). Our registered copyright number at the Library of Congress is PA292-631. In October 2005, we licensed the **Bastien Piano Basics** to the Shanghai Music Publishing House, which is the sole company in Mainland China authorized to sell the Chinese translation using simplified characters. Any other such editions are sold without our permission, and are regarded as an act of tort. The Shanghai Music Publishing House and we have the right to take judicial lawsuits and proceedings on any acts of tort.

Mark Kjos
President,
The Neil A. Kjos Music Company

巴斯蒂安钢琴教程

BASTIEN PIANO BASICS

TECHNIC


技巧(四)

目录 Contents

√*

		本书 This Book	基础 Piano	乐理 Theory	演奏 Performance
街市布吉	Downtown Boogie	布吉低音	2	4	2 2
郊区布吉	Uptown Boogie		3		
A小调音阶练习	Scale Workout in A Minor	A小调音阶	4	6	4
大小调进行曲	Major-Minor March	大三和弦和小三和弦	5	10	6 6
追逐老虎	Tiger Chase	A小调中的基本和弦	6	12	7 8
追逐狮子	Lion Chase				
优雅的独角兽	Graceful Unicorn	分解和弦低音(第一种类型)	7	14	8 10
D小调音阶练习	Scale Workout in D Minor	D小调音阶	8	16	10 12
和弦练习	Chord Exercises	D小调中的基本和弦	9	17	11
大三和弦及其转位	Major Triads and Inversions	三和弦及其转位	10	18	12 14
小三和弦及其转位	Minor Triads and Inversions				
雪车	Snowmobiling		11	20	13
三连音的节奏练习	Triplet Rhythm Warm-ups	三连音	12	22	14 16
乘自动扶梯	On the Escalator				
太空飞行	Space Flight	双手交叉	13	24	
音阶练习曲	Scale Etude	分解和弦低音(第二种类型)	14	26	16 18
向外伸展	Stretching Out	八度	15	28	17 20
吉卜赛舞	Gypsy Dance	圆舞曲低音	16	30	18 22
阿尔贝蒂练习曲	Alberti Etude	阿尔贝蒂低音	17	32	23
半音阶练习	Chromatic Scale Studies	半音阶	18	34	19 24
跨栏	Over the Hurdles	乐句练习	19	36	
^b D大调练习	Workout in ^b D	^b D大调音阶	20	40	24 26
机械人	Mechanical Men	^b D大调中的基本和弦	21	42	25
^b A大调练习	Workout in ^b A	^b A大调音阶	22	44	28 28
农场里的围捕	Ranch Roundup	A大调中的基本和弦	23	46	29
^b E大调练习	Workout in ^b E	^b E大调音阶	24	48	30 30
摇摆与跳跃	Jumpin' n Swayin'	^b E大调中的基本和弦	25	50	31
手指扩张练习一	Finger Extension Study1	哈农练习	26	52	32 32
手指扩张练习二	Finger Extension Study2	哈农练习	27	53	
什密特的四个练习曲	Four Exercises by Schmitt	什密特练习	28	54	
双音练习曲	Double Notes Etude	车尔尼练习曲	29		
两个八度的大调音阶练习	Two-Octave Major Scales	升号调音阶	30		
两个八度的大调音阶练习	Two-Octave Sharp Scales	降号调音阶	31		
课外练习	Special Requests for Technic		32		

* 为提高学生学习的成就感,每通过一课,教师或学生可以在标题前的横线上画“√”。



街市布吉

Downtown Boogie

5 *mf* 5 3

5 2 1

4 4

5 2 1

5 3

5 3 1 5 3 1

5 2 1


5 2 1

5 2 1

f

5 3 1

5 3 1



郊区布吉
Uptown Boogie

1


mf

1

1

1

同步学习《基础》(四)第5页。



A 小调音阶练习

Scale Workout in A Minor

A 自然小调音阶

A Natural Minor Scale

 Musical notation for the A Natural Minor Scale. It consists of two staves: a treble clef staff and a bass clef staff. The key signature has one flat (F major/D minor). The scale is written in C major mode (A-A-B-C-D-E-F-G-A). Fingerings are indicated by numbers 1, 3, 1, 1, 3 above the treble staff and 5, 3, 1, 1, 3 below the bass staff. The dynamic marking *mf-mp* is present in the bass staff.

A 和声小调音阶


A Harmonic Minor Scale

Musical notation for the A Harmonic Minor Scale. It consists of two staves: a treble clef staff and a bass clef staff. The key signature has one flat (F major/D minor). The scale is written in C major mode (A-A-B-C-D-E-F-G#-A). Fingerings are indicated by numbers 1, 1, 3, 1, 1, 3 above the treble staff and 5, 3, 1, 1, 3 below the bass staff.

A 旋律小调音阶

A Melodic Minor Scale

Musical notation for the A Melodic Minor Scale. It consists of two staves: a treble clef staff and a bass clef staff. The key signature has one flat (F major/D minor). The scale is written in C major mode (A-A-B-C-D-E-F#-G-A). Fingerings are indicated by numbers 1, 1, 3, 1, 1, 3 above the treble staff and 5, 3, 1, 1, 3 below the bass staff.



大小调进行曲

Major-Minor March






追逐老虎

Tiger Chase

Handwritten musical score for "Tiger Chase". The score is in treble and bass clefs, 2/4 time, with a dynamic marking of *fp*. The melody in the treble clef features eighth-note patterns with fingerings 1 3 and 1 3. The bass clef accompaniment consists of chords with fingerings 1 3 5, 1 2 5, and 1 2 5. The piece concludes with a repeat sign and a final chord with fingering 5 3 1.



追逐狮子

Lion Chase


Handwritten musical score for "Lion Chase". The score is in treble and bass clefs, 2/4 time, with a dynamic marking of *mf*. The melody in the treble clef features eighth-note patterns with fingerings 1, 1, 3, and 2. The bass clef accompaniment consists of chords with fingerings 5, 3, 1, 2, 4, and 1. The piece concludes with a repeat sign and a final chord with fingering 5.



优雅的独角兽

Graceful Unicorn





D 小调音阶练习

Scale workout in D Minor

D 自然小调音阶

D Natural Minor Scale

D 和声小调音阶

D Harmonic Minor Scale

D 旋律小调音阶

D Melodic Minor Scale



和弦练习
Chord Exercises

mf - mp

移到其他大调练习。

大三和弦及其转位

Major Triads and Inversions

mf-mp

mp


移到其他小调进行练习。

小三和弦及其转位

Minor Triads and Inversions

mf-mp

mp



雪车
Snowmobiling

First system of musical notation for the piece 'Snowmobiling'. It consists of two staves: a treble clef staff and a bass clef staff. The key signature is one sharp (F#). The music features eighth and sixteenth notes with various fingerings indicated by numbers 1, 2, 3, and 5. There are also rests and slurs. The bass clef staff includes a '7' below a rest in the first measure and a '2' below a note in the second measure.

Second system of musical notation. It continues the piece with two staves. The treble clef staff has fingerings 5, 3, 5, 2, 5, 3, 1, 3, and 2. The bass clef staff has fingerings 1, 2, 1, 3, and 1. There are slurs and rests throughout the system.

Third system of musical notation. It continues the piece with two staves. The treble clef staff has fingerings 1, 3, 1, 2, 1, 3, and 2. The bass clef staff has fingerings 5, 3, 5, 3, 5, 2, and 3. There are slurs and rests throughout the system.

Fourth system of musical notation. It continues the piece with two staves. The treble clef staff has fingerings 1, 3, 1, 2, 1, 3, 2, 1, and 4. The bass clef staff has fingerings 5, 3, 5, 3, 5, 2, and 1. There are slurs and rests throughout the system.

移到其他大调和小调练习。

三连音的节奏练习


Triplet Rhythm Warm-ups

Two systems of piano music for triplet rhythm warm-ups. The first system is in 2/4 time, marked *f* (forte), and features eighth-note triplets in both hands. The second system is in 2/4 time, marked *p* (piano), and features eighth-note triplets in both hands. Both systems include fingering numbers (1, 3, 5) and repeat signs at the end of each system.

乘自动扶梯

On the Escalator

Two systems of piano music for "On the Escalator". The first system is in 4/4 time, marked *pp* (pianissimo) and *cresc.* (crescendo), and features eighth-note triplets in both hands. The second system is in 4/4 time, marked *decresc.* (decrescendo) and *ff* (fortissimo), and features eighth-note triplets in both hands. Both systems include fingering numbers (1, 3) and repeat signs at the end of each system.



移到其他调练习。

太空飞行 Space Flight


mf-mp 右手 r.h. 左手 l.h.

Sra

Sra

Sra

The musical score consists of three systems of piano and left hand parts. The first system starts with a dynamic marking of *mf-mp*. The piano part (r.h.) and left hand part (l.h.) both feature triplet patterns. The second system includes a *Sra* (Sforzando) marking. The third system also includes a *Sra* marking and ends with a repeat sign. Fingering numbers (1-5) and articulation marks (accents) are provided throughout the score.



音阶练习曲

Scale Etude

如果手指弹不到八度,可以使用断奏的方法来弹。

向外伸展

Stretching Out

The musical score is written in C major and 4/4 time. It consists of five systems of two staves each. The first system includes a dynamic marking of *mf-mp*. Fingerings are indicated by numbers 1 and 5 above or below notes. The piece features a mix of eighth and sixteenth notes, with some measures containing rests or staccato markings.

同步学习《基础》(四)第28-29页。