

# TOUCHSTONE

# 剑桥标准英语教程

MICHAEL MCCARTHY  
JEANNE MCCARTEN  
HELEN SANDIFORD

# 1

WORKBOOK  
练习册



# TOUCHSTONE

# 剑桥标准英语教程

MICHAEL MCCARTHY  
JEANNE MCCARTEN  
HELEN SANDIFORD

# 1

WORKBOOK  
练习册



CAMBRIDGE  
UNIVERSITY PRESS



北京语言大学出版社  
BEIJING LANGUAGE AND CULTURE  
UNIVERSITY PRESS

## 图书在版编目(CIP)数据

剑桥标准英语教程 1 练习册 / (英)麦卡锡  
(McCarthy, M.), (英)麦克卡顿(McCarten, J.), (英)  
桑迪福德(Sandiford, H.)编著. —北京:北京语言大  
学出版社, 2010.1

ISBN 978-7-5619-2652-9

I. ①剑… II. ①麦… ②麦… ③桑… III. ①英语—  
习题 IV. ①H319.6

中国版本图书馆 CIP 数据核字 (2010) 第 015459 号

版权登记: 图字 01—2009—7389

This is a reprint edition of the following title published by Cambridge University Press:

ISBN 978-0-521-66610-7 Touchstone Workbook 1

© Cambridge University Press 2005

This reprint edition for the People's Republic of China (excluding Hong Kong, Macau and Taiwan) is published by arrangement with the Press Syndicate of the University of Cambridge, Cambridge, United Kingdom.

© Cambridge University Press and Beijing Language and Culture University Press 2010

This reprint edition is authorized for sale in the People's Republic of China (excluding Hong Kong, Macau and Taiwan) only. Unauthorized export of this reprint edition is a violation of the Copyright Act. No part of this publication may be reproduced or distributed by any means, or stored in a database or retrieval system; without the prior written permission of Cambridge University Press and Beijing Language and Culture University Press.

此版本仅限在中华人民共和国境内(不包括香港、澳门特别行政区及台湾省)销售。未经授权出口此版本属违法行为。未经剑桥大学出版社和北京语言大学出版社书面同意,本书任何部分不得以任何方式被翻印或传播,不得载入数据库或检索系统。

书 名: 剑桥标准英语教程 1·练习册

编 著: (英) Michael McCarthy, (英) Jeanne McCarten, (英) Helen Sandiford

责任编辑: 余心乐 刘格均

封面设计: 大愚设计 + 赵文康

---

出版发行: 北京语言大学出版社

社 址: 北京市海淀区学院路 15 号 邮政编码: 100083

网 站: www.blcup.com

电 话: 发行部 (010)62605588 / 5019 / 5128

编辑部 (010)62605189

邮购电话 (010)62605127

读者服务信箱 bj62605588@163.com

印 刷: 北京画中画印刷有限公司

经 销: 全国新华书店

---

版 次: 2010 年 3 月第 1 版 2010 年 3 月第 1 次印刷

开 本: 889 毫米×1194 毫米 1/16 印张: 6.75

字 数: 104 千字

书 号: ISBN 978-7-5619-2652-9

定 价: 19.00 元

---

版权所有 侵权必究

如有缺页、倒页、脱页等印装质量问题,请拨打服务热线: 010-62605166。

# Contents

|                                       |           |
|---------------------------------------|-----------|
| <b>1</b> <i>All about you</i> .....   | <b>2</b>  |
| <b>2</b> <i>In class</i> .....        | <b>10</b> |
| <b>3</b> <i>Favorite people</i> ..... | <b>18</b> |
| <b>4</b> <i>Everyday life</i> .....   | <b>26</b> |
| <b>5</b> <i>Free time</i> .....       | <b>34</b> |
| <b>6</b> <i>Neighborhoods</i> .....   | <b>42</b> |
| <b>7</b> <i>Out and about</i> .....   | <b>50</b> |
| <b>8</b> <i>Shopping</i> .....        | <b>58</b> |
| <b>9</b> <i>A wide world</i> .....    | <b>66</b> |
| <b>10</b> <i>Busy lives</i> .....     | <b>74</b> |
| <b>11</b> <i>Looking back</i> .....   | <b>82</b> |
| <b>12</b> <i>Fabulous food</i> .....  | <b>90</b> |

# Contents

|                                       |    |
|---------------------------------------|----|
| <b>1</b> <i>All about you</i> .....   | 2  |
| <b>2</b> <i>In class</i> .....        | 10 |
| <b>3</b> <i>Favorite people</i> ..... | 18 |
| <b>4</b> <i>Everyday life</i> .....   | 26 |
| <b>5</b> <i>Free time</i> .....       | 34 |
| <b>6</b> <i>Neighborhoods</i> .....   | 42 |
| <b>7</b> <i>Out and about</i> .....   | 50 |
| <b>8</b> <i>Shopping</i> .....        | 58 |
| <b>9</b> <i>A wide world</i> .....    | 66 |
| <b>10</b> <i>Busy lives</i> .....     | 74 |
| <b>11</b> <i>Looking back</i> .....   | 82 |
| <b>12</b> <i>Fabulous food</i> .....  | 90 |


# Unit 1 All about you

## Lesson A Hello and good-bye

### Meetings and greetings

#### Vocabulary

A Complete the conversations. Choose the correct response.



1. A Hello.

B Hi.

a. Hi.

b. Good-bye.



2. A Hi. I'm Ted.

B \_\_\_\_\_

a. Hello, Ted. Nice to meet you.

b. See you next week.



3. A How are you?

B \_\_\_\_\_

a. I'm Kyle.

b. I'm fine, thanks.



4. A Good-bye.

B \_\_\_\_\_

a. See you later.

b. Thanks.



5. A Good night.

B \_\_\_\_\_

a. Hello.

b. Bye. See you tomorrow.



6. A Hi. How are you?

B \_\_\_\_\_

a. Good, thanks. How are you?

b. Have a nice day.

**Vocabulary**

**B Complete the conversations with the expressions in the box.**

Good night. Have a good evening. ✓Hello. Hi. How are you? I'm fine Nice to meet you. See you



1. **Jack** Hello. I'm Jack.  
**Anna** \_\_\_\_\_ I'm Anna.  
**Jack** \_\_\_\_\_



2. **Sonia** Hi, Julie. How are you?  
**Julie** Good. \_\_\_\_\_  
**Sonia** \_\_\_\_\_, thanks.



3. **Mike** \_\_\_\_\_  
**Koji** Thanks. You too.



4. **Joan** \_\_\_\_\_  
**Mary** Bye. \_\_\_\_\_ tomorrow.

**C Complete the instant message.**

Instant Message

**Sandra** Good morning, Jenny.

**Jenny** Good morning, Sandra.

**Sandra** \_\_\_\_\_ are you?

**Jenny** \_\_\_\_\_, thanks. \_\_\_\_\_

**Sandra** Good.

**Jenny** See you later.

**Sandra** OK. \_\_\_\_\_ a nice day.

**Jenny** Thanks. \_\_\_\_\_ too.

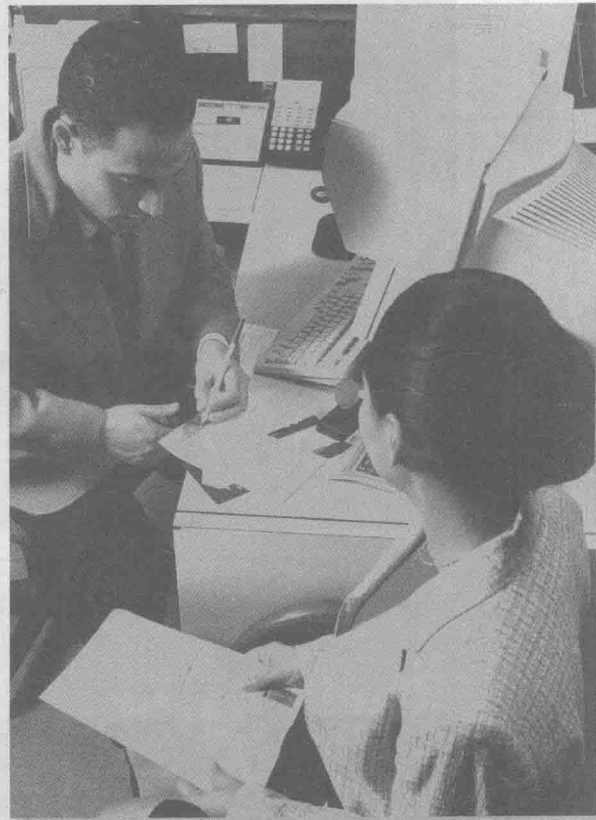
**Sandra** Bye.



# 1 My name's Michelle.

**Vocabulary** Complete the conversation.

- A Good morning.  
B Good morning.  
A How are you?  
B I'm fine.  
A What's your name \_\_\_\_\_ ?  
B Michelle Browne.  
A How do you spell your \_\_\_\_\_ name ?  
B It's B-R-O-W-N-E.  
A And what's your \_\_\_\_\_ name?  
B Jean.  
A OK. How do you \_\_\_\_\_ *Jean*?  
B J-E-A-N.  
A And are you Ms., Miss, or \_\_\_\_\_ ?  
B Ms.  
A Thank you. Have a nice day.  
B Thanks. You too.



# 2 Your personal information

**Vocabulary** Complete the form. Use your own information.

## Touchstone English Classes

**Name:** \_\_\_\_\_  
                                first                                  middle                                  last

single               married

**Class:** \_\_\_\_\_

**Room:** \_\_\_\_\_

**Teacher:** \_\_\_\_\_



### 3 Are we in the same class?

**Grammar**

**A** Complete the conversation. Write *am* or *are*. Use contractions *'m* or *'re* where possible.

**Receptionist** Hello. Are you here for an English class?

**Mi Young** Yes, I \_\_\_\_\_. I'm Mi Young.

**Receptionist** Mi Young Lee? You \_\_\_\_\_ in Class C.

**Mi Young** Thank you.

**Sergio** Hi. \_\_\_\_\_ I in Class C, too? I'm Sergio.

**Receptionist** Yes, you \_\_\_\_\_.

**Sergio** So we \_\_\_\_\_ in the same class.

**Receptionist** Wait. \_\_\_\_\_ you Sergio Rodrigues?

**Sergio** No, I \_\_\_\_\_ not. I'm Sergio Lopes.

**Receptionist** Oh, you \_\_\_\_\_ in Class D.

You \_\_\_\_\_ not in the same class.



**B** Complete the conversation.

**David** Hi. \_\_\_\_\_ Julia Kim?

**Maria** No, \_\_\_\_\_ I'm Maria Martinez.

**David** Hi, Maria. I'm David. Nice to meet you.

**Maria** \_\_\_\_\_ here for a dance class?

**David** Yes, \_\_\_\_\_ in the same class?

**Maria** Yes, \_\_\_\_\_ We're in Class A.

**David** Oh, good.



### 4 About you

**Grammar**

Answer the questions. Use your own information.

1. Are you in an English class?

\_\_\_\_\_

2. Are you in a French class?

\_\_\_\_\_

3. How are you today?

\_\_\_\_\_

4. Are you and your friends in the same English class?

\_\_\_\_\_

5. Are you married?

\_\_\_\_\_




# 1 What's the number?

**Vocabulary**

**A** Write the numbers.

|             |       |       |       |       |       |
|-------------|-------|-------|-------|-------|-------|
| 0           | 1     | 2     | 3     | 4     | 5     |
| <u>zero</u> | _____ | _____ | _____ | _____ | _____ |
|             | 6     | 7     | 8     | 9     | 10    |
|             | _____ | _____ | _____ | _____ | _____ |

**B** Complete the crossword puzzle.



**Across**

1. two × three = six
3. two + eight = \_\_\_\_\_
4. ten ÷ two = \_\_\_\_\_
5. six - four = \_\_\_\_\_
6. three + six = \_\_\_\_\_
7. five × zero = \_\_\_\_\_
8. six + two = \_\_\_\_\_

**Down**

1. ten - three = \_\_\_\_\_
2. eight - seven = \_\_\_\_\_
3. eight - five = \_\_\_\_\_
4. two × two = \_\_\_\_\_

# 2 What's the word?

**Vocabulary**

The letters spell a word. Write each letter in the correct box below to see the word.

- |      |      |      |      |       |
|------|------|------|------|-------|
| 1. C | 3. H | 5. N | 7. E | 9. U  |
| 2. O | 4. O | 6. T | 8. S | 10. T |

|     |      |      |     |       |       |     |     |      |       |
|-----|------|------|-----|-------|-------|-----|-----|------|-------|
| ten | four | nine | one | three | eight | six | two | five | seven |
|     |      |      | C   |       |       |     |     |      |       |

### 3 Here's your membership card.

**Grammar**

Look at Mark's student ID card. Write his answers in the conversation.

**Lee** Hello. Are you a member of the club?

**Mark** No, I'm not.

**Lee** OK. Well, here's an application form.  
So, what's your last name?

**Mark** It's Brokaw. **or** Brokaw.

**or** My last name's Brokaw.

**Lee** Thank you. And your first name?

**Mark** \_\_\_\_\_

**Lee** What's your middle initial, please?

**Mark** \_\_\_\_\_

**Lee** And what's your e-mail address?

**Mark** \_\_\_\_\_

**Lee** Your phone number?

**Mark** \_\_\_\_\_

**Lee** Are you an English student?

**Mark** \_\_\_\_\_

**Lee** What's your teacher's name?

**Mark** \_\_\_\_\_

**Lee** Thank you. Here's your membership card.  
Have a nice day.



### 4 About you

**Grammar and vocabulary**

Write questions with *What's* and the words given. Then answer the questions with your own information.

1. A What's your name?  
(your name)

B \_\_\_\_\_

2. A \_\_\_\_\_  
(your telephone number)


B \_\_\_\_\_

3. A \_\_\_\_\_  
(your e-mail address)

B \_\_\_\_\_

4. A \_\_\_\_\_  
(your English teacher's name)

B \_\_\_\_\_



## 1 Good evening.

**Conversation strategies**

Complete the conversations with the expressions in the box. Use each expression only one time.

|               |       |                   |                    |            |      |
|---------------|-------|-------------------|--------------------|------------|------|
| Good evening. | ✓ Hi  | How about you?    | How are you doing? | Thank you. | Yes  |
| Pretty good.  | Hello | Nice to meet you. | Good-bye.          | thanks     | Yeah |

1. **Sam** Hi, Ali.

**Ali** Hi, Sam.

**Sam** Good, thanks. How about you?

**Ali** \_\_\_\_\_

**Sam** Am I late?

**Ali** \_\_\_\_\_, you are, but it's OK.

**Sam** Good. By the way, here's your book.

**Ali** Oh, \_\_\_\_\_.




2. **Joe** Good evening.

**Clerk** \_\_\_\_\_ What's your name, please?

**Joe** Joe Johnson.

**Clerk** Oh, yes. Mr. Johnson. Your room number is 10A. Here's your key.

**Joe** \_\_\_\_\_



3. **Sally** Hello. My name's Sally.

**Kate** \_\_\_\_\_ . I'm Kate.

Are you here on business?

**Sally** \_\_\_\_\_, I am.

**Kate** No, I'm on vacation.

**Sally** Nice. Oh, here's a taxi. \_\_\_\_\_

**Kate** Bye.



## 2 How are you doing?

**Conversation strategies**

**A** Rewrite the conversation. Use less formal expressions for the underlined words.

A Hello. How are you?

A Hi. How are you doing?

B I'm fine, thank you. How are you?

B \_\_\_\_\_

A I'm fine. Are you a student here?

A \_\_\_\_\_

B Yes, I am. How about you?

B \_\_\_\_\_

A Yes, me too.

A \_\_\_\_\_

B What's the e-mail address here?

A It's Goodschooll@cup.org.

B Thank you. Good-bye.

B \_\_\_\_\_

A Good-bye.

A \_\_\_\_\_

**B** Number the lines of the conversation in the correct order. Then write the conversation.

\_\_\_\_\_ Hi.

A Hello.

\_\_\_\_\_ Yeah, me too.

B \_\_\_\_\_

\_\_\_\_\_ OK.

A \_\_\_\_\_

\_\_\_\_\_ Are you here for the concert?

B \_\_\_\_\_

\_\_\_\_\_ How are you doing?

A \_\_\_\_\_

1 Hello.

B \_\_\_\_\_

\_\_\_\_\_ Yeah, I am. How about you?

A \_\_\_\_\_

### Unit 1 Progress chart

Mark the boxes below to rate your progress.

= I know how to ...

= I need to review how to ...

To review, go back to these pages in the Student's Book.

**Grammar**

make statements with *I'm (not), you're (not), and we're (not)*

2, 4, and 5

ask questions with *Are you ... ?*

5

ask questions with *What's ... ?*

4, 6, and 7

give answers with *It's ...*

6 and 7

**Vocabulary**

say hello and good-bye in at least 4 different ways

1, 2, and 3

talk about names in English

2 and 4

say numbers 0–10

6

**Conversation strategies**

use *How about you?*

8

use everyday expressions in more formal and less formal situations

9

# Unit 2 In class

## Lesson A


# Classmates

## 1 Where is everybody today?

**Grammar** A Look at the pictures. Complete the sentences.



1. Bill is at the gym.  
He's not at home.




2. Jon and Karen \_\_\_\_\_ at home. \_\_\_\_\_ not in class.



3. Sun Yee \_\_\_\_\_ in the cafeteria. \_\_\_\_\_ late.



4. David \_\_\_\_\_ on vacation.  
\_\_\_\_\_ asleep.



5. Kate and Tess \_\_\_\_\_ in class. \_\_\_\_\_ not at the library.



6. Carmen \_\_\_\_\_ at work.  
\_\_\_\_\_ not sick.

**B** Complete the questions about the people in part A. Then answer the questions.

1. A Is Bill at work?

B No, he's not.

4. A \_\_\_\_\_ David asleep?

B \_\_\_\_\_

2. A \_\_\_\_\_ Jon and Karen at home?

B \_\_\_\_\_

5. A \_\_\_\_\_ Kate and Tess on vacation?

B \_\_\_\_\_

3. A \_\_\_\_\_ Sun Yee at the gym?

B \_\_\_\_\_

6. A \_\_\_\_\_ Carmen at work?

B \_\_\_\_\_

**Grammar**

Complete the conversation with the verb *be*.  
Use contractions where possible.  
Add *not* where necessary.

**Silvia** Hi. How are you?  
**Jason** Good, thanks. How about you?  
**Silvia** Pretty good. \_\_\_\_\_ Dave here?  
**Jason** No, he \_\_\_\_\_.  
I think he \_\_\_\_\_ sick.  
**Silvia** Oh. \_\_\_\_\_ he at home?  
**Jason** I don't know.  
**Silvia** How about Jenny and Paula?  
\_\_\_\_\_ they here?  
**Jason** No, they \_\_\_\_\_ . They \_\_\_\_\_ on  
vacation. I think they \_\_\_\_\_ in Miami.  
**Silvia** Look! Dave \_\_\_\_\_ not sick. He \_\_\_\_\_ over  
there. He \_\_\_\_\_ just late again!




## 3 About you

**Grammar  
and  
vocabulary**


Complete the questions with the names of your friends and classmates.  
Then answer the questions.

- A Is Paul \_\_\_\_\_ at home?  
B Yes, he is.
- A Are \_\_\_\_\_ and \_\_\_\_\_ at work?  
B \_\_\_\_\_
- A Is \_\_\_\_\_ in class today?  
B \_\_\_\_\_
- A Are \_\_\_\_\_ and \_\_\_\_\_ on vacation?  
B \_\_\_\_\_
- A Are \_\_\_\_\_ and \_\_\_\_\_ in your English class?  
B \_\_\_\_\_
- A Is \_\_\_\_\_ sick today?  
B \_\_\_\_\_
- A Is \_\_\_\_\_ at the library?  
B \_\_\_\_\_
- A Are \_\_\_\_\_ and \_\_\_\_\_ asleep?  
B \_\_\_\_\_




# 1 Everyday things

**Vocabulary** Label the things in the picture.




# 2 What are these things?

**Grammar and vocabulary** Write sentences about the pictures.




1. This is a bag.



2. These are pens.




3. \_\_\_\_\_



4. \_\_\_\_\_




5. \_\_\_\_\_



6. \_\_\_\_\_



7. \_\_\_\_\_



8. \_\_\_\_\_



**Grammar**

Complete the conversations. Use the words in the box.

|    |    |       |       |         |      |         |
|----|----|-------|-------|---------|------|---------|
| Is | it | it's  | these | they're | this | What    |
| Is | it | these | they  | they're | this | ✓What's |

1. **Clerk** You're in Room 102.  
**Ms. Simms** Thanks. what's this?  
**Clerk** Oh, \_\_\_\_\_ your room key.  
**Ms. Simms** OK. Thank you.  
**Clerk** And \_\_\_\_\_ is your membership card for the fitness club.



2. **Erica** What's \_\_\_\_\_? \_\_\_\_\_ it a cell phone?  
**Jim** Yes, \_\_\_\_\_ is. It's a cell phone and an MP3 player.  
**Erica** I see.  
**Jim** \_\_\_\_\_ are these?  
**Erica** I think \_\_\_\_\_ watches.



3. **Bob** What are \_\_\_\_\_?  
**Jill** Oh, no! I think \_\_\_\_\_ my jeans.  
**Bob** Oh, I'm sorry. Are \_\_\_\_\_ new?  
**Jill** Yeah. Oh, look. \_\_\_\_\_ this your wallet?  
**Bob** Yes, \_\_\_\_\_ is.  
**Jill** Oh, no! And \_\_\_\_\_ are your credit cards!

