

# Access

Revised edition

D. H. Howe

Workbook

1



for Hong Kong Secondary Schools

# **Access** **1**

**Revised edition**

**A**CTIVE  
**C**COURSE in  
**C**CERTIFICATE  
**E**NGLISH for  
**S**ECONDARY  
**S**SCHOOLS

**Workbook**

**by D. H. Howe**



**Oxford University**

**Hong Kong**

*Oxford University Press*  
OXFORD LONDON GLASGOW  
NEW YORK TORONTO MELBOURNE WELLINGTON  
IBADAN NAIROBI DAR ES SALAAM CAPE TOWN  
KUALA LUMPUR SINGAPORE JAKARTA HONG KONG TOKYO  
DELHI BOMBAY CALCUTTA MADRAS KARACHI

© Oxford University Press 1974

*Revised 1977*

*in accordance with the latest  
primary and secondary syllabuses*

*Fourth impression 1978*

ISBN 0 19 581066 x

*Illustrated by David Cheung*

*All rights reserved. No part of this publication may be reproduced,  
stored in a retrieval system, or transmitted, in any form or by any means,  
electronic, mechanical, photocopying, recording or otherwise,  
without the prior permission of Oxford University Press.*

*Printed by Windmill Printing Co. 8 Shipyard Lane, Wah Ha Fty. Bldg. H.K.  
Published by Oxford University Press, News Building, North Point, Hong Kong*

## HOW TO USE THIS BOOK

This Workbook is meant to be used with *Access Book I*. Each three-page Unit gives further written practice in the language structures and vocabulary items taught in the main book, as well as revising work done in the primary school. Like the main book, therefore, this Workbook closely follows the new *Syllabus for Secondary Schools* issued by the Education Department.

Each Unit in the Workbook should not, of course, be worked until the corresponding Unit in the main book has been thoroughly dealt with. The exercises are designed to consolidate the work of the main book by providing meaningful written exercises in which particular language patterns are used repeatedly. The aim, as in the main book, is not to test but to *teach*: to provide *practice* so that the correct use of language items in appropriate situations becomes a habit.

Very few mistakes should occur in the Workbook exercises. The aim, in fact, is to produce written work with *no* mistakes. No one learns English by making mistakes. Marking should therefore place little burden on the teacher. There is indeed much to be said for letting the pupils mark each other's work in class, under the teacher's supervision, since this increases their awareness of the points involved.

If the teacher wishes, or finds it necessary with a particular class, the exercises may be practised orally first, but normally it should be necessary only to make sure that the pupils know what is expected of them by going through the first few examples. The Workbook is very suitable for homework.

UNIT	PAGE	SYLLABUS ITEMS	LANGUAGE STRUCTURE EXERCISES
1	1	1-4	<i>This is . . . That is . . . ; a, an; my, your; These are . . . Those are . . .</i>
2	4	5-8	<i>It is . . . ; What is . . . ; 'Yes/No' questions; short answers.</i>
3	7	9-11	Questions with <i>or</i> ; <i>John's, his, hers; he, she, you, I</i> with <i>to be</i> .
4	10	12	The definite article.
5	13	13-18	Demonstrative adjectives; adverb phrases of place; <i>Where is/are . . .</i> ; revision of cardinal numbers; the time.
6	16	19-22	<i>We, you, they</i> ; present continuous tense; <i>me, him, her</i> , etc.; adverb/adverbial particle.
7	19	23-26	<i>Have, has; How many? There is/are . . . ; some, any, no.</i>
8	22	27	<i>Something, anything, nothing, someone, anyone, no one</i> , etc.
9	25	28-31	<i>There are . . . ; Who? Which?</i> ; possessives; revision of ordinal numbers.
10	28	32-34	Revision of the calendar; verb patterns 6-9; revision of common prepositions.
11	31	35-37	Uncountable nouns; <i>a glass of water</i> etc.; <i>made of</i> .
12	34	35 & 38	More practice with uncountable nouns; possessives.
13	37	39-40	<i>One, ones; going to</i> .
14	40	41	The present perfect tense.
15	43	42	The simple past tense.
16	46	42	More practice with the simple past tense.
17	49	43-44	Word order; <i>every</i> and <i>all</i> patterns.
18	52	44-45	<i>Both</i> ; the future with <i>will</i> .
19	55	46	The simple present tense.
20	58	46-48	More practice with the simple present tense; <i>where</i> and <i>when</i> .

# Unit One

A Write: This is a ... or This is an ... or These are ... before the words:

- |                   |                  |                    |
|-------------------|------------------|--------------------|
| 1. _____ map.     | 2. _____ orange. | 3. _____ dots.     |
| 4. _____ inch.    | 5. _____ eye.    | 6. _____ eggs.     |
| 7. _____ coat.    | 8. _____ teeth.  | 9. _____ flies.    |
| 10. _____ apples. | 11. _____ flag.  | 12. _____ library. |

B Write: That is a ... or That is an ... or Those are ... before the words:

- |                 |                      |                     |
|-----------------|----------------------|---------------------|
| 1. _____ beach. | 2. _____ island.     | 3. _____ boats.     |
| 4. _____ pier.  | 5. _____ ferry.      | 6. _____ aeroplane. |
| 7. _____ buses. | 8. _____ donkey.     | 9. _____ ankles.    |
| 10. _____ star. | 11. _____ elephants. | 12. _____ toilet.   |

C Read these words aloud several times. Sometimes the letter s is pronounced [s], but sometimes it is pronounced [z]. When this is so, it is printed like this "s". When a word ends in es, the es is pronounced [iz]. Now write the words in the correct columns.

dots	nibs	faces	ships	seats	buses
beaches	aids	showers	locks	piers	roads
signs	floats	services	toilets	oranges	houses
pages	marks	hills	cars	cages	maps

[s]

[z]

[iz]

_____	_____	_____	_____	_____	_____
_____	_____	_____	_____	_____	_____
_____	_____	_____	_____	_____	_____
_____	_____	_____	_____	_____	_____

# Unit One

D Write the questions and answers. The first four are done for you.

1.



Is this my mouth?

Yes, that is your mouth.



2.



Is this my chin?

No, that is not your chin.



3.



Are these my eyes?

Yes, those are your eyes.



4.



teeth?



5.



nose?

Yes, \_\_\_\_\_



6.



neck?



7.



fingers?



8.



toes?



# Unit One

9.



\_\_\_\_\_ elbow?



10.



\_\_\_\_\_ shoulder?



11.



\_\_\_\_\_ arms?



12.



\_\_\_\_\_ ankles?



13.



\_\_\_\_\_ ?

Yes, \_\_\_\_\_



14.



\_\_\_\_\_ ?

Yes, \_\_\_\_\_



15.



\_\_\_\_\_ wrists?



16.





















\_\_\_\_\_ ?

Yes, \_\_\_\_\_



## Unit Two

A Ask and answer questions beginning with **What**.

1 	2 	3 	4 	5 	6 
a cat	bananas	a clock	knives	an ant	eggs
7 	8 	9 	10 	11 	12 
sailors	a cinema	matches	a junk	hammers	a tap
13 	14 	15 	16 	17 	18 
a telephone	shoes	horses	a tie	nails	glasses

1. *What is this? It is a cat.*

2. *What are these? They are bananas.*

3. \_\_\_\_\_

4. \_\_\_\_\_

5. \_\_\_\_\_

6. \_\_\_\_\_

7. \_\_\_\_\_

8. \_\_\_\_\_

9. \_\_\_\_\_

10. \_\_\_\_\_

11. \_\_\_\_\_

12. \_\_\_\_\_

13. \_\_\_\_\_

14. \_\_\_\_\_

15. \_\_\_\_\_







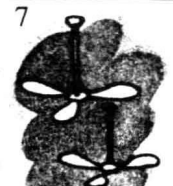




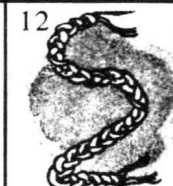
16. \_\_\_\_\_

17. \_\_\_\_\_

18. \_\_\_\_\_

## Unit Two

**B** Ask and answer questions beginning *Is . . . or Are . . .* Use the words given.

1 	2 	3 	4 	5 	6 
a fish	wheels	a flower	an envelope	bells	a piano
7 	8 	9 	10 	11 	12 
fans	a calendar	cigarettes	a snake	ladders	a rope

1. fish? *Is this a fish? Yes, it is. It is a fish.*

2. balloons? *Are these balloons? No, they are not. They are not balloons.*

3. a flower? \_\_\_\_\_

4. ladder? \_\_\_\_\_

5. boxes? \_\_\_\_\_

6. a house? \_\_\_\_\_

7. fans? \_\_\_\_\_

8. a calendar? \_\_\_\_\_

9. matches? \_\_\_\_\_

10. a horse? \_\_\_\_\_

11. ladders? \_\_\_\_\_

12. a ship? \_\_\_\_\_

## Unit Two













C Write each word beside its meaning:

a terminal	an aid	a route	urban	a shower
a department	control	a monster	attempt	a life-jacket
educate	bins	invented	a pier	an advertisement
an ashtray	fined	remove	a court	main

1. \_\_\_\_\_ The place where a route ends.
2. \_\_\_\_\_ We should put rubbish in these.
3. \_\_\_\_\_ This keeps a person afloat in the water.
4. \_\_\_\_\_ Take away.
5. \_\_\_\_\_ A horrible creature.
6. \_\_\_\_\_ A person goes to one of these if he breaks the law.
7. \_\_\_\_\_ Teach.
8. \_\_\_\_\_ Most important.
9. \_\_\_\_\_ Made to pay money as a punishment.
10. \_\_\_\_\_ The way in which a bus, tram or ferry goes.
11. \_\_\_\_\_ Something which helps us.
12. \_\_\_\_\_ Belonging to a town.
13. \_\_\_\_\_ A continuous fall of water.
14. \_\_\_\_\_ A part of something, like a store or a Government.
15. \_\_\_\_\_ Something in which we put the ash of cigarettes.
16. \_\_\_\_\_ Be in command of; guide; steer.
17. \_\_\_\_\_ Made or thought of something that no one else had thought of.
18. \_\_\_\_\_ Try.
19. \_\_\_\_\_ A platform built out into the sea for ships to come to.
20. \_\_\_\_\_ A public notice.

## Unit Three

A

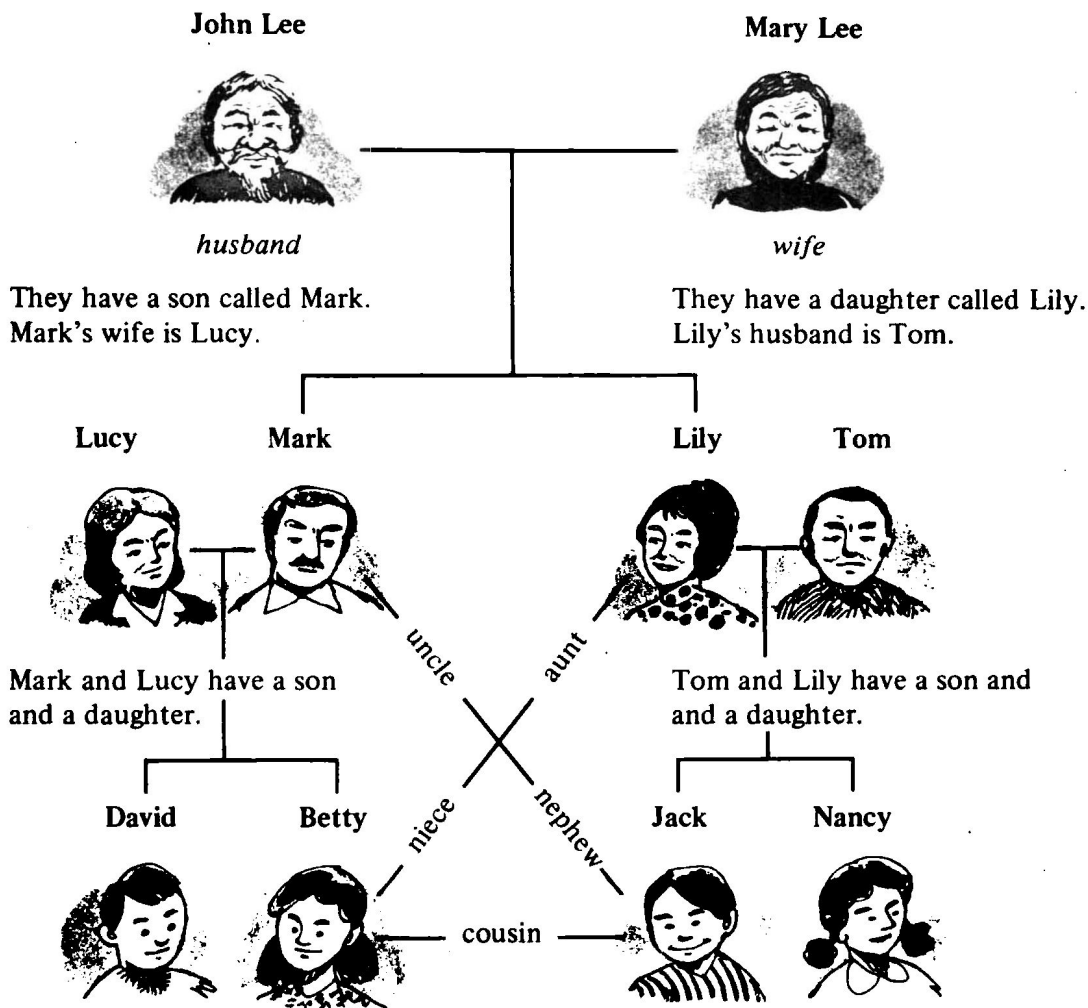
1  Mr. Tan	2  Miss Lim	3  Mr. Wong	4  Mrs. Tan	5  Mr. Chan	6  Miss Leung
7  Mr. Woo	8  Miss Au	9  Mr. Lo	10  Mr. Poon	11  Mrs. Tam	12  Miss Lau

Write questions and answers like these:

1. a doctor?      *Is Mr. Tan a doctor?    Yes, he is.    He is a doctor.*
2. a dentist?      *Is Miss Lim a dentist?    No, she is not.    She is a nurse.*
3. a tailor?      \_\_\_\_\_ *a carpenter.*
4. a nurse?      \_\_\_\_\_
5. a fireman?      \_\_\_\_\_
6. a waitress?      \_\_\_\_\_
7. a soldier?      \_\_\_\_\_
8. a typist?      \_\_\_\_\_
9. a mechanic?      \_\_\_\_\_
10. a postman?      \_\_\_\_\_
11. a typist?      \_\_\_\_\_
12. a nurse?      \_\_\_\_\_

## Unit Three

- B John and Mary Lee are married. They have a son and a daughter and they have two grandsons and two granddaughters. John Lee is a grandfather and Mary Lee is a grandmother.



Make sentences like these:

John He is Mary's husband.

David He is Betty's brother.

Tom He is Betty's uncle.

Mary She is John's wife.

Betty She is David's sister.

Betty She is Tom's niece.

## Unit Three

- |   |   |
|---|---|
| <ol style="list-style-type: none"> <li>1. <span style="border: 1px solid black; padding: 2px 10px;">John</span>    <i>He</i> _____ <i>father.</i></li> <li>2. <span style="border: 1px solid black; padding: 2px 10px;">John</span>    _____ <i>grandfather.</i></li> <li>3. <span style="border: 1px solid black; padding: 2px 10px;">John</span>    _____</li> <li>4. <span style="border: 1px solid black; padding: 2px 10px;">Mary</span>    _____</li> <li>5. <span style="border: 1px solid black; padding: 2px 10px;">Jack</span>    _____</li> <li>6. <span style="border: 1px solid black; padding: 2px 10px;">Lucy</span>    _____</li> <li>7. <span style="border: 1px solid black; padding: 2px 10px;">Tom</span>    _____</li> <li>8. <span style="border: 1px solid black; padding: 2px 10px;">Mary</span>    _____</li> <li>9. <span style="border: 1px solid black; padding: 2px 10px;">Mark</span>    _____</li> <li>10. <span style="border: 1px solid black; padding: 2px 10px;">Mark</span>    _____</li> <li>11. <span style="border: 1px solid black; padding: 2px 10px;">Lily</span>    _____</li> <li>12. <span style="border: 1px solid black; padding: 2px 10px;">Lily</span>    _____</li> <li>13. <span style="border: 1px solid black; padding: 2px 10px;">Betty</span>    _____</li> <li>14. <span style="border: 1px solid black; padding: 2px 10px;">David</span>    _____</li> </ol> | <ol style="list-style-type: none"> <li>1. <span style="border: 1px solid black; padding: 2px 10px;">Mark</span>    <i>He</i> _____ <i>son.</i></li> <li>2. <span style="border: 1px solid black; padding: 2px 10px;">Betty</span>    _____ <i>granddaughter.</i></li> <li>3. <span style="border: 1px solid black; padding: 2px 10px;">David</span>    _____</li> <li>4. <span style="border: 1px solid black; padding: 2px 10px;">Mark</span>    _____</li> <li>5. <span style="border: 1px solid black; padding: 2px 10px;">Nancy</span>    _____</li> <li>6. <span style="border: 1px solid black; padding: 2px 10px;">David</span>    _____</li> <li>7. <span style="border: 1px solid black; padding: 2px 10px;">Nancy</span>    _____</li> <li>8. <span style="border: 1px solid black; padding: 2px 10px;">Jack</span>    _____</li> <li>9. <span style="border: 1px solid black; padding: 2px 10px;">Jack</span>    _____</li> <li>10. <span style="border: 1px solid black; padding: 2px 10px;">Nancy</span>    _____</li> <li>11. <span style="border: 1px solid black; padding: 2px 10px;">David</span>    _____</li> <li>12. <span style="border: 1px solid black; padding: 2px 10px;">Betty</span>    _____</li> <li>13. <span style="border: 1px solid black; padding: 2px 10px;">Jack</span>    _____</li> <li>14. <span style="border: 1px solid black; padding: 2px 10px;">Jack</span>    _____</li> </ol> |
|---|---|

**C**    *Make questions and answers like these:*

**John/Lily/father/son**  
**Tom/Betty/uncle/aunt**

*Is John Lily's father or her son? He is her father.*  
*Is John Betty's uncle or her aunt? He is her uncle.*

1. **Mary/Mark/mother/daughter** \_\_\_\_\_
2. **Mark/Lucy/husband/wife** \_\_\_\_\_
3. **John/Betty/grandfather/son** \_\_\_\_\_
4. **Mark/Nancy/uncle/aunt** \_\_\_\_\_
5. **Nancy/David/cousin/sister** \_\_\_\_\_

















## Unit Four

A Put a, an or the in the blank spaces. If nothing is needed, leave the space empty.

1. She bought \_\_\_\_ banana, \_\_\_\_ apple and \_\_\_\_ orange, but \_\_\_\_ banana was bad and \_\_\_\_ apple and \_\_\_\_ orange were very small.
2. I will give you \_\_\_\_ pencil and \_\_\_\_ piece of paper but \_\_\_\_ pencil is broken.
3. My sister plays \_\_\_\_ piano. Do you play \_\_\_\_ instrument?
4. I had \_\_\_\_ egg and \_\_\_\_ cup of coffee for \_\_\_\_ breakfast this morning but \_\_\_\_ coffee was cold.
5. There was \_\_\_\_ spider on \_\_\_\_ ceiling. It was trying to catch \_\_\_\_ insect but \_\_\_\_ insect was too quick and \_\_\_\_ spider did not catch it.
6. Miss Lee is one of \_\_\_\_ teachers in our school. She is \_\_\_\_ very good teacher. She teaches us \_\_\_\_ English and \_\_\_\_ Geography.
7. Hon Man is \_\_\_\_ very tall boy. He is \_\_\_\_ tallest boy in \_\_\_\_ school.
8. In \_\_\_\_ evenings he likes to look at \_\_\_\_ moon and \_\_\_\_ stars in \_\_\_\_ sky.
9. We are going to \_\_\_\_ cinema tonight. We are going to see \_\_\_\_ exciting film.
10. I am going to stay at \_\_\_\_ home tomorrow and listen to \_\_\_\_ radio.
11. He was given \_\_\_\_ football for his birthday and now he plays \_\_\_\_ football every day.
12. My father was late for \_\_\_\_ office today. He usually goes by \_\_\_\_ bus but today \_\_\_\_ bus was full and he had to take \_\_\_\_ taxi.
13. I was lying in \_\_\_\_ bed last night when I heard \_\_\_\_ loud noise. I thought someone had fired \_\_\_\_ gun. I got out of \_\_\_\_ bed and looked out of \_\_\_\_ window. There was \_\_\_\_ car outside and there was something wrong with \_\_\_\_ engine of \_\_\_\_ car.
14. I think I must buy \_\_\_\_ new pen. \_\_\_\_ one I am using now has \_\_\_\_ broken \_\_\_\_ point.
15. There is \_\_\_\_ aeroplane flying low over \_\_\_\_ town. I think \_\_\_\_ aeroplane is going to land at \_\_\_\_ airport at \_\_\_\_ Kai Tak. Kai Tak is \_\_\_\_ only airport in Hong Kong.
16. My mother goes out to \_\_\_\_ work in \_\_\_\_ morning but she comes home in \_\_\_\_ afternoon to do \_\_\_\_ housework. She goes to \_\_\_\_ work by \_\_\_\_ tram.
17. \_\_\_\_ word 'Mediterranean' means ' \_\_\_\_ sea in \_\_\_\_ middle of \_\_\_\_ earth'. \_\_\_\_ people who lived in \_\_\_\_ Europe \_\_\_\_ long time ago thought that it was in \_\_\_\_ middle of \_\_\_\_ world.
18. This is \_\_\_\_ end of \_\_\_\_ exercise. Did you think it was \_\_\_\_ easy exercise?

# Unit Four

## B Picture Sentences

1. Hon Man goes to  by  2. Yuk Lan goes to   
by  3. Sau Fong is going to  She is going by   
4. Mr. Tan goes to  by  5. Mr. Tan goes   
at  in the evening. 6. Next week Mr. Tan is going to  He  
is going by  He will go through  and sail up   
to London. 7. Mr. Kwan is going to  by 

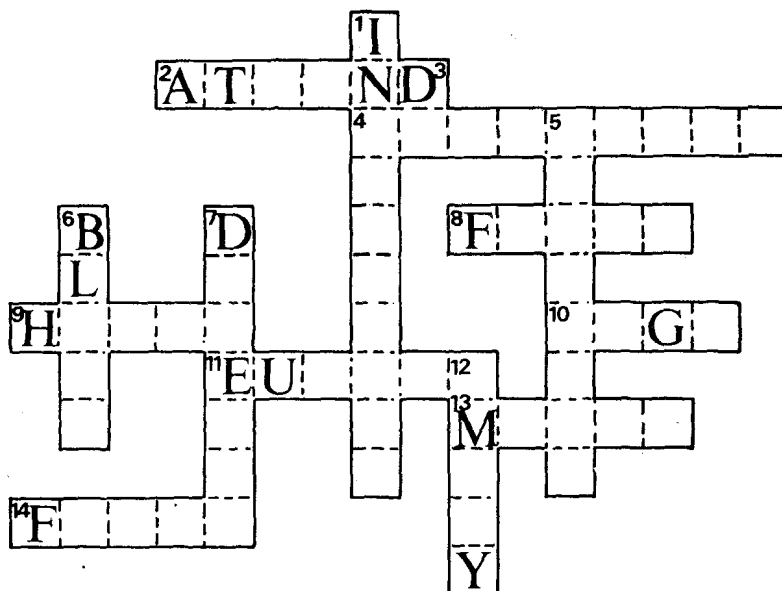
Write out the sentences using words for the pictures. Be careful! Sometimes you must use **the** and sometimes you must NOT use **the**.

1. Hon Man goes to school \_\_\_\_\_  
\_\_\_\_\_  
\_\_\_\_\_  
\_\_\_\_\_  
\_\_\_\_\_  
\_\_\_\_\_

## Unit Four

### C A Crossword Puzzle

*Note: All the words, except one, were new words in Units 3 and 4.*



#### Across

2. Go to; be present at.
4. Two weeks make one \_\_\_\_\_.
8. Strength; make someone do something that they do not want to do.
9. A dog or a wolf makes this sound.
10. Very, very big.
11. Europeans live here.
13. A lesson telling us how to behave.
14. A little story (often about animals) which teaches us a lesson.

#### Down

1. If you have a disease and give it to someone else, you are \_\_\_\_\_.
3. Act.
5. To or from the north.
6. Flowers do this in warm weather.
7. Another word for an illness.
12. Nothing inside.