



BASTIEN PIANO BASICS

巴斯蒂安钢琴教程

基础

(五)

PIANO



BY JAMES BASTIEN

美国NEIL A. KJOS音乐公司提供版权


上海音乐出版社出版

附DVD一张

巴斯蒂安钢琴教程


BASTIEN
PIANO
BASICS **PIANO**

基础(五)



詹姆斯·巴斯蒂安


 美国 NEIL A. KJOS 音乐公司提供版权

 SMPH 上海音乐出版社出版

巴斯蒂安钢琴教程


BASTIEN
PIANO
BASICS **PIANO**

基础(五)






詹姆斯·巴斯蒂安

 美国 NEIL A. KJOS 音乐公司提供版权

 SMPH 上海音乐出版社出版

目录 Contents

√*


		技巧 Technic	乐理 Theory	演奏 Performance	
浪漫曲	Romance	三段体	4	2	2
延音踏板的运用	Overlapping Pedal Technique		6	3	2
踏板练习	Pedal Studies				
西班牙吉他	Spanish Guitars		7		5
E小调音阶	E Minor Scale	E小调的主要和弦	8	4	4
冬日庆典	Winter Celebration		9	5	7
识别三和弦的第一转位	Identifying 1st Inversion Triads		10	6	6
第一转位的布吉曲	1st Inversion Boogie		11		
风之歌	Windsong	D.S.al Fine %	12		
识别三和弦的第二转位	Identifying 2nd Inversion Triads		14	7	8
第二转位的摇滚	2nd Inversion Rock		15		
野骑士	Wild Rider		16		
三和弦及其转位的复习	Triad and Inversion Review		18	8	10
太空驰骋	Space Ride	D.C.al Coda	19	9	11
十六分音符	Sixteenth Notes		20	10	12
十六分音符的预备练习	Sixteenth Note Warm-up				
小蜜蜂	The Bee		21		
杂技演员	Acrobats		22	14	13
C调小奏鸣曲	Sonatina in C	小奏鸣曲式	24		14
附点八分音符的节奏	Dotted Eighth Note Rhythm		26	11	15
附点八分音符的预备练习	Dotted Eighth Note Warm-up				
青草地	Blue Grass		27	12	16
增三和弦	Augmented Triads		28	14	18
大调中增三和弦的预备练习	Major-Augmented Warm-up				
宫廷来客	A Visit to the Royal Court		29		
切分音	Syncopation		30	15	20
新奥尔良狂欢节	New Orleans Carnival				
减三和弦	Diminished Triads		32	16	22
小调中减三和弦的预备练习	Minor-Diminished Warm-up				
鬼屋	Spooky House		33	17	
同主音大小调音阶	Parallel Major and Minor Scales		34	18	24
双杠	Parallel Bars		35		
午夜快车	The Midnight Express		36		
第四组调	Group 4 Keys	$\flat G, \flat B, B$	37	19	
$\flat G$ 大调音阶	$\flat G$ Major Scale	$\flat G$ 大调的主要和弦	38	20	26
拉雷多大街	The Streets of Laredo		39	21	
瑞士八音盒	Swiss Music Box		40	22	23
他掌握全世界	He's Got the Whole World in His Hands		41	23	
$\flat B$ 大调音阶	$\flat B$ Major Scale	$\flat G$ 大调的主要和弦	42	24	28
小步舞曲	Minuet		43		
黄昏小夜曲	Evening Serenade	装饰音	43	25	25
B 大调音阶	B Major Scale	B 大调的主要和弦	46	26	30
水车	The Mill Wheel		47	27	
威廉·退尔序曲	William Tell Overture		48	28	32
参考资料	Reference				
调性循环圈	Circle of Keys		50	30	
和弦表	Chord Dictionary		51	31	
大调音阶及其三个主要和弦	Major Scales and Primary Chords	升记号调	52	32	
		降记号调		53	
和声小调音阶及其三个主要和弦	Harmonic Minor Scales and Primary Chords	升记号调	54		
		降记号调		55	
荣誉证书	Certificate of Achievement		56		

* 为提高学生学习的成就感,每通过一课,教师或学生可以在标题前的横线上画“√”。

巴斯蒂安钢琴教程


BASTIEN
PIANO
BASICS **PIANO**

基础(五)



詹姆斯·巴斯蒂安

 美国 NEIL A. KJOS 音乐公司提供版权

 SMPH 上海音乐出版社出版

试读结束：需要全本请在线购买：www.ertongbook.com

亲爱的教师和家长们：

《基础》(五)增加了许多新的课程。精心安排的学习顺序能够平衡学生各方面的学习进度；精心设计的全彩插图能够增强学生的学习兴趣、提高他们的学习效果。教程中所采用的乐曲，除了原作外，还有大家熟悉和喜欢的各国民歌、流行歌曲和改编曲等。

主要的四本核心教程——《基础》、《乐理》、《技巧》和《演奏》，是相互配合使用的，请参见目录，为学生掌握每一阶段的音乐基本概念提供了最完整的材料。在学习过程中，请学生们用“课堂记录本”记录指定的作业及学习进度。

《巴斯蒂安钢琴教程》提供了一套成功并且有效的教学方案，同时也衷心希望本教程能将各位儿童领进丰富多彩的音乐世界。

Neil A. Kjos 音乐公司
詹姆斯·巴斯蒂安
简·斯密瑟·巴斯蒂安

美国 Neil A. Kjos 音乐公司郑重声明

Neil A. Kjos 音乐公司，注册于美国加利福尼亚州，主要业务机构位于加利福尼亚州圣地亚哥市日德兰博士路 4380 号(邮政编码 92117)。本公司拥有“巴斯蒂安钢琴教程”及相关音乐制品(包括图书、声音、视觉和其他一切形式的复制行为)的版权，并在美国国会图书馆注册，版权号 PA275-129。

2005 年 10 月，本公司已将“巴斯蒂安钢琴教程”及相关音乐制品在中国的出版、销售权授予上海音乐出版社，上海音乐出版社是唯一被允许在中国大陆出版、销售上述制品简体中文翻译版的出版社。未经本公司同意，任何公司和个人复制或销售上述制品均属侵权行为。Neil A. Kjos 音乐公司和上海音乐出版社将保留对侵权行为人的法律诉讼权。

美国 Neil A. Kjos 音乐公司总裁
Mark Kjos




To Whom It May Concern,

The Neil A. Kjos Music Company, a California state corporation, with its principal place of business at 4380 Jutland Dr., San Diego, California, 92117 U.S.A., is a legally registered Music Company in the United States. We own the copyrights for the **Bastien Piano Basics** Method Books and any derived music products (such as audio and visual music products). Our registered copyright number at the Library of Congress is PA275-129. In October 2005, we licensed the **Bastien Piano Basics** to the Shanghai Music Publishing House, which is the sole company in Mainland China authorized to sell the Chinese translation using simplified characters. Any other such editions are sold without our permission, and are regarded as an act of tort. The Shanghai Music Publishing House and we have the right to take judicial lawsuits and proceedings on any acts of tort.

Mark Kjos
President,
The Neil A. Kjos Music Company

目 录 Contents

√*

		技巧 Technic	乐理 Theory	演奏 Performance	
	本书 This Book				
浪漫曲	Romance	三段体	4	2	2
延音踏板的运用	Overlapping Pedal Technique		6	3	2
踏板练习	Pedal Studies				
西班牙吉他	Spanish Guitars		7		5
E小调音阶	E Minor Scale	E小调的主要和弦	8	4	4
冬日庆典	Winter Celebration		9	5	7
识别三和弦的第一转位	Identifying 1st Inversion Triads		10	6	6
第一转位的布吉曲	1st Inversion Boogie		11		
风之歌	Windsong	D.S.al Fine %	12		
识别三和弦的第二转位	Identifying 2nd Inversion Triads		14	7	8
第二转位的摇滚	2nd Inversion Rock		15		
野骑士	Wild Rider		16		
三和弦及其转位的复习	Triad and Inversion Review		18	8	10
太空驰骋	Space Ride	D.C.al Coda	19	9	11
十六分音符	Sixteenth Notes		20	10	12
十六分音符的预备练习	Sixteenth Note Warm-up				
小蜜蜂	The Bee		21		
杂技演员	Acrobats		22	14	13
C调小奏鸣曲	Sonatina in C	小奏鸣曲式	24		14
附点八分音符的节奏	Dotted Eighth Note Rhythm		26	11	15
附点八分音符的预备练习	Dotted Eighth Note Warm-up				
青草地	Blue Grass		27	12	16
增三和弦	Augmented Triads		28	14	18
大调中增三和弦的预备练习	Major-Augmented Warm-up				
宫廷来客	A Visit to the Royal Court		29		
切分音	Syncopation		30	15	20
新奥尔良狂欢节	New Orleans Carnival				
减三和弦	Diminished Triads		32	16	22
小调中减三和弦的预备练习	Minor-Diminished Warm-up				
鬼屋	Spooky House		33	17	
同主音大小调音阶	Parallel Major and Minor Scales		34	18	24
双杠	Parallel Bars		35		
午夜快车	The Midnight Express		36		
第四组调	Group 4 Keys	$\flat G, \flat B, B$	37	19	
$\flat G$ 大调音阶	$\flat G$ Major Scale	$\flat G$ 大调的主要和弦	38	20	26
拉雷多大街	The Streets of Laredo		39	21	
瑞士八音盒	Swiss Music Box		40	22	23
他掌握全世界	He's Got the Whole World in His Hands		41	23	
$\flat B$ 大调音阶	$\flat B$ Major Scale	$\flat G$ 大调的主要和弦	42	24	28
小步舞曲	Minuet		43		
黄昏小夜曲	Evening Serenade	装饰音	43	25	25
B 大调音阶	B Major Scale	B 大调的主要和弦	46	26	30
水车	The Mill Wheel		47	27	
威廉·退尔序曲	William Tell Overture		48	28	32
参考资料	Reference				
调性循环圈	Circle of Keys		50	30	
和弦表	Chord Dictionary		51	31	
大调音阶及其三个主要和弦	Major Scales and Primary Chords	升记号调	52	32	
		降记号调		53	
和声小调音阶及其三个主要和弦	Harmonic Minor Scales and Primary Chords	升记号调	54		
		降记号调		55	
荣誉证书	Certificate of Achievement		56		

* 为提高学生学习的成就感,每通过一课,教师或学生可以在标题前的横线上画“√”。



浪漫曲

Romance*

Andante con moto 稍快的行板

A 段
Section A

mp

legato 连奏

dim.

*Romance 浪漫曲是一种富有歌唱性的、抒情性的乐曲。

Musical notation for the first system, measures 1-3. The treble clef has a key signature of one flat and a common time signature. The bass clef has a key signature of one sharp and a common time signature. Measure 1: Treble clef has a quarter note G4 with a '2' above it, followed by a quarter note A4, and a half note B4. Bass clef has a quarter note G3, followed by quarter notes A3, B3, C4, D4, E4, F4, G4. Measure 2: Treble clef has a quarter note G4 with a 'p' dynamic marking below it, followed by a quarter note A4, and a half note B4. Bass clef has a quarter note G3, followed by quarter notes A3, B3, C4, D4, E4, F4, G4. Measure 3: Treble clef has a quarter note G4 with a '2' above it, followed by a quarter note A4, and a half note B4. Bass clef has a quarter note G3, followed by quarter notes A3, B3, C4, D4, E4, F4, G4. A 'mp' dynamic marking is below the treble clef staff.

Musical notation for the second system, measures 4-6. The treble clef has a key signature of one flat and a common time signature. The bass clef has a key signature of one sharp and a common time signature. Measure 4: Treble clef has a quarter note G4 with a '3' above it, followed by a quarter note A4, and a half note B4. Bass clef has a quarter note G3, followed by quarter notes A3, B3, C4, D4, E4, F4, G4. Measure 5: Treble clef has a quarter note G4 with a '3' above it, followed by a quarter note A4, and a half note B4. Bass clef has a quarter note G3, followed by quarter notes A3, B3, C4, D4, E4, F4, G4. Measure 6: Treble clef has a quarter note G4 with a '3' above it, followed by a quarter note A4, and a half note B4. Bass clef has a quarter note G3, followed by quarter notes A3, B3, C4, D4, E4, F4, G4.

Musical notation for the third system, measures 7-9. The treble clef has a key signature of one flat and a common time signature. The bass clef has a key signature of one sharp and a common time signature. Measure 7: Treble clef has a quarter note G4 with a '2' above it, followed by a quarter note A4, and a half note B4. Bass clef has a quarter note G3, followed by quarter notes A3, B3, C4, D4, E4, F4, G4. Measure 8: Treble clef has a quarter note G4 with a '2' above it, followed by a quarter note A4, and a half note B4. Bass clef has a quarter note G3, followed by quarter notes A3, B3, C4, D4, E4, F4, G4. Measure 9: Treble clef has a quarter note G4 with a '2' above it, followed by a quarter note A4, and a half note B4. Bass clef has a quarter note G3, followed by quarter notes A3, B3, C4, D4, E4, F4, G4. Dynamics include 'dim.' in measure 7, 'poco rit.' in measure 8, and 'p' in measure 9. The word 'Fine' is written at the end of the system.

B 段
Section B

Musical notation for the fourth system, measures 10-13. The treble clef has a key signature of one flat and a common time signature. The bass clef has a key signature of one sharp and a common time signature. Measure 10: Treble clef has a quarter note G4 with a '5' above it, followed by a quarter note A4, and a half note B4. Bass clef has a quarter note G3, followed by quarter notes A3, B3, C4, D4, E4, F4, G4. Measure 11: Treble clef has a quarter note G4 with a '4' above it, followed by a quarter note A4, and a half note B4. Bass clef has a quarter note G3, followed by quarter notes A3, B3, C4, D4, E4, F4, G4. Measure 12: Treble clef has a quarter note G4 with a '2' above it, followed by a quarter note A4, and a half note B4. Bass clef has a quarter note G3, followed by quarter notes A3, B3, C4, D4, E4, F4, G4. Measure 13: Treble clef has a quarter note G4 with a '3' above it, followed by a quarter note A4, and a half note B4. Bass clef has a quarter note G3, followed by quarter notes A3, B3, C4, D4, E4, F4, G4. Dynamics include 'f-p' in measure 10. The word 'a tempo 回原速' is written above the first measure.

Musical notation for the fifth system, measures 14-16. The treble clef has a key signature of one flat and a common time signature. The bass clef has a key signature of one sharp and a common time signature. Measure 14: Treble clef has a quarter note G4 with a '5' above it, followed by a quarter note A4, and a half note B4. Bass clef has a quarter note G3, followed by quarter notes A3, B3, C4, D4, E4, F4, G4. Measure 15: Treble clef has a quarter note G4 with a '4' above it, followed by a quarter note A4, and a half note B4. Bass clef has a quarter note G3, followed by quarter notes A3, B3, C4, D4, E4, F4, G4. Measure 16: Treble clef has a quarter note G4 with a '3' above it, followed by a quarter note A4, and a half note B4. Bass clef has a quarter note G3, followed by quarter notes A3, B3, C4, D4, E4, F4, G4. The word 'D.C.al Fine' is written at the end of the system.

延音踏板的运用

“Overlapping” Pedal Technic


延音踏板的标记:



换踏板

change pedal

延音踏板练习:



延音踏板练习,先用右手弹奏,再用左手低八度弹奏。

1.

数拍子 1 (2) (3) 1 (2) (3)

踏板 Pedal: press release press

继续向上弹奏音阶各音

Continue up the scale.

2.

数拍号 1 (2) (3) 1 (2) (3)

踏板 Pedal: press release press

继续向上弹奏音阶和弦

Continue up the scale.

踏板练习 Pedal Studies

1. Moderato 中板

mf

2. Moderato 中板

pp

西班牙吉他

Spanish Guitars

Allegro 快板

Allegro moderato 有节制的快板

Allegro 快板

E小调音阶

E Minor Scale

E小调音阶是G大调的关系调,这两个音阶都有一个升记号。

弹奏下列音阶

E 自然小调 E Natural Minor

① ③ ③ ①

E 和声小调 E Harmonic Minor

右手 R.H. 左手 L.H. 5

① ③ ③ ①

E 旋律小调 E Melodic Minor

右手 R.H. 左手 L.H. 5

① ③ ③ ①

E小调的主要和弦

Primary chords in E Minor

Em Am B7

i 主和弦 Tonic iv 下属和弦 subdominant V7 属和弦 Dominant seventh

练习下列E小调的和弦进行,先分手练习。

Em Am Em B7 Em

i iv 第二转位 2nd inversion i V7 第一转位 1st inversion



冬日庆典

Winter Celebration

Andante con moto 稍快的行板

A 段 Section A

Musical notation for Section A, measures 1-4. The piece is in 3/4 time with a key signature of one sharp (F#). The tempo is marked *mp* (mezzo-piano). Fingerings are indicated: 1, 4, 3 in the right hand and 5, 3, 5, 2, 5, 2 in the left hand.

Musical notation for Section A, measures 5-8. The piece includes first and second endings. The tempo is marked *Fine*. Fingerings are indicated: 3 in the right hand and 5, 1, 2, 4 in the left hand.

B 段 Section B

Musical notation for Section B, measures 1-4. The piece is in 3/4 time with a key signature of one sharp (F#). The tempo is marked *f-p* (fz-piano). Fingerings are indicated: 5, 3, 5, 2, 5, 2, 5, 2 in the left hand.

Musical notation for Section B, measures 5-8. The piece includes first and second endings. The tempo is marked *D.C. al Fine*. Fingerings are indicated: 4, 5, 3, 5, 2, 5, 3, 5, 3 in the left hand.

识别三和弦的第一转位

Identifying 1st Inversion Triads

三和弦的第一转位是两个音在下方,以三度相连。
根音总是在上方,与五音构成四度。



根音
C大调
(C Major)

根音
A小调
(A minor)

根音
A大调
(A Major)


根音
D小调
(D minor)

写出下列三和弦第一转位的名称,然后弹奏。

范例:

Example:

D大调



三和弦的第一转位(C大调)

1st Inversion Triads (C Major)

弹奏下列三和弦的第一转位,先分手练习,然后移到G、F大调练习。

注意:弹奏G大调时,注意#F音。

弹奏F大调时,注意bB音。

第一转位的布吉曲

1st Inversion Boogie

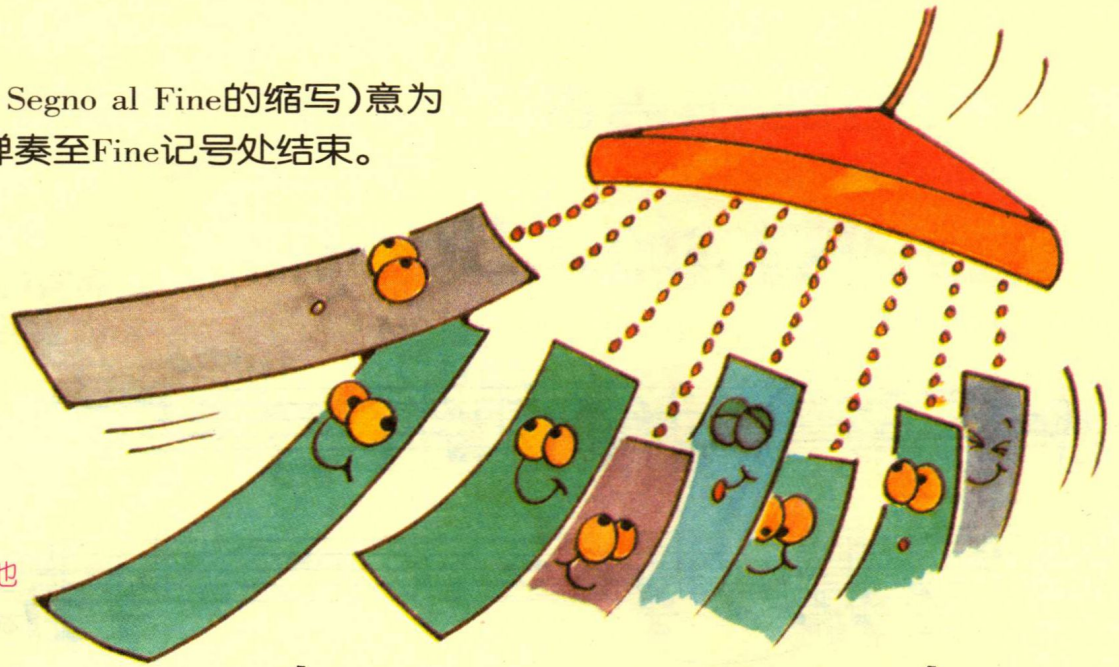
Bright boogie beat 明朗的布吉节奏

The musical score is written for piano in 4/4 time. It consists of five systems of two staves each (treble and bass clef). The key signature has one flat (B-flat). The piece is marked with a forte *f* dynamic at the beginning and a fortissimo *ff* dynamic towards the end. The bass line features a rhythmic pattern of eighth notes with a sharp sign, often beamed together. The treble line contains chords and single notes, with some measures containing fingerings (5, 2, 1 and 4, 2, 1) above the notes. The score concludes with a double bar line and repeat dots.

D.S.al Fine(是Dal Segno al Fine的缩写)意为回到记号%处反复,再弹奏至Fine记号处结束。

风之歌

Windsong



Con spirito 有精神地

A 段
Section A

5 2 1 5 2 1 5 3 1

mf

5 3 2 1 3 3

1 2 5

3 2 1 3 3

f *Fine*

1 1 2

B 段
Section B

换指
change fingers

从%处反复到 Fine 结束
D.S. al Fine