

# English

THROUGH PICTURES

BOOK I

## ENGLISH THROUGH PICTURES

This book will teach you the first steps of English. It gives you about 500 important words in sentences, with the meaning shown through pictures.

Read each page like this:

1	2
3	4

The sentences will take on meaning for you as you compare them with the help of the accompanying pictures, page by page. The load on your memory is kept light. All your attention can be given to seeing how changes in the sentences go along with changes in the meaning. Learning English this way is more like play than hard work.

So far as possible, keep your own language out of your mind while you are using this book. The pictures will give you the meanings. Translating the sentences into your mother tongue at this stage only makes learning harder. Recordings are available which will speak the sentences to you, with intervals for you to repeat after the speaker. If you have to work alone and do not have these recordings, it is best to work through writing and wait for the pronunciation until you have help. Study two or three pages together until you can give the sentences that go with the pictures. When you are forming the sentences do not rely on your memory alone: try to understand in English what the pictures say. If you do



## ENGLISH THROUGH PICTURES

---


this you will be *thinking in English* from the very start and that is the way to a mastery of the language.

When you have worked through thirty pages of the book in this manner, test your knowledge by answering *in English* the questions on pages 31, 32 and 33. Compare your answers with those given on page 34. Further questions with answers are provided at intervals throughout the book.


This special edition of *English Through Pictures* has been made possible through the generosity of the Payne Fund which for over thirty years has supported the experiments of Language Research, Inc., toward making English easier to learn. It is hoped that the 25,000 copies of Books 1 and 2 of the Through Pictures Series will work as 50,000 little messengers of good will in the interest of furthering the study of the English language in the People's Republic of China.



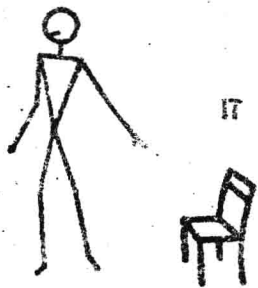
HE



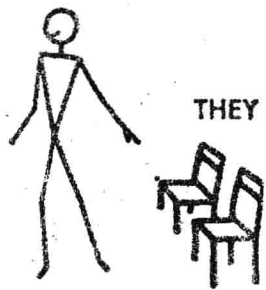
SHE

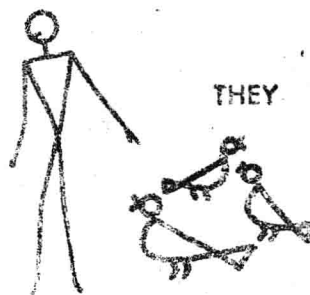
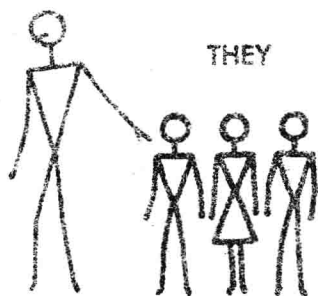
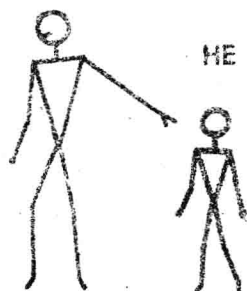


IT




THEY







I am here.



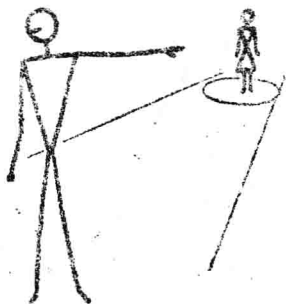
He is there.




She is here.




She is there.





They are here.

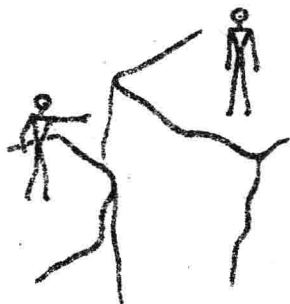


They are there.






You are there.



You are there.



You are here.



We are here.



It is there.



They are there.




We are here.



They are here.




This is a man.




This is a woman.




That is a man.




That is a woman.



This man is here.




That man is there.



This woman is here.



That woman is there.



This is a table.  
This table is here.



That is a table.  
That table is there.



This is a hat.  
It is a hat.



This is a hand.

This is the thumb.




These are the fingers.

This is my head.




This is my hat.



My hat is in my hand.  
It is in my hand.



My hat is on my head.  
It is on my head.






This is  
my hat.



That is  
his hat.


His hat is  
on his head.




Her hat is  
in her hand.



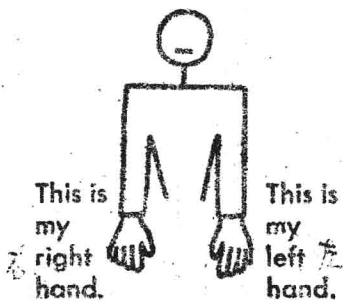
That is your hat.  
It is on the table.



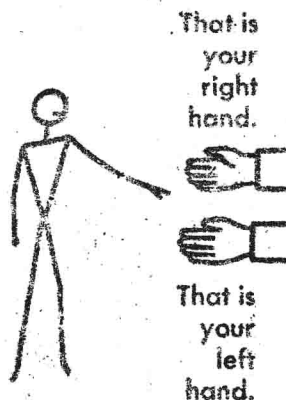
Those are your hats.  
They are on the table.



These are my hands.

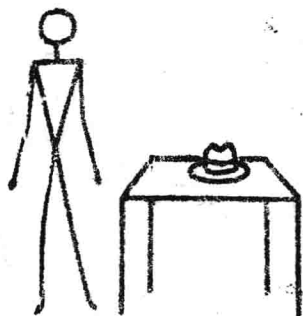


Those are your hands.






His hat is on the table.



He will take his hat off the table.



He is taking it off the table.



He took it off the table.

