

Nanotechnology Safety

Edited by


Ramazan Asmatulu



NANOTECHNOLOGY SAFETY

Edited By

RAMAZAN ASMATULU



AMSTERDAM • BOSTON • HEIDELBERG • LONDON • NEWYORK • OXFORD
PARIS • SAN DIEGO • SAN FRANCISCO • SINGAPORE • SYDNEY • TOKYO

Elsevier
30 Corporate Drive, Suite 400, Burlington, MA 01803, USA
525 B Street, Suite 1800, San Diego, CA 92101-4495, USA

First edition

© 2013 Elsevier B.V. All rights reserved.

No part of this publication may be reproduced, stored in a retrieval system or transmitted in any form or by any means electronic, mechanical, photocopying, recording or otherwise without the prior written permission of the publisher.

Permissions may be sought directly from Elsevier's Science & Technology Rights Department in Oxford, UK: phone (+44) (0) 1865 843830; fax (+44) (0) 1865 853333; email: permissions@elsevier.com. Alternatively you can submit your request online by visiting the Elsevier web site at <http://elsevier.com/locate/permissions>, and selecting Obtaining permission to use Elsevier material.

Notice

No responsibility is assumed by the publisher for any injury and/or damage to persons or property as a matter of products liability, negligence or otherwise, or from any use or operation of any methods, products, instructions or ideas contained in the material herein. Because of rapid advances in the medical sciences, in particular, independent verification of diagnoses and drug dosages should be made.

Library of Congress Cataloging-in-Publication Data

A catalog record for this book is available from the Library of Congress

British Library Cataloguing in Publication Data

A catalogue record for this book is available from the British Library

For information on all Elsevier publications
visit our web site at store.elsevier.com

ISBN: 978-0-444-59438-9

This book has been manufactured using Print On Demand technology. Each copy is produced to order and is limited to black ink. The online version of this book will show color figures where appropriate.

Printed in the United States of America

Transferred to Digital Printing, 2013

		Working together to grow libraries in developing countries
www.elsevier.com • www.bookaid.org		

Dedications

This book is dedicated to the memory of Dr. Christopher Ibeh, who passed away in February 8, 2012. Dr. Ibeh was the original editor of the book “Nanotechnology Safety” and was also responsible for the Chapters 1, 2, 3 and 14, as well as providing advice to the authors. Dr. Ibeh was a professor in the Department of Engineering Technology of Pittsburg State University,

and a colleague and friend of the many authors of this book. He will be tremendously missed since we relied on his advice and guidance during the preparation of the book chapters.

This book is also dedicated to my wife Eylem Asmatulu and my son Derin Asmatulu, without whom this book would have not been completed on time.

Contributors

- Cajetan M. Akujuobi, M.B.A., Ph.D. E.E.** Professor and Dean, College of Science, Mathematics, and Technology, Alabama State University, P.O. Box 271, 915 S. Jackson Street, Montgomery, AL 36104
- P.V. Ambuken** Department of Chemical Engineering, Tennessee Technological University, Cookeville, TN; Center for Manufacturing Research, Tennessee Technological University, Cookeville, TN
- E. Asmatulu** Department of Industrial and Manufacturing Engineering, Wichita State University, 1845 Fairmount, Wichita, KS 67260-0133
- Ramazan Asmatulu** Department of Mechanical Engineering, Wichita State University, 1845 Fairmount, Wichita, KS 67260-0133
- Andrey Beyle** Lamar University, Beaumont, TX 77710, USA
- Charles C. Blatchley** Department of Physics, Pittsburg State University, Pittsburg, KS 66762, USA
- Dominick E. Fazarro** The University of Texas at Tyler, Tyler, TX
- Verna Fitzsimmons** Kent State University, Kent, OH
- Jihua Gou** Composite Materials and Structures Laboratory, Department of Mechanical and Aerospace Engineering, University of Central Florida, Orlando, FL 32816, USA
- Irene Hanning** Department of Food Science & Technology, University of Tennessee, Knoxville, TN 37996, USA; Department of Genome Sciences and Technology, University of Tennessee, Knoxville, TN 37996, USA
- H. Haynes** Department of Mechanical Engineering, Wichita State University, 1845 Fairmount, Wichita, KS 67260-0133
- Waseem S. Khan** Department of Mechanical Engineering, Wichita State University, 1845 Fairmount, Wichita, KS 67260-0133
- G. Kumar** Department of Chemical Engineering, Tennessee Technological University, Cookeville, TN; Center for Management, Utilization and Protection of Water Resources, Tennessee Technological University, Cookeville, TN
- Deb Newberry** Chair, DCTC Nanoscience Program, Director/PI, Nano-Link: Regional Center for Nanotechnology Education
- P. Nguyen** Department of Mechanical Engineering, Wichita State University, 1845 Fairmount, Wichita, KS 67260-0133
- V. Pallem** Department of Chemical Engineering, Kansas State University, Manhattan, KS
- M. Rabbani Esfahani** Department of Chemical Engineering, Tennessee Technological University, Cookeville, TN; Center for Management, Utilization and Protection of Water Resources, Tennessee Technological University, Cookeville, TN
- Steven C. Ricke** Center for Food Safety and Department of Food Science, University of Arkansas, 2650 N. Young Ave., Fayetteville AR 72704, USA
- Stanley Scoville** Chemistry Department, Pittsburg State University, Pittsburg, KS 66762, USA

Madhulika Srikanth Department of Mechanical Engineering, Wichita State University, 1845 Fairmount, Wichita, KS 67260-0133

H.A. Stretz Department of Chemical Engineering, Tennessee Technological University, Cookeville, TN

Walt Trybula IEEE Fellow & SPIE Fellow, Director, Trybula Foundation, Inc. Austin, Texas; Adjunct Professor, Ingram School of Engineering, Texas State University-San Marcos, San Marcos, Texas

B. Zhang Department of Mechanical Engineering, Wichita State University, 1845 Fairmount Wichita, KS 67260-0133

Jinfeng Zhuge Composite Materials and Structures Laboratory, Department of Mechanical and Aerospace Engineering, University of Central Florida, Orlando, FL 32816, USA

Preface

The “Nanotechnology Safety” book is one of the first and most diverse books to be published in nanotechnology and nanoscience for the research, development, manufacturing, transportation, storage, handling, as well as educational and training purposes. Nanotechnology has a great potential to become the promising technology of this century because of its outstanding mechanical, electrical (conductive and semiconductive), optical, magnetic, quantum mechanics, and thermal properties of nanotechnology products. These unique properties of nanoscale materials, such as nanoparticles, nanotubes, nanowires, nanofibers, nanocomposites, nanopores, and nanofilms, allow them to be the next generation of materials/devices in many industries such as aerospace, automobile, ship, electronics, medicine, pharmacy, construction, energy, defense, food, and many others.

Nanotechnology products and devices have been growing very fast, and in the near future, more products will be available in the market for the public use. They are currently being used in sun screens, paints, toothpaste, tires, CD players, tennis rackets and balls, bicycles, as well as solar cells, fuel cells, sensors, cosmetics, drugs, and many more commercial and customers products. During the years 2006, 2009, and 2011, there were 700, 1014, and 1317 nanoproducts available in the market. They offer remarkable potentials of the applications and economic benefits worldwide. Within 10-15 years, it is expected that the industrial production of nanotechnology will be worth over \$1 trillion. Numbers of technical articles and patents published in

nanotechnology and nanoscience have also been continuously increasing for nearly two decades. As is stated, there is a huge demand on nanotechnology and nanoscience in many fields; thus, the editor is very pleased to see the advancement of the nanotechnology and to be engaged in the publication of this great book.

However, we regret to inform our readers of the sad news that the original editor of the “Nanotechnology Safety”, Dr. Chris Ibeh, passed away on February 8, 2012, who was also responsible for Chapters 1, 2, 3, and 14 of this book. In fact, he initiated the idea of publishing the “Nanotechnology Safety” for many industrial purposes. Dr. Ibeh was a professor in the Department of Engineering Technology at Pittsburg State University and a colleague and friend of the many authors of this book. He will be enormously missed, as we relied on his advice and guidance during the preparation of the book chapters.

As nanotechnology is rapidly growing in many areas and providing huge economic, educational, and social benefits, this technology brings some environmental health and safety concerns. Some of the deadly diseases associated with nanomaterials are believed to be linked to nanotechnology, which include, but are not limited to, bronchitis, asthma, liver, lung and colon cancers, Crohn’s disease, Parkinson’s disease, Alzheimer’s disease, and heart and kidney diseases. Because nanomaterials are all new generation of the materials produced with entirely different manufacturing techniques, there are no specific rules and regulations for many of them.

Thus, scientists, researchers, engineers, and policy makers should work collectively to create better and safer nanomaterials for the public use, and reduce or eliminate the side effects of nanotechnology and its products as much as possible for the future development in the field. Overall, the editor is very

grateful to share all the new developments in the nanotechnology safety with the readers and other scientific communities.

Dr. Ramazan Asmatulu

Associate Professor, Wichita State University

Contents

Dedications v

List of Contributors xi

Preface xiii

1. Nanotechnology Emerging Trends, Markets, and Concerns

WASEEM S. KHAN AND RAMAZAN ASMATULU

- 1.1 Introduction 1
- 1.2 The Current State of Nanotechnology 5
- 1.3 Prospects of Market Volume and Shares 7
- 1.4 Safety Issues of Nanotechnology 11
- 1.5 Conclusions 15

2. Fundamentals of Safety

WASEEM S. KHAN AND RAMAZAN ASMATULU

- 2.1 Introduction 17
- 2.2 Accident 20
- 2.3 Factors Affecting Accidents 25
- 2.4 Nanotechnology Safety 27
- 2.5 Conclusions 30

3. Safety and Ethics of Nanotechnology

RAMAZAN ASMATULU, B. ZHANG, AND E. ASMATULU

- 3.1 Introduction 31
- 3.2 Nanotechnology and Ethics 33
- 3.3 Conclusions 40

4. Regulatory and Environmental Issues of Nanotechnology Safety

H.A. STRETZ, P.V. AMBUKEN, G. KUMAR, M. RABBANI ESFAHANI, AND V. PALLEM

- 4.1 Introduction 43
- 4.2 U.S. Regulatory Environment: Historical Perspectives 48

4.3 Global Regulatory Environment: Historical Perspectives 51

4.4 Summary 53

5. Nanotechnology Safety in the Automotive Industry

RAMAZAN ASMATULU, P. NGUYEN, AND E. ASMATULU

- 5.1 Introduction 57
- 5.2 Nanomaterials in the Automotive Industry 58
- 5.3 Properties of Nanomaterials 62
- 5.4 Health Issues of Nanomaterials 65
- 5.5 Protection Methods 68
- 5.6 Conclusions 70

6. Nanotechnology Safety in the Biomedical Industry

CHARLES C. BLATCHLEY

- 6.1 Introduction 73
- 6.2 Hazards Observed in Current Applications 75
- 6.3 Mechanisms for Nanoparticle Exposure in Biomedical Applications 79
- 6.4 Recommended Safe Practices in Biomedical Research and Development 79
- 6.5 Conclusions 82

7. Nanotechnology Safety in the Aerospace Industry

H. HAYNES AND RAMAZAN ASMATULU

- 7.1 Introduction 85
- 7.2 Nanomaterials in the Aerospace Industry 87
- 7.3 Nanosafety Training 89
- 7.4 Protection Methods 90
- 7.5 Safety Issues 93
- 7.6 Conclusions 96

8. Nanotechnology Safety in the Construction and Infrastructure Industries

MADHULIKA SRIKANTH AND RAMAZAN ASMATULU

- 8.1 Introduction 99
- 8.2 Nanotechnology in Construction 102
- 8.3 Harmful Effects of Nanomaterials 106
- 8.4 Rules and Regulations 107
- 8.5 Conclusions 110

9. Food Safety Applications of Nanoparticles

STEVEN C. RICKE AND IRENE HANNING

- 9.1 Introduction 115
- 9.2 Food Safety and the Need for Multiple Interventions 116
- 9.3 Organic Acids as Antimicrobials 118
- 9.4 Summary and Conclusions 120

10. Nanotechnology Safety in the Energy Industry

RAMAZAN ASMATULU AND WASEEM S. KHAN

- 10.1 Introduction 127
- 10.2 Nanotechnology in the Energy Industry 128
- 10.3 Safety Issues of Engineered Nanomaterials 136
- 10.4 Conclusions 138

11. Nanotechnology Safety in the Electronics and Telecommunications Industries

CAJETAN M. AKUJUOBI, M.B.A., PH.D. E.E.

- 11.1 Introduction 141
- 11.2 Overview of Nanotechnology: Implementation Definitions 143
- 11.3 Nanotechnology Safety Concerns 145
- 11.4 Nanotechnology Safety Issues in the Electronics Industry 147
- 11.5 Nanotechnology Safety Issues in the Telecommunications Industry 147

- 11.6 Nanotechnology Safety Solutions in the Electronics Industry 149
- 11.7 Nanotechnology Safety Solutions in the Telecommunications Industry 150
- 11.8 The Future of Nanotechnology Safety 152
- 11.9 Suggestions and Recommendations 155
- 11.10 Summary and Conclusion 156

12. Nanotechnology Safety in the Marine Industry

JIHUA GOU AND JINFENG ZHUGE

- 12.1 Introduction to Fire Safety of Marine Composites 161
- 12.2 Flame Retardants for Fire Safety of Polymers 162
- 12.3 Nanocomposites for Fire Safety of Polymers 164
- 12.4 Hybrid Nanocomposite Coatings for Fire Safety of Polymers 169
- 12.5 Toxicity of Polymer Nanocomposites 170
- 12.6 Summary 171

13. Implications of Nanotechnology Safety of Sensors on Homeland Security Industries

STANLEY SCOVILLE

- 13.1 Overview of nanosensors and nanotechnology 175
- 13.2 Homeland Security and Infrastructure Industries 185
- 13.3 Nanosensors in Homeland Security and Infrastructure Industries 188

14. Nanotechnology Risk Assessment

WALT TRYBULA AND DEB NEWBERRY

- 14.1 Introduction 195
- 14.2 Risk Assessment 195

- 14.3 Material Characterization 196
- 14.4 Nanomaterial Properties 197
- 14.5 Potential Hazards 198
- 14.6 Regulations 200
- 14.7 Risk Evaluation Techniques 201
- 14.8 Agencies and Organizations 203

15. Nanotechnology Safety Certification

DOMINICK E. FAZARRO AND VERNA FITZSIMMONS

- 15.1 Introduction 207
- 15.2 General Background: The Global
Perspective 208
- 15.3 Methodology 210
- 15.4 Conclusion and Summary: Future Development
and Improvement of Nanotechnology Safety
Standards 215

16. Physical and Biochemical Risk Phenomena in Nanotechnology

ANDREY BEYLE

- 16.1 Introduction 219
- 16.2 Total Number of Particles 219
- 16.3 Aspect Ratio 220
- 16.4 Surface-to-Volume Ratio 221
- 16.5 Concentration of Active Atoms 222
- 16.6 Catalytic Activity 223
- 16.7 Functionalizing 224
- 16.8 Sedimentation Time 224
- 16.9 Penetration Ability 227
- 16.10 Filtration of Nanoparticles 228
- 16.11 Nanoparticles and Lung Cancer 228
- 16.12 Production of Nanofilled Materials 228
- 16.13 Unnecessary Risk for Almost no Benefit 229
- 16.14 Conclusions 230

Index 233

Nanotechnology Emerging Trends, Markets, and Concerns

Waseem S. Khan and Ramazan Asmatulu

Department of Mechanical Engineering, Wichita State University, Fairmount, Wichita, KS

1.1 INTRODUCTION

1.1.1 General Background

Nanotechnology is the creation, processing, characterization, and application of materials at nanoscale (in the range of one-billionth of a meter). It can also be related to the systems or processes that provide goods and/or services at this scale [1]. According to K. E. Drexler, “nanotechnology is the principle of manipulation of the structure of matter at the molecular level. It entails the ability to build molecular systems with atom-by-atom precision, yielding a variety of nanomachines” [1]. These materials commonly referred to as *nanomaterials* exhibit unusual and exotic properties that are not present in the traditional bulk materials of the same kinds.

Nanoscience is the study of the fundamental principles of molecules and structures with at least one dimension between 1 and 100 nm. These structures are known as *nanostuctures*. Nanotechnology is the application of these nanostructures into useful nanoscale materials and devices [2]. When the materials are in the nanoscale level, they usually exhibit superior properties. For example, copper becomes transparent at the nanoscale; inert materials, such as platinum and gold, become active; and melting temperatures of the nanomaterials can be drastically reduced. Nanotechnology has the potential to change our standard of living [3–6]. Some nanomaterials applications include energy storage and production, information technology, medical technology, manufacturing, food and water purification, instrumentation, and environment. Nanotechnology-based products (currently more than 1,350 available on the market) include electronic components, nanopaints, storage devices, stain-free fabrics, cosmetics, and medical




FIGURE 1.1 (A) Electrospun nanofiber fabrication process, and (B) an SEM image of the resultant PVC nanofibers.

components [1–3]. Figure 1.1 shows the nanofiber fabrication process and a scanning electron microscopy (SME) image of the resultant nanofibers.

In 1959 renowned physicist and Nobel Laureate Richard Feynman gave a speech at the California Institute of Technology entitled “There’s Plenty of Room at the Bottom,” raising many questions about nanoscience and nanotechnology. Feynman highlighted the importance of controlling and manipulating matters on a small scale [3]. Although in 1974 Professor Norio Taniguchi was the first to use the term *nanotechnology*, the concept of nanotechnology is attributed to Feynman for his 1959 lecture, which was published in 1960 [15]. In the 1980s, IBM Zurich scientists invented the *scanning tunneling microscope* (STM), a landmark in nanotechnology development, which allowed scientists and researchers to analyze materials at atomic levels. The earliest commercial nanotechnology application was *atomic force microscopy* (AFM), also known as *scanning probe microscopy* (SPM). AFM uses a silicon-based needle/tip of atomic sharpness to image the topography of surfaces with atomic-scale precision. Research in nanotechnology has been increasing rapidly, and in the next few years nanotechnology is expected to have a \$1 trillion impact on the global economy [12].

Nanotechnology has captured worldwide attention and excited the imagination of countless people throughout the world. Interest in nanotechnology has increased remarkably during the last few years because of potential scientific and technological applications and commercial interests [16]. The promise of nanotechnology as an economic engine that can redefine the well-being of many regions and nations is unprecedented now [16]. The National Nanotechnology Initiative (NNI) was established in 2000 to accelerate research and development. Since its establishment, the NNI has provided cooperation and collaboration to all participating federal agencies and served as the platform for priorities and strategies [4]. The objectives of NNI mainly include [4]:

- Establishing nanotechnology research and development programs
- Using nanotechnology to fabricate products for commercial and public benefit
- Training workers by developing educational programs and support infrastructure and tools for advancement in nanotechnology
- Supporting innovations in nanotechnology

The U.S. NNI has outlined four major generations of nanotechnology developments [6]: passive nanostructures, active nanostructures, nanosystems, and molecular nanosystems. The *passive nanostructures* comprise nanocoatings, dispersion, and contact nanostructures such as aerosols and colloids [6]. The *active nanostructures* include nanoelectromechanical systems, nanomachines, self-healing materials, and targeted drugs. The *nanosystems* include robotics, 3D networks, and controlled assembling. The *molecular nanosystems* consist of subatomic designed devices [6]. The advancements in nanotechnology have tremendous impacts on the environment as well as on health and safety, ethics, and legal and societal matters [4]. The NNI agencies have collaboratively developed a research strategy specifically focused on environmental health and safety aspects of nanotechnology [4].

Nanotechnology can be seen everywhere in our daily lives now. It is in toothpaste, car tires, CD players, tennis rackets and tennis balls as well as solar cells, fuel cells, toilets and wash-basins, and many more commercial and consumer items [5]. Nanotechnology is the frontier between scientific reality and ambition, between accomplishments and expectations. Nanotechnology has the potential to become the promising technological advancement of this century. It offers a remarkable potential in terms of applications and economic benefits. Nanotechnology is a collection of different technologies and approaches in which the physical properties of dimension are the factors that influence all the material properties. To have a comprehensive picture of nanotechnology, it is necessary to look at the subareas of nanotechnology, such as nanoelectronics, nanobiotechnology, nanotools, nanomedicines, nanomaterials, nanoinstruments, and nanodevices [5].

Nanomaterials have major impact on all the fields of science and technology in which these materials are used for numerous purposes. Nanoelectronics enable future generations of electronics based on new devices and circuit architectures [5]. Nanobiotechnology involves designing nanotools to remedy medical problems, help modern medicine progress for the further treatment of symptoms, and generate biological tissues for lost functions of various body parts. Nanotools also have major applications in manufacturing, electronics, and chemical industries and are used in electron microscopes and ultra-precision machines [5].

1.1.2 Classification of Nanomaterials

Nanomaterials are mostly classified based on five factors: nanoparticle geometry, morphology, composition, uniformity, and agglomeration [3,10,22]. Based on nanoparticle geometry, nanomaterials are classified as 1D, 2D, or 3D [10].

- *1D nanomaterials* have one dimension of particulate in the nanometer scale and are generally referred to as *nanolayers*, *nanoclays*, *nanosheets*, *nanoflakes*, or *nanoplatelets*. Graphite, clay, and silicate nanoplatelets are examples of 1D nanomaterials. Figure 1.2 shows some of the different kinds of nanomaterials and platelets [6].
- *2D nanomaterials* have two dimensions of particulate in the nanometer scale and a third dimension could be in micro- or macroscale. These materials form an elongated structure and are generally referred to as *nanotubes*, *nanofibers*, *nanorods*, or *whiskers*. CNTs and carbon nanofibers (CNFs) are good examples of 2D nanomaterials. Figure 1.3 shows various types of nanotubes [6].

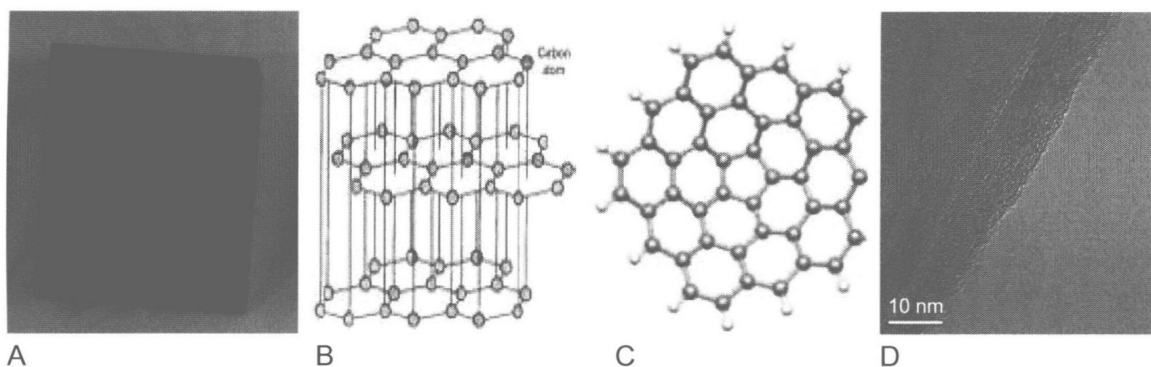
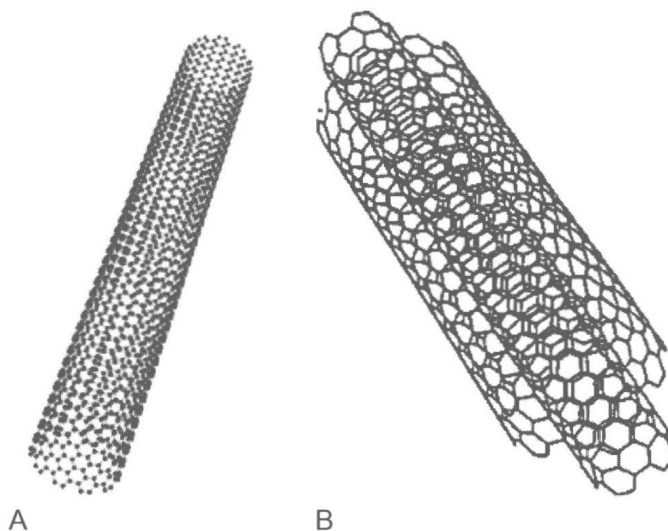


FIGURE 1.2 (A) Bulk graphite, (B) graphene flakes, (C) a nanographene sheet, and (D) a TEM image of graphene layers.

FIGURE 1.3 Various types of (A) single-wall carbon nanotubes (SWCNTs) and (B) multiwall carbon nanotubes (MWCNTs).



- *3D nanomaterials* have all three dimensions of particulate in nanometer scale and are generally referred to as *equiaxed nanoparticles*, *nanogranules*, or *nanocrystals*. Fullerenes, dendrimers, and quantum dots are examples of 3D nanomaterials. Figure 1.4 shows images of ferrite nanoparticles.

Nanoparticles possess a variety of morphologies, such as spherical, flat, needle, or random orientations. Based on their morphologies, nanomaterials are generally classified as materials with either high- or low-aspect-ratio nanoparticles. Nanotubes and nanowires with various shapes, such as helices, zigzags, and belts, are examples of high-aspect-ratio nanoparticles [6]. The low-aspect-ratio nanomaterials include nanoparticles with different shapes (e.g., helical, spherical, cubic, pillar, and oval). Most of these nanoparticles occur in the form of powder, suspensions, or colloids [3].

Nanomaterials can be composed of either a single constituent material or a composite of several materials such as metals, alloys, polymers, or ceramics. Nanoparticles produced by natural processes are often agglomerations of various compositions, so pure