

“ 十二五 ” 国家重点图书
船舶与海洋出版工程

KEY TECHNOLOGY ON DEEP-WATER SEMI-SUBMERSIBLE DRILLING PLATFORM: GLOBAL PERFORMANCE; STRUCTURE ANALYSIS; VORTEX-INDUCED VIBRATION

谢 彬 杨建民 主编



上海交通大学出版社
SHANGHAI JIAO TONG UNIVERSITY PRESS

“ 十二五 ” 国家重点图书
船舶与海洋出版工程

KEY TECHNOLOGY ON DEEP-WATER SEMI-SUBMERSIBLE DRILLING PLATFORM: GLOBAL PERFORMANCE; STRUCTURE ANALYSIS; VORTEX-INDUCED VIBRATION

谢 彬 杨建民 主编



上海交通大学出版社
SHANGHAI JIAO TONG UNIVERSITY PRESS

Abstract

This book is based on the project 'Research on the Key Technology of 3 000 m Deepwater Semi-submersible Drilling Platform' aiming at solving the key issues of design and construction techniques. It contains 5 parts, including environment of South China Sea, hydrodynamic performance of semi-platform, structure analysis of semi-platform, vortex induced vibration, and expand research.

This book reflects abundant research results of design and construction techniques of deepwater semi-submersible drilling platforms.

This book will provide a very good reference for researchers and engineers in the field of offshore technology.

图书在版编目(CIP)数据

深水半潜式钻井平台关键技术 = Key Technology on Deep-Water Semi-Submersible Drilling Platform: Global Performance; Structure Analysis; Vortex-Induced Vibration: 英文 / 谢彬, 杨建民主编. —上海: 上海交通大学出版社, 2014
ISBN 978 - 7 - 313 - 10459 - 5

I. ①深… II. ①谢… ②杨… III. ①海上平台—海上钻井—文集—英文 IV. ①TE52 - 53

中国版本图书馆 CIP 数据核字 (2013) 第 246771 号

深水半潜式钻井平台关键技术

Key Technology on Deep-Water Semi-Submersible Drilling Platform: Global Performance; Structure Analysis; Vortex-Induced Vibration

主 编: 谢 彬 杨建民

出版发行: 上海交通大学出版社

邮政编码: 200030

出 版 人: 韩建民

印 制: 上海万卷印刷有限公司

开 本: 787 mm×1092 mm 1/16

字 数: 780 千字

版 次: 2014 年 4 月第 1 版

书 号: ISBN 978 - 7 - 313 - 10459 - 5/TE

定 价: 150.00 元

地 址: 上海市番禺路 951 号

电 话: 021 - 64071208

经 销: 全国新华书店

印 张: 36

印 次: 2014 年 4 月第 1 次印刷

版权所有 侵权必究

告读者: 如发现本书有印装质量问题请与印刷厂质量科联系

联系电话: 021 - 56928211

Editorial Committee

Counselor: Zeng Hengyi Chen Wei

Chief editor: Xie bin Yang Jianmin

Associate editor: Li Xiaoping Wang Qi Teng Bin Li Hedi

Editor:

Chen Bin	Chen Gang	Chen Weimin	Chen Xi
Chen Youliang	Cui Weicheng	Han Lihua	Hu Zhiqiang
Huang Yi	Jiang Meng	Jiang Zhe	Kong Tao
Li Dongxia	Li Jiachun	Li Min	Li Yang
Liao Shaoming	Lin Mian	Lin Yaosheng	Liu Gang
Liu Zhenhui	Lu Haining	Lu Lin	Ou Jinping
Peng Fangle	Qiao Dongsheng	Shen Shuiling	Sheng Guoguang
Song Jining	Su Jing	Suksun	Horpibulsuk
Sun Dapeng	Tang Guoqiang	Wang Lizhen	Wang Xi
Wang Yantao	Wang Yi	Wu Hao	Wu Xiaopeng
Wu Xiaoyuan	Xiao Longfei	Xie Wenhui	Yang Lijun
Yuan Yutang	Zeng Hengyi	Zhang Huiqin	Zhang Liwu
Zhang Qi	Zheng Hongqin	Zhou Jifu	

Key Words

absorbed energy 115
 added mass 257,279
 additional internal forces 526
 amplitude 80,265
 asymptotic analysis 64
 attack angle 340
 basic design 3
 carbon nanotubes 501
 catenary mooring system 113
 circular cylinder 256,265
 collisions 225
 concept design 3
 deepwater risers 350
 deepwater semi-submersible
 drilling rig 191
 density difference 81
 DOT tunnel 521
 dynamic analysis 124
 dynamic response 355
 elastic medium 427
 evolution 80
 experimental investigations 341
 experimental tests 376
 fatigue life 188
 FEA 188,193
 finite element method 351
 flexible riser 302,398

flow pattern 550
 frequency 289
 functionally graded materials 463
 functionally graded shell 428
 grouping effect 545
 heave 103
 high mode 372
 higher harmonics 399
 hydrodynamic 350
 Hydroelasticity 279
 HYSY981 1
 induced current 58,62
 intellectual property right 13
 intensity 27
 interfacial solitary wave 51
 internal solitary horizontal wave
 87
 internal solitary waves 62
 internal solitons 79
 internal wave evolution 61
 internal waves 63,78
 in-line response 386
 laboratory tests 387
 large aspect ratio 399
 lift 267
 lock-in 256,265
 long flexible riser 383,386

Long Term Forecast	183	method	189
mass ratio	256	solitary waves	62,78
mechanical properties	501	South China Sea	61,178,195
model test	139	SPAR	89
modes	288	Spectral-based fatigue analysis	191
Morison's equation	89	standing wave	314
moving loads	464	structural damage	225
multiple control rods	338	suppression	338
multi-mode response	399	thermal shock	498
natural frequency	258	thermo-magneto-stresses	493
natural period	103	travelling wave	314
nondimensionalized	392	tropical cyclones	25
non-homogeneous material	493	truncated mooring line	123
non-homogeneous	483	tunnel lining	524
non-linear dynamic analysis	113	two-layer fluid	41
non-stationary	26	two-layer	63,75
numerical simulation	132,225	typical joint	191
perturbation of magnetic field		Ursell number	52
vector	498	validity ranges	40
phase	265	velocity profile	60
piezoelectric	462	vibration	283
pycnocline depth	81	viscous damping	115
pycnocline	61,80	vortex-induced vibration	256
RAO	104	wake oscillator model	302
riser	338	wake oscillator	305
Rolling Correction	524	WAMIT	104
semi-submersible offshore platform		water densities	79
.....	228	wave force	87
Semi-Submersible Rig	177	wave-current fields	547
semi-submersible	89,103,104	wave-current	545
shear flow	306	Weibull shape parameter	177
simplified fatigue assessment			

PREFACE

There are abundant petroleum and gas resources in the South China Sea, which occupy 1/3 of China's total amount of natural oil and gas. And nearly 70% of them are stored in deep water area. However, due to the harsh environmental condition in South China Sea, including frequent typhoons in summer and continuous monsoons in winter, the exploration and development of deepwater oil and gas in South China Sea are confronted with severe challenges. To prepare the required equipments for the development of deepwater oil-gas field in South China Sea, China National Offshore Oil Corporation (CNOOC) launched the research programme on the first deepwater semi-submersible drilling platform in China in January 2006. The deepwater semi-submersible is a kind of mobile drilling platform, which can be used in a repetitive pattern. Because of its excellent performance in the sea, strong seakeeping capacity, large deck area, large carriage capacity and good adaptability to a wide range of water depth, the deepwater semi-submersible is widely used in every sea area around the world. Moreover, it will become the most promising equipment for offshore oil exploration and drilling in the next decade. However, the design and construction techniques of deepwater semi-submersible are monopolized by several developed countries, leaving China still blank in this area. So, for China, it's of great significance to break the technological monopoly and obtain independent intellectual property rights of deepwater semi-submersible drilling platform technology. For one thing, it has practical values for the development of offshore technology in China; for another, it also has strategic meanings to promote China's offshore oil industry in deepwater area. Supported by Ministry of Science and Technology of China, a major project of National High-tech R&D Program of China (863 Program), titled 'Research on the Key Technology of 3 000 m Deepwater Semi-Submersible Drilling Platform', was officially approved in 2006. China Offshore Oil Research Centre took the lead of this research, cooperating with several prestigious universities, shipbuilding enterprises and research institutions, all of which formed a group for this project. Based on the amalgamation of industry, education, and research, the research group accomplished the task successfully with four-year hard

working. The project has passed the examination from the 863 Program under the Ministry of Science and Technology of China. Meanwhile, the research group is also awarded Excellent Executive Team in the national scientific and technological plans during the 11th Five-Year Plan Period by the Ministry of Science and Technology of China.

Based on the construction of HYSY981, the project 'Research on the Key Technology of 3 000 m Deepwater Semi-Submersible Drilling Platform' aiming at solving the key issues of design and construction techniques. Through combining research with application, 36 technological breakthroughs have been made and some of the results reach the world advanced levels. This book reflects abundant research results of design and construction techniques of deepwater semi-submersible drilling platforms and will be a good reference for researchers and engineers in the field of offshore technology.

Up to now, some high-level deepwater structures, including HYSY981 Drilling Platform and HYSY201 Deepwater Pipe Lay Crane Vessel, have been constructed successfully. With more and more large-volume structures for offshore oil exploration and development being put into use, speed up development has been made in deepwater equipment in China. The deepwater oil and gas field development in South China Sea expedites scientific and technological progress in China. May the publication of this book will benefit comprehensive researchers and engineers in the field of offshore technology.

Contents

INTRODUCTION	1
0.1 Introduction	1
0.2 Historical Developments of Semi-Submersible Rig	2
0.3 Key Technologies and Innovations of HYSY981	2
0.4 Conclusions	13
 1 ENVIRONMENT OF SOUTH CHINA SEA	14
1.1 Prediction of Extreme Wind Speed under the Background of Climate Change	14
1.2 Non-Stationary Variation of Tropical Cyclones Activities in the Northwest Pacific	25
1.3 Long Internal Solitary Waves Induced Currents in the Ocean	35
1.4 Validity Ranges of Interfacial Wave Theories in a Two-Layer Fluid System	39
1.5 Modeling Evolution of Internal Waves in the South China Sea	58
1.6 Analysis of Current Induced by Long Internal Solitary Waves in Stratified Ocean	62
1.7 Characteristics of Flow Fields Induced by Interfacial Waves in Two-Layer Fluid	75
1.8 Effects of Pycnocline Parameters on Evolution of Internal Solitons	79
 2 HYDRODYNAMIC PERFORMANCE OF SEMI-SUBMERSIBLE PLATFORM 	85
2.1 Wave Loading on Floating Platforms by Internal Solitary Waves	85
2.2 Analysis on Low Frequency Heave, Roll and Pitch Motions of a Deepwater Semi-Submersible	90
2.3 Effects of Volumetric Allocation on Heave Response of Semi-Submersible in Deep Sea	102
2.4 Prediction of Mooring Line Damping in Time Domain Analysis	112

2.5	Dynamic Analysis of Truncated Mooring Lines Using Numerical Simulation and Model Tests	122
2.6	Numerical Calculation and Model Test Study on a Quay Mooring Semi-Submersible Drilling Platform	141
3	STRUCTURE ANALYSIS OF SEMI-SUBMERSIBLE PLATFORM	163
3.1	Global Strength Assessment for Semi-Submersible Column after Supply Vessel Collision Accident	163
3.2	Study on Simplified Fatigue Assessment Method for Semi-Submersible Rig in South China Sea	177
3.3	Spectral-Based Fatigue Analysis for Deepwater Semi-Submersible Rig in South China Sea	190
3.4	Comparative Analysis on Fatigue Damage of Deepwater Hybrid Mooring Line	200
3.5	A Study on Numerical Simulation for Collision Response of a Semi-Submersible Platform	225
3.6	Collision Character Research for Semi-Submersible through Model Test, Simplified Analytical and Numerical Simulation Method	239
4	VORTEX INDUCED VIBRATION	256
4.1	Variation of Added Mass and Its Application to the Calculation of Amplitude Response for a Circular Cylinder	256
4.2	An Estimation Scheme for the Fluid Forces and Response Associated with a Circular Cylinder at Lock-in	264
4.3	Hydroelastic Dynamic Characteristics of a Slender Axis-Symmetric Body	279
4.4	Prediction of Vortex-Induced Vibration of Flexible Riser Using an Improved Wake Oscillator Model	294
4.5	Multi-Mode Vortex-Induced Vibration of Slender Cable Experiencing Shear Flow	305
4.6	Controlling Parameter for Wave Types of Long Flexible Cable Undergoing Vortex-Induced Vibration	314
4.7	Suppressing Vortex-Induced Vibrations of Long Flexible Riser by Multiple Control Rods	324
4.8	Influence of Attack Angle on VIV Suppression by Multiple Control Rods for Long Flexible Riser Model	336
4.9	Identification of Hydrodynamic Coefficients from Experiment of Vortex-Induced Vibration of Slender Riser Model	350

4.10	Experimental Investigation on VIV Responses of a Long Flexible Riser Towed Horizontally in a Wave Basin	372
4.11	Laboratory Investigation on the In-Line Dynamic Characteristic of Long Flexible Riser under Vortex-Induced Vibration	385
4.12	Laboratory Tests of Vortex-Induced Vibrations of a Long Flexible Riser Pipe Subjected to Uniform Flow	398
5	EXPAND RESEARCH	426
5.1	Thermo Mechanical Vibration Analysis of a Functionally Graded Shell with Flowing Fluid	426
5.2	Active Control of Functionally Graded Laminated Cylindrical Shells	442
5.3	Studies on Dynamic Behavior of Functionally Graded Cylindrical Shells with PZT Layers under Moving Loads	462
5.4	Thermo-Magneto-Dynamic Stresses and Perturbation of Magnetic Field Vector in a Non-Homogeneous Hollow Cylinder	483
5.5	Effect of Temperature on Elastic Properties of Single-Walled Carbon Nanotubes	501
5.6	Analysis of the Behavior of DOT Tunnel Lining Caused by Rolling Correction Operation	521
5.7	Multidisciplinary Design Optimization — A New Way to Bring Softer Bows	533
5.8	Numerical Simulation of Wave-Current Flow Field around Pile Groups by a Vortex Method	545

INTRODUCTION



0.1 Introduction

To satisfy the increasing demand of oil resource, the trend of exploitation of offshore oil and gas resource has appeared, especially in deep water. The South China Sea is one of the 4 largest offshore oil and gas reserves in the world. A preliminary estimate of the geological oil resources in the South China Sea is about 23~30 billion ton, but the distribution of the oil and gas reserves is mainly in deep water.

The priority for deepwater exploration is developing deepwater drilling equipment. Two kinds of deepwater drilling equipments (the semisubmersible rig and the drilling ship) have been developed worldwide. The semisubmersible rig has obvious advantages including superior performance and good seakeeping. So it is used more than drilling ship in deepwater drilling.

However, due to China's late involvement in the deepwater oil and gas industry, its research and development (R&D) technologies are still underdeveloped, and the key technologies used in deepwater drilling equipment are behind those advanced countries in offshore R&D by 15~20 years^[1].

In such circumstances, China has decided to invest in R&D of the offshore oil and gas industry. The design and manufacture of HYSY981 has been listed in the National '863' Program Plan, and it has made many breakthroughs for domestic deepwater engineering technology. The HYSY981 is China's first independently designed and constructed 6th-generation semi-submersible rig, which CNOOC (China National Offshore Oil Corporation) possesses its independent intellectual property right. The HYSY981 is capable of drilling, completion, testing and workover. The main operating area is the South China Sea, but the rig can also cover Southeast Asia, West Africa, Gulf of Mexico, etc. The maximum operating water depth is 3 000 m and the maximum drilling depth is 10 000 m. At present, the concept design, basic design and detailed design have been completed. The platform is in construction in Shanghai Waigaoqiao Shipyard and expected to operate in 2011.

0.2 Historical Developments of Semi-Submersible Rig

Since the first semi-submersible rig was brought into operation in 1960s, the semi-submersible rigs have experienced six generations development as follows^[2]: ① The 1st generation: Before 1971; ② The 2nd generation: 1970s; ③ The 3rd generation: early 1980s; ④ The 4th generation: late 1980s & late 1990s; ⑤ The 5th generation: late 1990s & early 2000s; ⑥ The 6th generation: After 2000. Through the six generations development, improvements in various aspects have been made, including^[3]:

(1) Increased operation water depth: The operation water depth of the 1st generation is only 150 m, while the newly built semis can work in the water depth of 3 000 m. It is also estimated that semi-submersible of operation water depth of 4 000~5 000 m would be developed in the following 20 years.

(2) Larger variable deck load (VDL) capacity: VDL is one of the key characteristics for a semi-submersible. VDL has been increased from less than 2 000 t (the 1st generation) to 9 000 t (the 6th generation).

(3) Changed positioning method: The early semi-submersibles were positioned by traditional mooring system. Since the 4th generation, dynamic positioning system (DPS) has been used and has gradually become an important positioning approach especially for water depth above 1 500 m.

(4) Suitable for more severe sea condition: The semi-submersibles have much better hydrodynamic performance so that the platforms can work in more severe sea condition.

(5) Simplified configuration: Simplified configuration with less columns and braces has been more adopted currently.

(6) Larger amount of high strength steel is used: In the manufacture of newly built semi-submersibles, the amount of higher strength steel with yielding stress of 420~460 MPa is about 25%~50% of the whole amount of steel. In the critical connection zone, steel with yielding stress of 700~827 MPa is used.

(7) Installed with more advanced drill rig: With the development of the marine related equipment, more advanced drilling rig has also been installed in the 6th generation semi-submersibles.

0.3 Key Technologies and Innovations of HYSY981

To provide technical support and solve critical issues for the design and construction

of HYSY981, we have done numerous R&D, through which we have focused on the key technologies for designing and constructing the 6th generation of semi-submersible drilling rig and made several innovations. These key technologies and innovations can be divided into four aspects as follows.

0.3.1 Design of HYSY981

The whole design process of HYSY981 comprises three phases. Firstly, we made a study on four typical semi-submersible platforms, GVA7500, F&G ExD, Aker H-4.3 and MSC DSS50. After making a comparison of these four platforms and clarifying the determinant design parameters, we brought about the concept design scenario, as shown in Fig. 0.1. The comparison shows that the stability of the concept design is much better than other scenarios, and the air gap of the concept design is superior to other scenarios, while the hydrodynamic performance is in the middle among the scenarios. Finally, we started the basic design based on F&G ExD. To suit the extreme sea condition of South China Sea, we adjusted the mother scenario in following aspects:

- (1) The length of pontoon is enlarged to meet the need for larger variable load.
- (2) The water plane area of columns is enlarged to provide more stability reserve.
- (3) The height of columns is heightened to satisfy the air gap requirement in severe sea condition.
- (4) The bow and stern compartments of pontoons and deck are elongated to meet the demand for dynamic positioning system of Class 3 (DPS-3).

The basic design scenario of HYSY981 is shown in Fig. 0.2.




Fig. 0.1 Concept design blue print




Fig. 0.2 Basic design of HYSY981

Through the design process of HYSY981, we have obtained six innovations as follows.

0.3.1.1 Innovation I: Suitable for the extreme environmental condition in South China Sea

The South China Sea is an area where typhoon happens frequently, with an average of 27~35 times per year. Typhoons are generally stronger than hurricanes, and have resulted in great damages to offshore installations and are principal hazards to offshore operations and platforms in the South China Sea. Serious damage often leads to stoppage of oilfield production. Another special phenomenon occurring frequently in South China Sea is internal waves, which are gravity waves that oscillate within a fluid medium rather than on its surface. Internal waves flow with a maximum speed of 2 m/s, and have much longer periods and larger amplitudes than surface waves. The internal waves may cause great effect to offshore platforms and operations. Consequently, the existence of internal waves should not be neglected.

In our design, 200-year return sea condition of South China Sea is chosen as design environmental condition in stability analysis and global strength analysis. Internal wave is considered in the advanced research for the first time. Through both ways, better reliability of the platform can be achieved.

0.3.1.2 Innovation II: Advanced positioning system

For the sake of both cost and positioning capability, we adopted diversiform positioning strategies in the design of HYSY981. Mooring system is used when operation water depth is below 1 500 m, while dynamic positioning system (Class 3) is used when operation water depth is above 1 500 m. Combined positioning could be used for various sea states. DPS-3 is of higher positioning redundancy thus ensuring platform positioning even if one compartment fails. Fig. 0.3 is a model of DPS-3.




Fig. 0.3 Dynamic positioning system (Class 3)

0.3.1.3 Innovation III: Larger variable deck load (VDL)

VDL is one of the most critical design targets for a drilling semi-submersible, and is a determinant factor for life time cost. The original VDL of F&G ExD is 7 000 t. Through a structural optimization design, a lighter platform weight is achieved and the VDL of HYSY981 is increased to 9 000 t. The VDL of HYSY981 tops among the 6th generation semi-submersible with 4 columns type around the world. As a