

NEW



NEW CONCEPT ENGLISH

First Things First

9
1

NEW CONCEPT ENGLISH

FIRST THINGS FIRST Students' Book
An Integrated Course for Beginners

L. G. ALEXANDER

Illustrated by Tom Bailey and Ted Pettengell



LONGMAN

LONGMAN GROUP LIMITED
London

*Associated companies, branches and representatives
throughout the world*

© L. G. Alexander 1967

All rights reserved. No part of this publication may be reproduced, stored in a retrieval system, or transmitted in any form or by any means, electronic, mechanical, photocopying, recording, or otherwise, without the prior permission of the Copyright owner.

First published 1967

*New impressions *1968 (twice);*

**1969 (twice); *1970 (twice); *1971;*

**1972 (twice); *1973; *1974; *1975*


ISBN 0 582 52329 X

Please note that minor editorial changes have been made in this impression following suggestions received from teachers and students in various parts of the world.


*Printed in Hong Kong by
Shek Wah Tong Printing Press*

Lesson 1

Excúse me!




Yés?



Ís this yóur hándbag?




Párdon?




Ís this yóur hándbag?








Yés, it ís.



Thank you véry múch.



Lesson 2 Is this your . . . ?



Exercise

Copy this:


Excuse me. Is this your handbag?
Yes, it is. Thank you very much.

Lesson 3

My cóat and my umbrélla please.




Hére is my ticket.




Thánk you, sír.
Númer five.




Hére is your umbrélla
and your cóat.




This is nót mý umbrélla.
Sórry, sír.



Is this your umbrélla?
Nó, it isn't!




Is this it?
Yés, it is.
Thánk you véry múch.




Lesson 4 Is this your . . . ?



Is this your pen?



Is this your pencil?



Is this your book?



Is this your watch?



Is this your coat?




Is this your dress?




Is this your skirt?



Is this your shirt?




Is this your car?




Is this your house?




Is this your suit?




Is this your school?



Is this your teacher?



Is this your son?



Is this your daughter?

Exercise

Copy this:

This is not my umbrella.


Sorry, sir.

Is this your umbrella?

No, it isn't!

Lesson 5

MR BLAKE: Góod mórníng.
STUDENTS: Góod mórníng, Mr Bláke.



MR BLAKE: This is Miss Álice Dupónt.
Álice is a new stúdent.
She is Fréñch.




MR BLAKE: Álice, this is Háns.
He is Gэрman.

HANS: Hów do you dó?



MR BLAKE: And this is Britt.
She is Swédish.

BRITT: Hów do you dó?



MR BLAKE: And this is Dímitri.
He is Gréek.

DIMITRI: Hów do you dó?



MR BLAKE: And this is Pául.
He's Brazílian.

PAUL: Hów do you dó?



MR BLAKE: And this is Stélla.
She's Spánish.

STELLA: Hów do you dó?



Lesson 6 What make is it?

8




It's a Volvo. (Swedish)

9



It's a Citroen. (French)

10



It's a Volkswagen. (German)

11




It's a Daf. (Dutch)

12




It's a Moskvitch. (Russian)

13



It's a Morris. (English)

14



It's a Buick. (American)

15



It's a Fiat. (Italian)

Exercise

Look at this:

Skella is a student. ---- isn't German. ---- is Spanish.
Skella is a student. She isn't German. She is Spanish.

Copy this. Put in: He, She or It.

Alice is a student. ---- isn't German. ---- is French.
This is her car. ---- is a French car.
Hans is a student. ---- isn't French. ---- is German.
This is his car. ---- is a German car.


Lesson 7

ROBERT: I am a new student.

Mý náme's Róbert.

ALICE: How do you do?

Mý náme's Álice.




ROBERT: Are you French?

ALICE: Yes, I am.



ALICE: Are you French, too?

ROBERT: No, I am not.




ALICE: What nationality are you?

ROBERT: I'm Italian.




ROBERT: Are you a teacher?

ALICE: No, I'm not.




ROBERT: What's your job?

ALICE: I'm a typist.




ALICE: What's your job?

ROBERT: I'm an engineer.



Lesson 8 What's your job?

11



I'm a policeman.

12



I'm a policewoman.

13




I'm a taxi-driver.

14




I'm an air-hostess.

15



I'm a postman.

16



I'm a nurse.

17



I'm a mechanic.

18




I'm a barber.

19



I'm a housewife.

20



I'm a milkman.

Exercise

Look at this:

My name ---- Stella. I ---- Spanish.
My name is Stella. I am Spanish.

Copy this. Put in am or is.

My name ---- Robert. I ---- a student. I ---- Italian.


Alice ---- not Italian. She ---- French.

Mr Blake ---- my teacher. He ---- not French.

Lesson 9


MR FORD: Góod afternóon, Mrs Dávis.

MRS DAVIS: Góod afternóon, Mr Fórd.



MR FORD: Hów are yóu todáy?

MRS DAVIS: I'm véry wéll, thánk you.
And yóu?



MR FORD: I'm fine, thánks.



MR FORD: Hów is Mí Dávis?

MRS DAVIS: He's fíne, thánks.

Hów is Mírs Fórd?


MR FORD: She's véry wéll, tóo, Mrs Dávis.



MR FORD: Góodbye, Mrs Dávis.

Nice to sée you.

MRS DAVIS: Nice to sée yóu, tóo, Mr Fórd.
Góodbye.



Lesson 10 Look at . . .

11



that man!
(fat)

12



that woman!
(thin)

13



that policeman!
(tall)

14



that policewoman!
(short)

15



that mechanic!
(dirty)

16



that nurse!
(clean)

17



Mr Ford!
(hot)

18



Mrs Ford!
(cold)

19



that milkman!
(old)

20



that air-hostess!
(young)

21



that barber!
(busy)

22



that housewife!
(lazy)

Exercise

Look at this:

Robert isn't a teacher. ---- an engineer.
Robert isn't a teacher. He's an engineer.

Copy this. Put in He's, She's or It's.

Mr Blake isn't a student. ---- a teacher.

This isn't my umbrella. ---- your umbrella.

Alice isn't a teacher. ---- a typist.

Mr Ford isn't cold. ---- hot.

Stella isn't Brazilian. ---- Spanish.

This isn't a German car. ---- a Swedish car.

Lesson 11

TEACHER: Whose shirt is that?



TEACHER: Is this your shirt, Fránk?

FRANK: N6, sir.
It's not my shirt.



FRANK: This is my shirt.
My shirt is blue.



TEACHER: Is this shirt Tim's?

FRANK: Perhaps it is, sir.
Tim's shirt is white.




TEACHER: Tim!

TIM: Yes, sir?



TEACHER: Is this your shirt?

TIM: Yes, sir.



TEACHER: Here you are.
C6ch!

TIM: Thank you, sir.



Lesson 12 Whose is this . . ? This is my/your/his/her . .
Whose is that . . ? That is my/your/his/her . .

22



handbag
It is Stella's.

23



car
It is Paul's.

24



coat
It is Miss Dupont's.

25



umbrella
It is Mr Ford's.

26



suit
It is my son's.

27



dress
It is my daughter's.

28



suit
It's my father's.

29



skirt
It's my mother's.

30



blouse
It's my sister's.

31



tie
It's my brother's.

Exercise

Look at this:

Hans is here. That is ---- car.
Hans is here. That is his car.

Copy this. Put in my, your, his or her.

Stella is here. That is ---- car.

Excuse me, Mr Ford. Is this ---- umbrella?

I am an air-hostess. ---- name is Britt.


Paul is here, too. That is ---- coat.

Lesson 13

MRS BROWN: What colour's your new dress?
MRS WHITE: It's green.



MRS WHITE: Come upstairs and see it.
MRS BROWN: Thank you.



MRS WHITE: Look!
Here it is!
MRS BROWN: That's a nice dress.
It's very smart.



MRS WHITE: My hat's new, too.
MRS BROWN: What colour is it?



MRS WHITE: It's the same colour.
It's green, too.



MRS BROWN: That is a lovely hat!



Lesson 14 What colour's your . . . ?

20



umbrella

30



car

40



shirt

50




coat

60



case

70



carpet

80



blouse

90



tie

100



hat

101



dog

Exercise

Look at this:

This is Stella. This is her handbag.
This is Stella's handbag.

Join in the same way:

This is Paul. This is his car.

This is Miss Dupont. This is her coat.

This is Mrs Davis. This is her dog.

This is my father. This is his suit.

This is my daughter. This is her dress.