

WORKBOOK

NEW ACTIVE ENGLISH

by D.H. HOWE

1A 1B 2A 2B

WORKBOOK

NEW ACTIVE ENGLISH

by D.H. HOWE

1A 1B 2A 2B

Oxford University Press

OXFORD LONDON GLASGOW
NEW YORK TORONTO MELBOURNE WELLINGTON
KUALA LUMPUR SINGAPORE JAKARTA HONG KONG TOKYO
DELHI BOMBAY CALCUTTA MADRAS KARACHI
IBADAN NAIROBI DAR ES SALAAM CAPE TOWN

© *Guided English Corporation 1978*

First impression 1978

Illustrations by Jonnie Ata Mak

Cover design by Konrad Chan; cover photograph by Leong Ka-tai

All rights reserved. No part of this publication may be reproduced, stored in a retrieval system, or transmitted, in any form or by any means, electronic, mechanical, photocopying, recording or otherwise, without the prior permission of Oxford University Press.

NOTE TO THE TEACHER


This Workbook is meant to be used with *New Active English, Book 1*. It aims in a variety of ways at consolidating the learning of the items presented in the main book.

The exercises in the Workbook correspond, item by item, with those of the main book, which should, of course, be dealt with first. The Workbook exercises should then be gone through orally by the teacher and the class before the children are asked to work on their own.

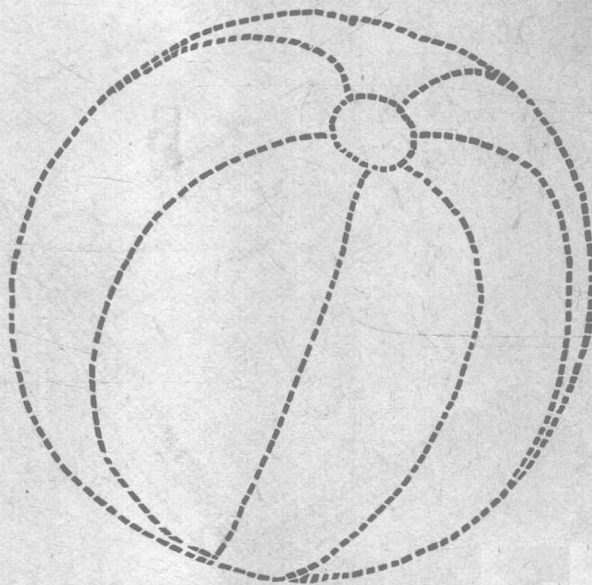
Draw.

WORKBOOK

1A

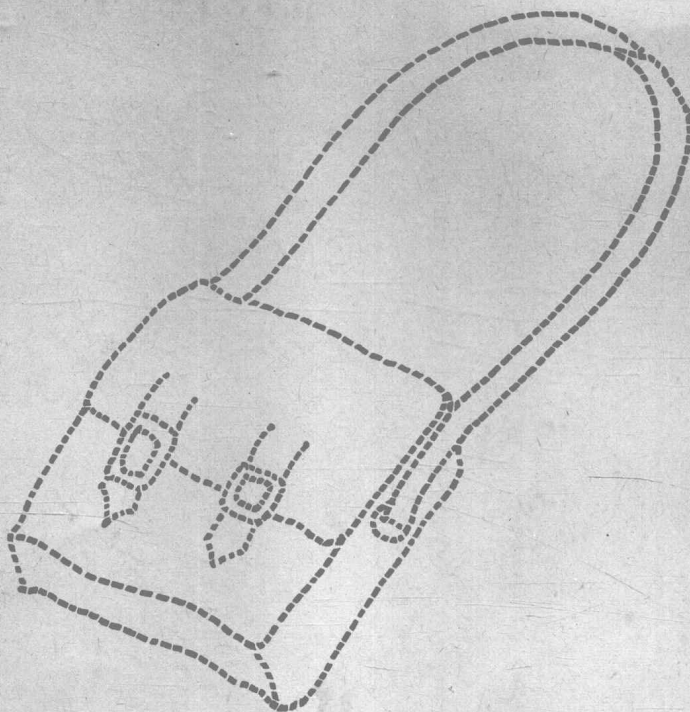


an apple




a ball

Draw.




a bag

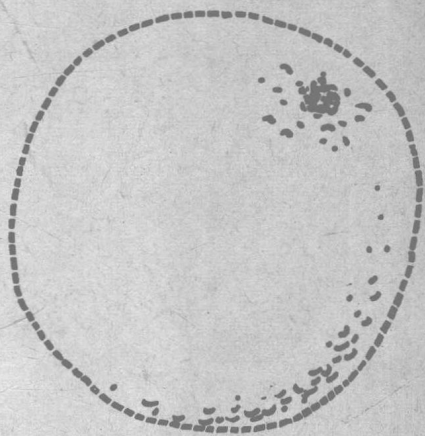


a book

Draw.





a cat



an orange

a



Read:

aapple

bag

cat

Write
and
read:

bag

apple



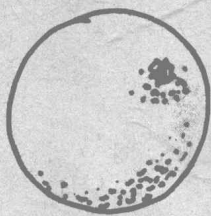





cat

cat

bag

apple

Join the lines.



----- a bag

----- a desk

----- a box

----- a ball

----- a cat



----- a book

----- an apple

a cup

----- an orange

b



Read:

ball

book

box

Write
and
read:

book

ball


box

ox


all

ook


Put a ring around the right word.



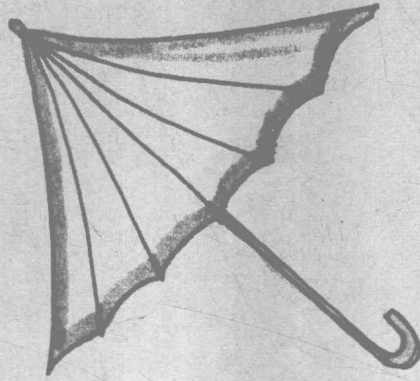
It is a . . . bag dog **ball.**



It is a . . . cat car cup.



It is a . . . book box desk.




apple.

It is an . . . orange.

umbrella .

C



Read:

car

cat

cup

Write
and
read:

cat

cup

car

up


ar

at


Put a ring around the right word.



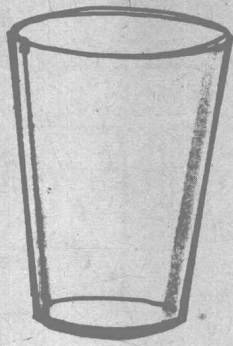
It is a ... box doll dog .



It is a ... flower fish fly .



It is an ... apple egg orange .




It is a . . .

pencil.

glass.

desk.

d



Read:

doll

desk

dog

Write
and
read:

dog

doll



desk

esk




og

oll


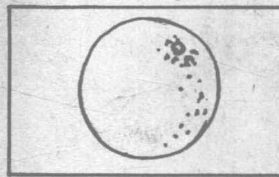
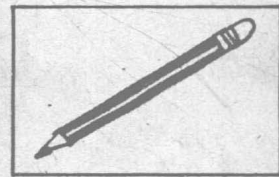
Put a tick ✓.

☐☐☐☐

a dog

☐☐☐☐

a desk

☐☐☐☐

an orange





Join the lines.

I am Ming Fai.




I am Mary.

I am John.

I am Siu Ming.



e



Read:

egg

desk

pencil

Write
and
read:

desk

pencil



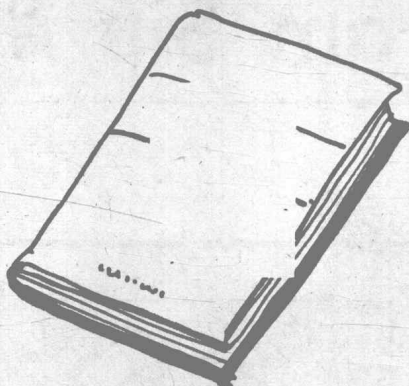


egg

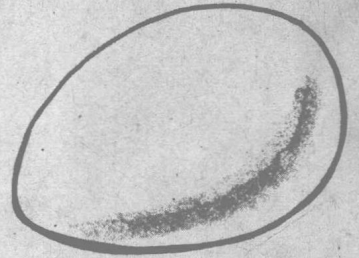

pencil

egg



desk

Write the first letter.





f



Read:

fly

fish

flower

Write
and
read:

fish

flower


fly

lower


ly

ish

What are they saying ?



I am John .



I am Mary .

You are John .

You are Mary .

