

SANJEEV CHANDRA

**ENERGY,
ENTROPY AND
ENGINES**

**AN INTRODUCTION
TO THERMODYNAMICS**



WILEY

ENERGY, ENTROPY AND ENGINES

AN INTRODUCTION TO
THERMODYNAMICS

Sanjeev Chandra

University of Toronto, Canada

WILEY

This edition first published 2016
© 2016 John Wiley & Sons, Ltd

Registered Office

John Wiley & Sons, Ltd, The Atrium, Southern Gate, Chichester, West Sussex, PO19 8SQ, United Kingdom

For details of our global editorial offices, for customer services and for information about how to apply for permission to reuse the copyright material in this book please see our website at www.wiley.com.

The right of the author to be identified as the author of this work has been asserted in accordance with the Copyright, Designs and Patents Act 1988.

All rights reserved. No part of this publication may be reproduced, stored in a retrieval system, or transmitted, in any form or by any means, electronic, mechanical, photocopying, recording or otherwise, except as permitted by the UK Copyright, Designs and Patents Act 1988, without the prior permission of the publisher.

Wiley also publishes its books in a variety of electronic formats. Some content that appears in print may not be available in electronic books.

Designations used by companies to distinguish their products are often claimed as trademarks. All brand names and product names used in this book are trade names, service marks, trademarks or registered trademarks of their respective owners. The publisher is not associated with any product or vendor mentioned in this book.

Limit of Liability/Disclaimer of Warranty: While the publisher and author have used their best efforts in preparing this book, they make no representations or warranties with respect to the accuracy or completeness of the contents of this book and specifically disclaim any implied warranties of merchantability or fitness for a particular purpose. It is sold on the understanding that the publisher is not engaged in rendering professional services and neither the publisher nor the author shall be liable for damages arising herefrom. If professional advice or other expert assistance is required, the services of a competent professional should be sought.

The advice and strategies contained herein may not be suitable for every situation. In view of ongoing research, equipment modifications, changes in governmental regulations, and the constant flow of information relating to the use of experimental reagents, equipment, and devices, the reader is urged to review and evaluate the information provided in the package insert or instructions for each chemical, piece of equipment, reagent, or device for, among other things, any changes in the instructions or indication of usage and for added warnings and precautions. The fact that an organization or Website is referred to in this work as a citation and/or a potential source of further information does not mean that the author or the publisher endorses the information the organization or Website may provide or recommendations it may make. Further, readers should be aware that Internet Websites listed in this work may have changed or disappeared between when this work was written and when it is read. No warranty may be created or extended by any promotional statements for this work. Neither the publisher nor the author shall be liable for any damages arising herefrom.

Library of Congress Cataloging-in-Publication data applied for

ISBN: 9781119013150

A catalogue record for this book is available from the British Library.

Set in 10/12.5pt Times by SPi Global, Pondicherry, India
Printed and bound in Singapore by Markono Print Media Pte Ltd

1 2016

To my wife Smita, whose support has made everything possible,
and my sons Rohan and Varun, always my favourite students.

Preface

This book is a text for teaching a one-semester, introductory engineering thermodynamics course. Its most important goal is to make students understand the meaning of fundamental concepts such as energy, entropy, equilibrium and reversibility, which form the foundation of engineering science. It uses simple, direct language and relies on physical rather than abstract, mathematical definitions. Every new concept is introduced starting from first principles, and only after explaining why it is necessary.

Thermodynamics is different from most other engineering courses, in that it expects students to grasp an entirely new concept, entropy, which they have never encountered before. Traditional thermodynamics texts resort to giving a purely mathematical definition of entropy, and students learn to use the property for solving problems without ever forming a physical picture of what it means. This book introduces entropy by combining macroscopic definitions with statistical descriptions based on the energy distribution of molecules. Readers are not expected to learn statistical mechanics but use analogies to acquire an intuitive grasp of the concept of entropy and understand why the second law of thermodynamics is a result of the laws of probability.

Chapters 1 to 3 are intended for students to read on their own, with only selected portions being discussed in lectures. Chapter 1 describes how thermodynamics grew out of attempts to understand and improve steam engines and puts the first and second laws in context. It is useful in motivating the study of thermodynamics and explaining why it is such a fundamental part of science and engineering. Most students will already be familiar with some of the material covered in Chapters 2 and 3, including Newton's laws, the definitions of kinetic and potential energy, molar quantities and the ideal gas equation and can review these sections independently.

Thermodynamics textbooks typically start, immediately after the introduction, by teaching how to read tabulated properties of saturated liquids and vapours. Students are immediately overwhelmed by terms such as internal energy and enthalpy before they understand how these properties are used, and they are left with the impression that thermodynamics is largely an

exercise in reading tables and charts. In the first six chapters of this book, while students are still becoming familiar with the laws of thermodynamics, there is no discussion of phase change. Once the second law has been understood liquid–vapour mixtures are treated as systems in equilibrium that can be analysed using the laws of thermodynamics. Chapter 7 starts with a brief discussion of the chemical potential and the Clausius–Clapeyron equation. Covering this material takes only one or two lectures and makes it much easier to understand phase equilibrium and the significance of property tables. However, if instructors prefer not to include it, it is possible to omit the relevant sections (Sections 7.3–7.7) without any loss of continuity.

It should be possible to cover the entire book in a one-semester introductory course that teaches the fundamentals of thermodynamics and their application in the analysis of heat engines and refrigerators. A slower paced course may leave out discussions of exergy (Section 6.14) and review only a selection of the engine and refrigeration cycles described in Chapters 9 and 10.

About the Companion Website

This book is accompanied by a companion website:

www.wiley.com/go/chandraSol16

The website includes:

- Solutions for the Problems given at the end of each chapter.



Contents

Preface	xii
About the Companion Website	xiv
1 Introduction: A Brief History of Thermodynamics	1
1.1 What is Thermodynamics?	1
1.2 Steam Engines	2
1.3 Heat Engines	7
1.4 Heat, Work and Energy	8
1.5 Energy and the First Law of Thermodynamics	11
1.6 The Second Law of Thermodynamics	13
1.7 Entropy	15
Further Reading	17
2 Concepts and Definitions	18
2.1 Fundamental Concepts from Newtonian Mechanics	18
2.1.1 <i>Length</i>	19
2.1.2 <i>Mass</i>	19
2.1.3 <i>Time</i>	19
2.2 Derived Quantities: Velocity and Acceleration	19
2.3 Postulates: Newton's Laws	21
2.4 Mechanical Work and Energy	23
2.4.1 <i>Potential Energy</i>	25
2.4.2 <i>Kinetic Energy</i>	27
2.5 Thermodynamic Systems	29
2.5.1 <i>Closed System</i>	30
2.5.2 <i>Open System</i>	30
2.5.3 <i>Isolated System</i>	30
2.6 Thermodynamic Properties	31
2.6.1 <i>Path Functions</i>	32
2.6.2 <i>Intensive and Extensive Properties</i>	33

2.7	Steady State	35
2.8	Equilibrium	35
	2.8.1 <i>Mechanical Equilibrium</i>	37
	2.8.2 <i>Thermal Equilibrium</i>	37
	2.8.3 <i>Phase Equilibrium</i>	37
2.9	State and Process	38
2.10	Quasi-Equilibrium Process	39
2.11	Cycle	41
2.12	Solving Problems in Thermodynamics	43
2.13	Significant Digits and Decimal Places	43
	Further Reading	44
	Summary	44
	Problems	46
3	Thermodynamic System Properties	49
3.1	Describing a Thermodynamic System	49
3.2	States of Pure Substances	50
3.3	Mass and Volume	51
3.4	Pressure	54
3.5	Temperature	56
3.6	Ideal Gas Equation	57
3.7	Absolute Temperature Scale	58
3.8	Modelling Ideal Gases	62
3.9	Internal Energy	64
3.10	Properties of Liquids and Solids	66
	Further Reading	66
	Summary	67
	Problems	68
4	Energy and the First Law of Thermodynamics	72
4.1	Energy	72
4.2	Forms of Energy	73
4.3	Energy Transfer	75
4.4	Heat	77
4.5	Work	78
	4.5.1 <i>Boundary Work</i>	78
	4.5.2 <i>Flow Work</i>	86
	4.5.3 <i>Shaft Work</i>	87
	4.5.4 <i>Spring Work</i>	89
	4.5.5 <i>Electrical Work</i>	90
4.6	The First Law for a Control Mass	91
4.7	Enthalpy	95
4.8	Specific Heats	97
4.9	Specific Heats of Ideal Gases	99
4.10	Which should you use, c_p or c_v ?	102
4.11	Ideal Gas Tables	106

4.12	Specific Heats of Liquids and Solids	108
4.13	Steady Mass Flow Through a Control Volume	110
4.14	The First Law for Steady Mass Flow Through a Control Volume	112
4.15	Steady Flow Devices	113
	4.15.1 Turbines and Compressors	113
	4.15.2 Pumps	115
	4.15.3 Nozzles and Diffusers	116
4.16	Transient Analysis for Control Volumes	118
	Further Reading	120
	Summary	120
	Problems	123
5	Entropy	133
5.1	Converting Heat to Work	133
5.2	A New Extensive Property: Entropy	135
5.3	Second Law of Thermodynamics	138
5.4	Reversible and Irreversible Processes	139
5.5	State Postulate	143
5.6	Equilibrium in a Gas	144
5.7	Equilibrium – A Simple Example	149
5.8	Molecular Definition of Entropy	155
5.9	Third Law of Thermodynamics	157
5.10	Production of Entropy	157
5.11	Heat and Work: A Microscopic View	159
5.12	Order and Uncertainty	161
	Further Reading	162
	Summary	162
	Problems	163
6	The Second Law of Thermodynamics	168
6.1	The Postulates of Classical Thermodynamics	168
6.2	Thermal Equilibrium and Temperature	169
6.3	Mechanical Equilibrium and Pressure	171
6.4	Gibbs Equation	173
6.5	Entropy Changes in Solids and Liquids	174
6.6	Entropy Changes in Ideal Gases	175
	6.6.1 Constant Specific Heats	175
	6.6.2 Ideal Gas Tables	177
6.7	Isentropic Processes in Ideal Gases	180
	6.7.1 Constant Specific Heats	180
	6.7.2 Ideal Gas Tables	183
6.8	Reversible Heat Transfer	185
6.9	T - S Diagrams	187
6.10	Entropy Balance for a Control Mass	187
6.11	Entropy Balance for a Control Volume	190
6.12	Isentropic Steady Flow Devices	192

6.13	Isentropic Efficiencies	194
6.13.1	<i>Isentropic Turbine Efficiency</i>	194
6.13.2	<i>Isentropic Nozzle Efficiency</i>	195
6.13.3	<i>Isentropic Pump and Compressor Efficiency</i>	196
6.14	Exergy	198
6.14.1	<i>Exergy of a Control Mass</i>	199
6.14.2	<i>Exergy of a Control Volume</i>	201
6.15	Bernoulli's Equation	204
	Further Reading	206
	Summary	206
	Problems	210
7	Phase Equilibrium	218
7.1	Liquid Vapour Mixtures	218
7.2	Phase Change	219
7.3	Gibbs Energy and Chemical Potential	221
7.4	Phase Equilibrium	223
7.5	Evaluating the Chemical Potential	225
7.6	Clausius–Clapyeron Equation	225
7.7	Liquid–Solid and Vapour–Solid Equilibria	229
7.8	Phase Change on P - v and T - v Diagrams	231
7.9	Quality	234
7.10	Property Tables	235
7.11	Van der Waals Equation of State	247
7.12	Compressibility Factor	251
7.13	Other Equations of State	252
7.13.1	<i>Redlich–Kwong Equation of State</i>	252
7.13.2	<i>Virial Equation of State</i>	253
	Further Reading	255
	Summary	255
	Problems	257
8	Ideal Heat Engines and Refrigerators	267
8.1	Heat Engines	267
8.2	Perpetual Motion Machines	268
8.3	Carnot Engine	269
8.3.1	<i>Two-Phase Carnot Engine</i>	273
8.3.2	<i>Single Phase Carnot Engine</i>	276
8.4	Refrigerators and Heat Pumps	278
8.4.1	<i>Carnot Refrigerator</i>	279
8.4.2	<i>Carnot Heat Pump</i>	283
8.5	Carnot Principles	285
	Further Reading	288
	Summary	288
	Problems	289

9	Vapour Power and Refrigeration Cycles	294
9.1	Rankine Cycle	294
9.2	Rankine Cycle with Superheat and Reheat	299
9.3	Rankine Cycle with Regeneration	305
	9.3.1 <i>Open Feedwater Heater</i>	305
	9.3.2 <i>Closed Feedwater Heater</i>	310
9.4	Vapour Refrigeration Cycle	312
	Further Reading	316
	Summary	316
	Problems	318
10	Gas Power Cycles	324
10.1	Internal Combustion Engines	324
10.2	Otto Cycle	325
10.3	Diesel Cycle	331
10.4	Gas Turbines	334
10.5	Brayton Cycle	336
10.6	Brayton Cycle with Regeneration, Reheat and Intercooling	340
	10.6.1 <i>Regeneration</i>	340
	10.6.2 <i>Reheat</i>	342
	10.6.3 <i>Intercooling</i>	344
	Further Reading	345
	Summary	345
	Problems	346
	Appendices	351
	Appendix 1: Properties of Gases	351
	Appendix 2: Properties of Solids	352
	Appendix 3: Properties of Liquids	353
	Appendix 4: Specific Heats of Gases	354
	Appendix 5: Polynomial Relations for Ideal Gas Specific Heat as a Function of Temperature	355
	Appendix 6: Critical Properties of Fluids	356
	Appendix 7: Ideal Gas Tables for Air	357
	Appendix 8: Properties of Water	360
	Appendix 9: Properties of R-134a	373
	Appendix 10: Generalised Compressibility	379
	Index	381

1

Introduction: A Brief History of Thermodynamics

In this chapter you will:

- Review the historical development of heat engines.
- Learn how thermodynamics grew out of efforts to improve the performance of heat engines.
- Gain an overview of concepts such as energy and entropy and the laws of thermodynamics.

1.1 What is Thermodynamics?

When earth's creatures were created, according to Greek legends, each received its own gift of speed or strength or courage. Some animals received wings to soar on, others claws to defend themselves, but finally, when it was the turn of humans, nothing remained. Prometheus saved mankind by stealing fire from the gods, making people far more powerful than any animal. Such myths – and similar stories exist in almost every society – trace the birth of human civilisation to the discovery of fire, which gave warmth, nourishment and the ability to craft objects out of stone and metal.

Fire alone would not have allowed humans to survive in the wilderness – they also needed tools. Life without sharp claws or fangs is possible if you can make knives and spearheads. Humans may not have the speed of a gazelle but they discovered wheels; levers and pulleys can lift heavier loads than any elephant. Tools improved slowly over time as wheelbarrows evolved into horse drawn carts and stones for grinding grain became windmills, but there were

few gains made in the power used to drive them. Animals, water and wind were all harnessed to drive machines, but there is a limit to how effective any of these power sources are. Winds are unreliable, there are a finite number of sites with running water, and only a few horses can be hitched to a cart at one time. This lack of power sources limited how fast technology could evolve over most of human history. An ancient Egyptian, transported 30 centuries forward to medieval Europe, would have had little difficulty in recognising the machines used.

Then, a little over 300 years ago, fire was used as a power source for the first time. The first practical steam engine marked a turning point in human history, for it put enormous reserves of energy at our disposal. We are no longer restricted to capturing forces exerted by the elements or animals. Gases expand when heated and exert tremendous pressures that can be exploited to drive power plants, aircraft and automobiles. The only constraint on generating power is the amount of heat available, and the technology used to generate heat has advanced rapidly, whether it is by burning fuel, capturing solar radiation, or splitting atoms in nuclear reactions. Today, machines that use heat to produce work are everywhere.

As steam engines became more common, questions about them multiplied. What is the relation between heat and work? How much work can be obtained if a given amount of fuel is burned? Can the performance of engines be improved? Thermodynamics was the science that grew from efforts to answer these questions. The word itself is a combination of the Greek *therme*, meaning heat, and *dynamis*, meaning force, and thermodynamics is often defined as the science that studies the relationship between heat and work. Engineers struggling to understand how engines work formulated the principles of thermodynamics, but they have since been used in the study of all phenomena that involve changes in energy. Astrophysicists use the laws of thermodynamics to predict the fate of an exploding star, biologists apply them to the metabolism of animals and chemists rely on them to determine the products of chemical reactions.

1.2 Steam Engines

Using heat to produce motion is not a very novel achievement. As early as the first century a Greek inventor had designed a toy in which steam escaping from nozzles mounted on the surface of a metal sphere made it spin, but there seems to have been no practical application of this device. In subsequent centuries cannons became the most impressive illustrations of how objects could be transported by generating heat. But, no matter how spectacular the discharge of a cannon, it is difficult to harness it for any constructive purpose. For that we need a “heat engine”, defined as a device that operates continuously, producing work as long as heat is supplied to it.

We can mark precisely the date when the first industrial heat engine was invented, for in 1698 the king of England was pleased to grant Thomas Savery a patent for a “fire engine” to be used “... for raising of water, and occasioning motion to all sorts of mill works ...”. Savery’s machine did not resemble our typical image of a steam engine, for it had no furiously driving pistons or spinning flywheels. It consisted (see Figure 1.1) of a large chamber that was first filled with steam from a boiler, sealed and then sprayed with cold water to condense the steam in the vessel and create a partial vacuum that sucked water up from an underground mine. High-pressure steam was used to empty the chamber by pushing the water in it up to a

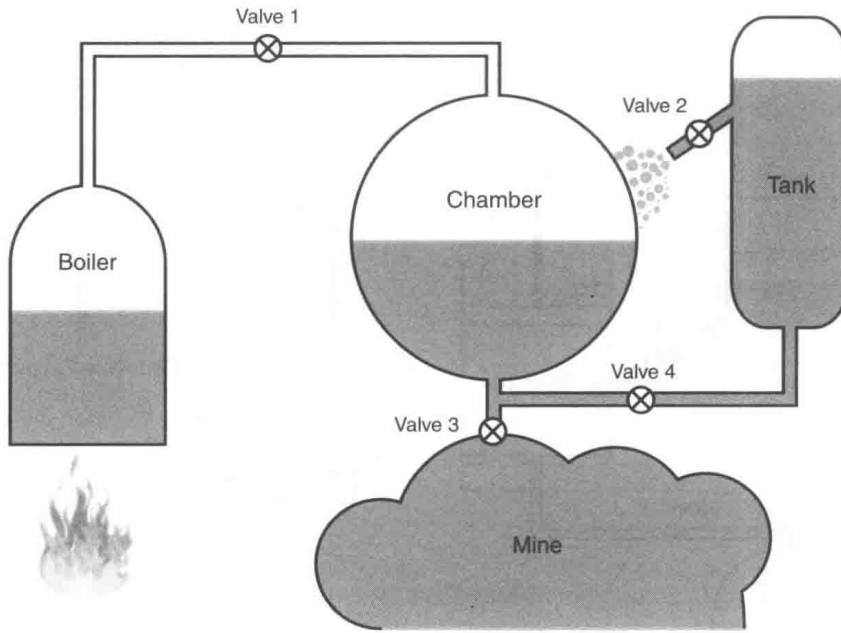


Figure 1.1 Savery Engine. Opening valve 1 fills the chamber with steam. Opening valve 2 douses the chamber with cold water, condensing the steam and creating a partial vacuum. Opening valve 3 sucks water into the evacuated chamber from the flooded mine. Opening valve 4 while filling the chamber with steam pushes water into the tank.

higher level. Valves controlling the flow of steam and water were operated manually and a good operator could complete several cycles in a minute.

Savery intended to sell his pumps to English coal mines where flooding was a frequent occurrence, so that water had to be drained by hand or horse driven pumps. Sadly, his pumps proved to be rather leaky so that it was hard to hold a very good vacuum in the chamber. Savery claimed that his engine could raise water by about 80 feet (24.4 m), which would have required steam pressures of almost three atmospheres. Frequent explosions of poorly made boilers were so common that high-pressure steam was viewed with fear and not used again for more than a century when manufacturing techniques had greatly improved.

Savery was unable to produce a commercially successful engine, but he proved that steam could be used to drive machines. By the time Savery's 14-year patent expired in 1712 Thomas Newcomen was ready with his design for a new engine, which looks far more recognisable to us as a steam engine (Figure 1.2). Newcomen had a piston moving back and forth in a cylindrical chamber, one side of which was connected to a boiler producing steam. When the chamber was filled with steam the piston rose up. Spraying water into the chamber condensed the steam, producing a partial vacuum so that atmospheric pressure forced the piston down. A beam connected to the piston oscillated as the piston moved up and down, which could be used to drive a pump or some other machine. This was an "atmospheric engine", in which work was done by the atmosphere pushing a piston against a vacuum. Steam pressure was never much higher than one atmosphere, minimising the hazard of explosions.

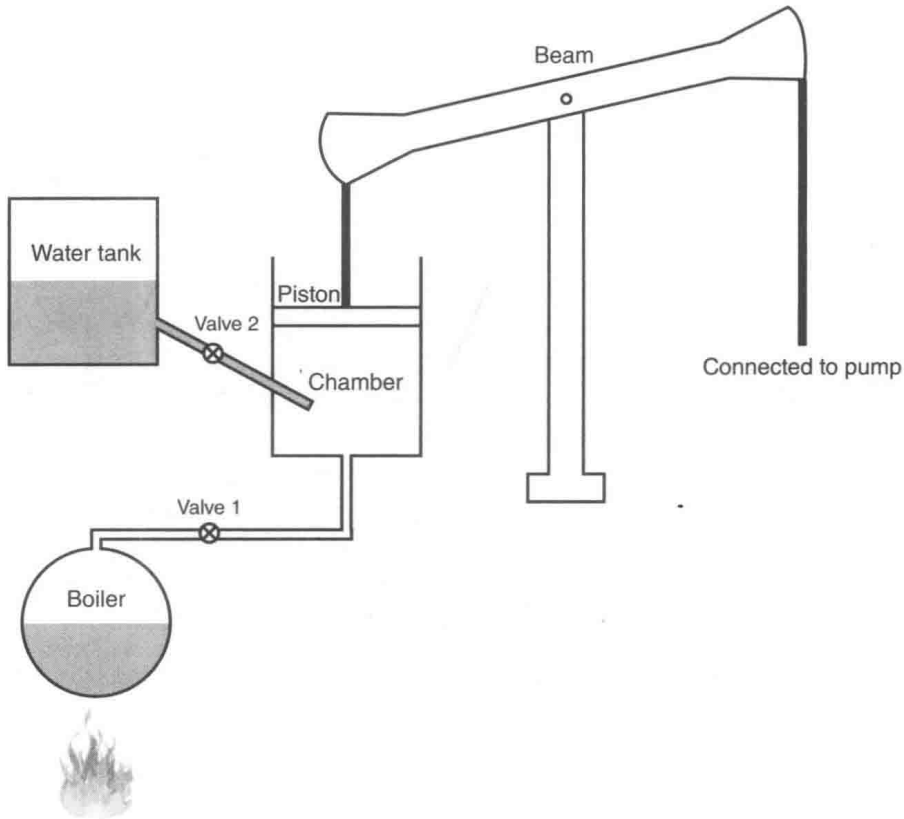


Figure 1.2 Newcomen Engine. Opening valve 1 sends steam into the chamber and raises the piston. Opening valve 2 sprays water into the chamber, condensing the steam so that atmospheric pressure forces the piston down. A beam connected to the piston oscillates up and down and drives the pump.

Newcomen's engine was an immense success and hundreds were built and sold. They were initially used to power pumps in coalmines but soon found new applications in textile mills and other factories. For over 50 years Newcomen's engines represented the most sophisticated technology available and sparked a remarkable technical and social transformation that changed human history. For the first time machines could work non-stop without depending on beasts of burden or being subject to the vagaries of weather. Any factory had access to as much power as it needed, no matter where it was located. The steam engine gave birth to the industrial revolution and created the modern world.

Newcomen's engines were a tremendous accomplishment but consumed enormous amounts of coal to generate steam, most of which was wasted. At the start of each cycle, when steam entered the cylinder, much of its energy went into heating the walls of the cylinder, only to have to cool them down again when the steam was condensed with a water spray. While engines were confined to coalmines this was not of great concern since fuel was practically free, but when they began to be used in factories far from fuel supplies operating costs became a serious problem.

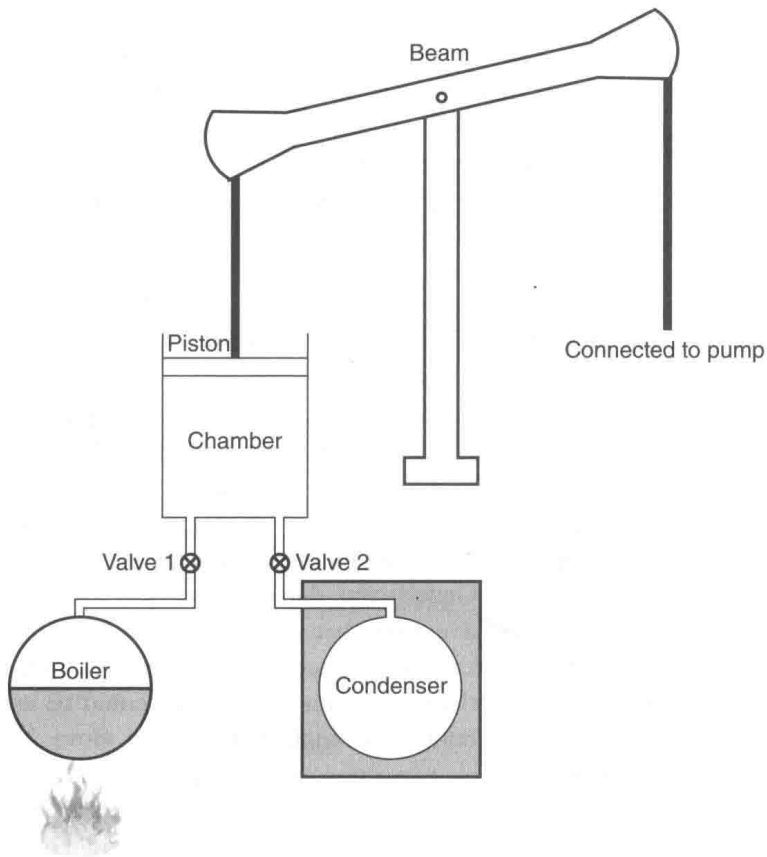


Figure 1.3 Watt's engine with an external condenser. Opening valve 1 allows steam from the boiler to fill the chamber and raises the piston. Opening valve 2 lets steam from the chamber escape into the condenser, creating a vacuum under the piston so that atmospheric pressure pushes the piston down.

James Watt, a young instrument maker at the University of Glasgow, proposed a solution. Watt had been assigned the job of fixing a model of a Newcomen engine used for laboratory demonstrations. He found that the model worked as designed, but consumed all the steam supplied simply to heat the cylinder wall. After much thought he solved the problem by adding an external chamber in which steam was condensed (Figure 1.3). In 1769 Watt obtained a patent for the external condenser, entitled a “new method for lessening the consumption of steam and fuel in fire engines”. The new engines were so much more efficient than the older Newcomen engines that it became feasible to use them in many new industrial applications.

Many brilliant inventors have pioneered new technologies, only to see others reap the profits. Watt escaped this fate for he had the good fortune of entering into partnership with Matthew Boulton, an extremely shrewd businessman and manufacturer. For decades the firm of Boulton and Watt held the most important patents related to steam engines, enforced them vigorously and dominated the steam engine manufacturing industry. They produced atmospheric engines that used the pressure of the atmosphere to drive their pistons; steam was used