

STARTING STRATEGIES

STRATEGIES 1

**AN INTEGRATED LANGUAGE COURSE
FOR BEGINNERS OF ENGLISH**

**Brian Abbs
Ingrid Freebairn**




Longman

STARTING STRATEGIES

STRATEGIES 1



**AN INTEGRATED LANGUAGE COURSE
FOR BEGINNERS OF ENGLISH**

**Brian Abbs
Ingrid Freebairn**



Longman



Meet the people from




ACKNOWLEDGEMENTS

Illustrators: **John Fraser** for pages: Pages 7 top and bottom left; 8; 9; 10 top; 12; 13; 16; 17; 21 bottom; 22; 24 top left; 28 top; 29 top; 32 top; 36; 37 top; 39 top; 42 top; 44 top; 47 top; 50 top; 54 top; 55; 60 top; 62 bottom; 63 top; 67; 70 top; 71 top; 76 top; 78; 80 top left; 83 top; 84 right; 89; 95; 96; 97 top; 101; 108. **Malcolm Booker** for pages: 24 middle right; 90. **Jon Davies** for pages: 37 bottom; 38 left. **Gary Rees** for pages: 39 bottom; 42 bottom; 43 bottom; 61 bottom. **Paul Ellis** for page: 49. **Teresa Cadaviera** for pages: 62 middle; 76 bottom; 80 top middle and top right. **Duncan Mil** for pages: 85 middle; 120. We are grateful to the Mansell Collection for permission to reproduce copyright photograph on page 43 top right.

Dedicated to Denis Gotobed



FOCUS FILMS



Sheila Barnes:
typist

Murray Fresman:
film director


George Blake:
technician

Jackie Young: secretary

Allan Simmons:
van driver

Neville Johnson:
cameraman

Tessa Richards:
film director




Walter Moaney-
He's an engineer.



Doris Blake-
She's a housewife.



Maria Magnani-
She's a student.



Paul Blake-
He's a student.

LONGMAN GROUP LIMITED
Longman House
Burnt Mill, Harlow, Essex.

© Longman Group Limited 1977

All rights reserved. No part of this publication may be reproduced, stored in a retrieval system or transmitted in any form or by any means, electronic, mechanical, photocopying, recording, or otherwise, without the prior permission of the copyright owner.

First published 1977
Seventh impression 1982

ISBN 0 582 51905 5

Contents

UNIT 1. My name's Sally

- Set 1. Ask somebody's name and say your name
- Set 2. Ask and say where places and people are

UNIT 2. I'm a Journalist

- Set 1. Greet people formally and introduce yourself
- Set 2. Ask and say what somebody's job is (1)
Say what your job is

UNIT 3. Hello and Goodbye!

- Set 1. Introduce people (1) and greet informally
- Set 2. Ask and say what somebody's job is (2)
- Set 3. Ask and say somebody's name

UNIT 4. Looking for a flat (1)

- Set 1. Ask and talk about marital status
- Set 2. Spelling
- Set 3. Say your telephone number

UNIT 5. Looking for a flat (2)

- Set 1. Ask and say where places are

UNIT 6. Consolidation Unit

UNIT 7. I'm from Melbourne

- Set 1. Introduce people (2)
- Set 2. Ask and talk about nationality
- Set 3. Ask and say where people are from

UNIT 8. Where exactly do you live?

- Set 1. Ask where people live
Say where you live
- Set 2. Ask and say where people live exactly

UNIT 9. One bed, one sit, K & B

- Set 1. Show and ask about places
- Set 2. Express satisfaction and dissatisfaction
- Set 3. Ask and talk about cost (1)

UNIT 10. Coffee Time

- Set 1. Offer, accept and refuse
- Set 2. Ask people for things and give people things
- Set 3. Ask and talk about cost (2)

UNIT 11. Do you like tea with lemon?

- Set 1. Ask and say the time (1)
- Set 2. Ask what people like and say what you like
- Set 3. Ask and say what people like

UNIT 12. Consolidation Unit

UNIT 13. Train to Coventry

- Set 1. Ask and say the time (2)
- Set 2. Ask and talk about fixed times

UNIT 14. Shopping in Coventry

- Set 1. Ask people to do things
Agree to do things
Say you can't do things
- Set 2. Ask what people would like and say what you would like
- Set 3. Ask for and give specific information
- Set 4. Talk about the weather

UNIT 15. Happy Birthday!

- Set 1. Ask and talk about dates
- Set 2. Ask for and make suggestions
Agree and disagree with suggestions
- Set 3. Express pleasure

UNIT 16. A nice weekend

- Set 1. Ask people what they want to do
Ask what you want to do
- Set 2. Ask and talk about the past

UNIT 17. An Invitation

- Set 1. Answer the telephone: say your name and start a conversation
- Set 2. Arrange to meet somebody
- Set 3. Invite people to do things
Accept and refuse invitations to do things

UNIT 18. Going to work

- Set 1. Ask and say how people get to work
Say how you get to work
- Set 2. Ask and say how often people do things
Say how often you do things
- Set 3. Ask and say how far away places are
- Set 4. Ask and say how long journeys take
- Set 5. Ask and say how much things cost

UNIT 19. Focus on people at work

- Set 1. Ask and say what people do every day
Say what you do every day
- Set 2. Ask people about their jobs
Say who people work for and where they work
Say who you work for and where you work

UNIT 20. Consolidation

How to say it

Grammar review

Wordlist

Which word to use

Cloudsongs

My name's Sally



SALLY: Mr Freeman, please.
 DOORMAN: Yes. What's your name?
 SALLY: Sally Baker. Miss Sally Baker. I'm from the Manchester News.
 DOORMAN: One moment, please, Miss Baker.
 (phones)
 Mr Freeman? Oh, Mr Freeman, Miss Baker is here, from the Manchester News. He's in Room One, Miss Baker.
 SALLY: Thank you.

Set 1 Ask somebody's name
 Say your name

What's your name?



Surname: BAKER
 First Name(s): Sally Ann
 Signed: Sally Baker

2. Fill in your name here:

Surname:
 First Name(s):
 Signed:

1. Ask and answer like this:
 What's your name?
 (Peter Day)


UNIT 1



SALLY: Excuse me!
 MAN: Yes?
 SALLY: Where's Room One?
 MAN: It's over there.
 SALLY: Thank you.




Set 2 Ask where places and people are
 Say where places and people are



1. Ask and answer like this:
 ➔ Where's Kent Road?
 It's over there.
 Thank you.

Where's?
 It's over there.
 Thank you.

UNIT 1



Mr Blake



Mr Simmons



Mr Johnson




Mr Freeman

2. Ask and answer like this:



Where's Mr ?
He's over there.
Thank you.



Miss Barnes



Miss Baker



Miss Young



Mrs Richards

3. Ask and answer like this:



Where's Mrs/Miss ?
She's over there.
Thank you.

4. Choose a place in your town. Ask and answer like this:



Excuse me!
Yes?
Where's ?
It's over there.
Thank you.

5. Choose a person in your classroom. Ask and answer like this:



Excuse me!
Yes?
Where's ?
He's/She's over there.
Thank you.

UNIT 1

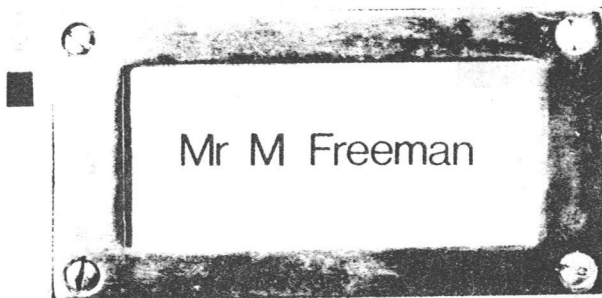
EXTENSION

1. Write the questions in the pictures

Where's Kent Park?

Kent Park Kent Station Miss Baker Mr Freeman Mr Johnson

2. Write names



Memorandum

To Mr. Freeman

Date 18th September

Oh forward to hearing your comments on

Yours sincerely

Murray Freeman

Murray Freeman
Film Director



THE ROYAL MAIL
POST OFFICE
MURRAY FREEMAN

Write these names in the same way:

Sally Baker (Miss) Tessa Richards (Mrs)
George Blake (Mr) Your name

OPEN DIALOGUE

Talk to Murray Freeman

MURRAY: Excuse me!

STUDENT:

MURRAY: What's your name?

STUDENT:

MURRAY: Oh. My name's Murray Freeman. Where's your teacher?

STUDENT:

MURRAY: Oh. Thank you.

ORAL EXERCISES

1. Ask where places and people are

Kent Road
Where's Kent Road?

Mr Freeman
Where's Mr Freeman?

2. Say where people and places are (1)

Listen carefully

Where's Mr Freeman?
Mr Freeman's over there.

Where's Kent Road?
Kent Road's over there.

3. Say where places and people are (2)

Where's Kent Road?
It's over there.

Where's Mr Freeman?
He's over there.

Where's Miss Baker?
She's over there.

Say where people and places are (3)

Listen carefully

Where's Mr Freeman?
Mr Freeman is over there.

Where's Kent Road?
Kent Road is over there.

REMEMBER

This is how you:

- | | |
|------------------------------------|--|
| 1. Ask somebody's name | What's your name? |
| 2. Say your name | (Sally Baker) |
| 3. Ask where places and people are | Where's Kent Road?
Mr Freeman?
Mrs Richards? |
| 4. Say where places and people are | It's
He's/She's } over there |
| 5. Attract attention | Excuse me! |
| 6. Thank formally | Thank you. |

Grammar

What's (What is)	your name?
------------------	------------

Where's (Where is)	Kent Road? Mr Freeman? Mrs Richards?
--------------------	--

It's (It is) He's (He is) She's (She is)	over there
--	------------

Words and Phrases

a name Mr yes
a road Mrs excuse me
a park Miss please
a station thank you
a teacher over there

What? (What's your name?) your
Where? (Where's Kent Road?)

I'm a journalist



(Sally knocks)

MR FREEMAN: Come in!

SALLY: How do you do, Mr Freeman. My name's Sally Baker.

MR FREEMAN: Ah yes, from the Manchester News. How do you do, Miss Baker. (telephone rings)

Oh, one moment.

TESSA: My name's Tessa Richards. How do you do!

SALLY: How do you do! I'm Sally Baker. I'm a journalist from the Manchester News. What do you do?

TESSA: I'm a film director.

SALLY: Oh. What does Mr Freeman do?

TESSA: Murray? He's a film director too.




Greet people formally
Introduce yourself


1. Introduce yourself to your teacher, like this:



How do you do!
My name's
How do you do!



Set 2
 Ask what somebody's job is (1)
 Say what somebody's job is (1)
 Say what your job is



Sheila Barnes: typist

Murray Freeman: film director

George Blake: technician

Jackie Young: secretary

Allan Simmons: van driver

Neville Johnson: cameraman

Tessa Richards: film director

What does Murray do? He's a film director.
 What does Jackie do? She's a secretary.

1. Ask and answer like this:
- ➡ What does Murray do?
 He's a film director.
- What does Jackie do?

What do you do? I'm a film director.

2. Ask your partner what his/her job is, like this:
- ➡ What do you do,?
 I'm a

3. Ask somebody in the class about his/her partner's job, like this:
- ➡ What does do?
 He/she's a

UNIT 2

EXTENSION



A publicity brochure for Focus Films:

WHO'S WHO in FOCUS FILMS

Meet Murray Freeman, a film director at Focus Films: 'Hello, there, my name's Murray Freeman and I'm a film director at Focus'.

Meet Allan Simmons, a van driver: 'Hi, I'm Allan, I'm a van driver'.

Meet Tessa Richards, a film director: 'Hello, yes, I'm a film director at Focus, too'.

Meet Neville Johnson: 'I'm a cameraman'.

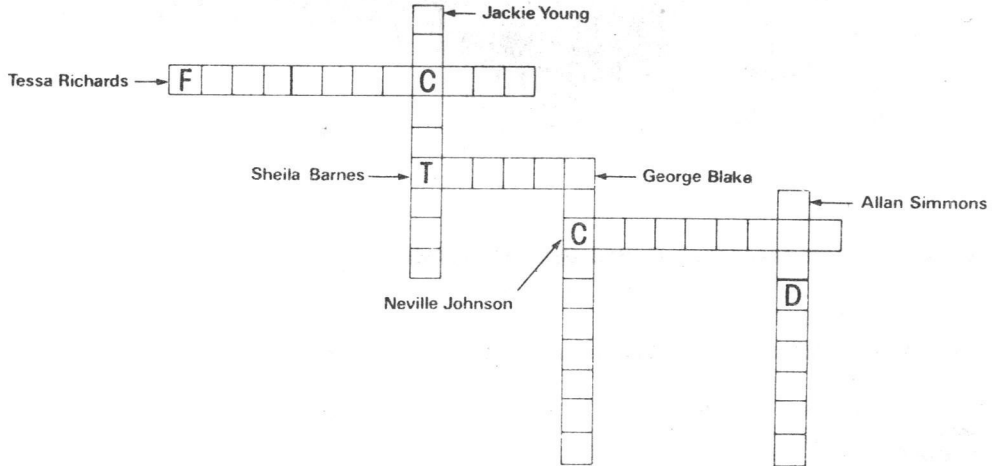
And George Blake: 'I'm a technician'.

And Jackie Young: 'I'm a secretary'.

WE MAKE FILMS AT FOCUS. CALL US ON THIS NUMBER **(061) 334-1564**



Word Puzzle: Guess the jobs! Don't look at page 13!



OPEN DIALOGUE

Talk to Murray Freeman

- MURRAY: Excuse me!
 STUDENT:
 MURRAY: What's your name?
 STUDENT:
 MURRAY: Oh, my name's Murray Freeman. How do you do!
 STUDENT:
 MURRAY: What do you do?
 STUDENT:
 MURRAY: Oh yes. Where's your teacher?
 STUDENT:
 MURRAY: Oh, thank you.

ORAL EXERCISES

1. Greet the people at Focus Films formally

How do you do! My name's Murray Freeman.
How do you do, Mr Freeman.

How do you do! My name's George Blake.
How do you do, Mr Blake.

2. Ask the people at Focus Films their names, and greet them

What's your name?
 Young. Miss Jackie Young.
How do you do, Miss Young.

What's your name?
 Freeman. Mr Murray Freeman.
How do you do, Mr Freeman.

3. Ask about people's jobs

That's Murray over there.
What does Murray do?

That's Tessa over there.
What does Tessa do?

4. Say what the people at Focus Films do. Look at page 13

What does Murray do?
He's a film director.

What does Tessa do?
She's a film director.

REMEMBER

This is how you:

- | | |
|-------------------------------|--|
| 1. Greet formally | How do you do! |
| 2. Introduce yourself | My name's Sally (Baker).
I'm Sally Baker. |
| 3. Ask what somebody's job is | What do you do?
What does Murray do? |
| 4. Say what your job is | I'm a journalist. |
| 5. Say what somebody's job is | He's a film director. |

Grammar

My name's (name is) I'm	Sally Baker Murray Freeman
----------------------------	-------------------------------

I'm (I am) He's (He is) She's (She is)	a	film director journalist
--	---	-----------------------------

What	do	you	do?
	does	Murray Tessa	

Words and Phrases

- a journalist my How do you do!
 a film director One moment
 a secretary too
 a technician (He's a film director too)
 a cameraman
 a van driver do
 a typist

Hello and Goodbye!



Hello, Tessa!

Hello, Neville! Neville, this is Miss Baker.

NEVILLE: Hello, Tessa!
 TESSA: Hello, Neville! Neville, this is Miss Baker.
 SALLY: Oh, please call me Sally.
 TESSA: All right! Neville, this is Sally. Sally's a journalist.
 NEVILLE: Hello!
 SALLY: Hello!
 MURRAY: Neville!
 NEVILLE: Yes, I'm coming, Murray. Goodbye, Sally!
 SALLY: Goodbye!
 Is Neville a film director?
 TESSA: No, he isn't.
 SALLY: What does he do?
 TESSA: He's a cameraman.
 SALLY: What's his name? I mean his surname?
 TESSA: His name? Johnson, Neville Johnson.

Set 1 Introduce people (1) Greet informally



Look at the people in the pictures on page 13

1. Introduce your partner to the people in the pictures, like this:
 (Mary), this is Murray.
 (Jan), this is

Neville, this is Sally. Sally's a journalist.

2. Introduce your partner to all the people again. This time say what their jobs are too, like this:

(Mary), this is Murray. Murray's a film director.
 (Mary), this is a

3. In groups of three, introduce and greet each other, like this:

You: (Peter), this is (Mary). (Mary)'s a
 (Peter): Hello!
 (Mary): Hello!