

Self-study

Mary Underwood &
Pauline Barr

Listeners

Series A: Day to Day Life

Pack A2

GETTING ABOUT
MONEY

Oxford University Press

Series A: Day to Day

LISTENERS

Mary Underwood and Pauline Barr

GETTING ABOUT MONEY

Oxford University Press

1980

Oxford University Press,
Walton Street, Oxford OX2 6DP

Oxford London Glasgow New York Toronto
Melbourne Wellington Kuala Lumpur
Singapore Hong Kong Tokyo Delhi
Bombay Calcutta Madras Karachi Nairobi
Dar es Salaam Cape Town

ISBN 0 19 456041 4

ISBN 0 19 457242 0 (Cassette and Book Pack)

© Oxford University Press 1980

All rights reserved. No part of this publication may be reproduced, stored in a retrieval system, or transmitted, in any form or by any means, electronic, mechanical, photocopying, recording or otherwise, without the prior permission of Oxford University Press.

Text set in 'Monophoto' Plantin 110
by Keypools Ltd, Golborne, Lancashire

Printed in Great Britain at
the University Press, Oxford
by Eric Buckley, Printer to the University

The 'Listeners' Programmes:

Extract recordings by Mary Underwood
Presentation by Brian Redhead and Anna Bentinck
Studio production by Dianne Kenny
Songs and music by Rod Smith
Music recordings by Steve Hall and friends

The 'Listeners' Books:

Drawings by Jacqueline Atkinson
Photographs by Colin Reiners, Rosemary Potter
and Sue Packer

The Authors wish to thank the many people who allowed them to record their conversations and helped them in many other ways.

The poem on pages 18-19 is reproduced by kind permission of *Punch*.

GETTING ABOUT

- Part 1 Getting to work** 7
Gordon's commuting; Sarah and Lucy compare journeys; Tony's journey to work.
- Part 2 Catching the right train** 9
Announcements at Oxford Station; a journey to Aberystwyth; a journey to Deal.
- Part 3 Finding the way** 12
How to get to Philippa's house; how to drive to Nigel's house; how to get to the local college.
- Part 4 Learning to drive** 15
Sarah's driving lesson; facing the driving test.
- Part 5 Some of the problems of getting about** 17
Complaints about public transport; 'The Underground'; bicycles in New Zealand.
- Transcript** 20
- Answers** 26

MONEY

- Part 1 How people spend their extra money** 29
Children's pocket money; Moira's buying habits; Maureen's extra money.
- Part 2 How people manage their money** 31
Felix and Ann discuss the accounts; John's plans.
- Part 3 How to spend a fortune** 33
Evelyn is quite sure; Tom and Simon can't decide; Celia is worried; Felix sees no problem.
- Part 4 Banks and how to use them** 36
The beginning of banks in England; opening a bank account; ordering travellers' cheques.
- Transcript** 41
- Answers** 48

What are 'Listeners'?

A series of listening programmes on cassette, designed to be used by students working on their own. Each cassette contains two programmes lasting 30 minutes each; and the book which goes with the cassette contains the notes and exercises for both programmes.

What's the aim of 'Listeners'?

'Listeners' give you the opportunity to hear, and learn to understand, 'the real thing' – English as native speakers use it when they talk to each other. To get the most out of the programmes, you should use the book and do the exercises at the same time as you listen. After that, listen to the programme again just for pleasure.



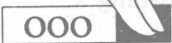
What's in the programmes?

Conversations, discussion, interviews and stories about the topic of the programme. These 'Extracts' are linked together in the programme by the presenter's commentary; another speaker gives you the instructions.

What's in the books?

Short introductions to the Extracts; Notes on the language used by the speakers; Exercises to help you understand them; the Transcript of the Extracts; and the Answers to the exercises where they are needed.

How do you use 'Listeners'?

-  1 The book will tell you when to listen to your tape. As you read through, you will come to the words 'Start your tape' and see a symbol in the margin; you must start your tape whenever you come to that symbol.
-  2 The tape will tell you when to read your book. As you listen, you will hear the words 'Stop your tape and read about Extract A' or 'Stop your tape and do Exercise A', and then you will hear three musical notes; you must stop your tape and read your book whenever you hear those notes.
-  3 If you have a counter on your cassette recorder, set it at 000 when you begin the programme. Then, whenever you see the symbol in the margin, write the counter number in the box before you press the button. This will help you to find the correct place if you want to rewind the tape and listen again.

- 4 *The Extracts.* These are the parts of the programme you must listen to most carefully. Don't worry if you don't understand everything you hear, but do rewind your tape and listen again if you haven't understood enough to do the exercises. You will hear people with all kinds of accents, some speaking slowly, others more quickly. Remember that, in order to benefit from the programmes and to enjoy them, you don't need to understand every word the speakers say.
- 5 *The Notes.* Many of the Extracts have notes on the language used by the speakers. Study these notes *before* you listen to the Extracts; they will help you to understand.
- 6 *The Exercises.* These are designed firstly to help you practise listening and to focus your attention on the Extracts, and also, in some cases, to help you find out how well you have understood. Some of the exercises should be done *before* you listen to the Extract, others *after* you listen, and others *while* you are listening; the book tells you when and how to do them. Also, some of the exercises are recorded on the tape; again, the book will tell you how to do them.
- 7 *The Transcript.* This is a printed version of the exact words of the speakers in each Extract. Try not to look at the Transcript until after you have listened to the Extract and done the exercises.
- 8 *The Answers.* The answers to some of the exercises are printed after the Transcript; the other exercises do not have a definite or 'correct' answer – they depend on your opinions or imagination. Don't look at the answers until you have done the exercises.

Remember these two rules:

Read until you see the symbol



Listen until you hear the notes





GETTING ABOUT

Start your tape and listen.

Part I Getting to work

Extract A Gordon talks about commuting.

Gordon used to travel long distances to his place of work. He mentions four journeys he used to make.

Cambridge a town in east England.

Luton a town north-west of London.

Oxford a town in the West Midlands of England.

Exercise A1 While you are listening to Gordon, write down the number of miles he had to travel every day.

- 1 Cambridge to Luton: miles a day.
- 2 Oxford to London: miles a day.
- 3 Cambridge to London: miles a day.
- 4 South Wales to London: miles a day.

Start your tape and listen to Extract A.

Exercise A2 Listen to the last part of the Extract again. You will hear Gordon's reason for commuting. Write down the missing words.

'On the principle that I'd rather live (than) wherever it is that

Extract B Sarah and Lucy compare their journeys to work.

Sarah and Lucy both go to work by train. They consider the good and bad aspects of their different journeys.

putting your feet up here, resting, relaxing.

fatal here, disastrous, causing a lot of trouble.

pointless here, a waste of time.

the limit here, the worst possible thing.

contemplate think.

you hardly bother you don't take the trouble.

unjustified there is no good reason to believe it.

Start your tape and listen to Extract B.

Exercise B1 Now that you have listened to Extract B, mark each of the following statements 'T' for true or 'F' for false, according to what Sarah and Lucy say. You may need to rewind the tape and listen again. (Remember that Sarah is the one who speaks first.)

- 1 Sarah goes to work by train.
- 2 Sarah's train journey takes half an hour.
- 3 Sarah always stands up on the train.
- 4 Sarah says she enjoys her journey.
- 5 Sarah always chats to people on the train.
- 6 Lucy has a longer train journey than Sarah.
- 7 Lucy thinks her train journey is really enjoyable.
- 8 Lucy always tries to find a seat on the train.

Exercise B2 Sarah and Lucy 'contemplate' during their journeys to work. Make a list of six other things which you might do to pass the time during a train journey.

Extract C **Tony describes his journey to work.**

Tony commutes to his office in Central London every day. He describes his journey in detail, and his wife Liz adds extra information or comments from time to time.

a season ticket a ticket which lasts for some time.

go up i.e. go into London.

you cut it very, very fine you only just have time.

grabbing here, taking in a hurry.

dashing rushing, running.

Waterloo a main London station.

out with the newspaper Tony takes out his newspaper.

Come on! here, 'Do tell the truth!'

a positive club A number of friends catch the same train every day and so Liz thinks of them as a 'club'. 'Positive' here means 'real'.

not a single soul nobody.

the local gossip the news about what people who live near Tony are doing.



Start your tape and listen to Extract C.

Exercise C This is recorded on your tape. Listen to each of Tony's four statements, stop your tape after each one, and write down a comment or question which Liz might have made to suggest that she doesn't believe what Tony says.

There are many possible answers. The first one is done for you.

1 'Well, this morning I left the house at quarter to eight.'

Possible answers: 'It was later than that.'

'Are you sure?'

'Oh, come on.'



Start your tape for Exercise C.

Part 2 Catching the right train



Start your tape and listen.

Extract D An announcement at Oxford Station.

The announcer tells passengers about a train which has just arrived at the station.

Paddington a main London station.

Oxford, Worcester, Hereford, Birmingham towns in the West Midlands.

all change everybody must leave the train.



Start your tape and listen to Extract D.

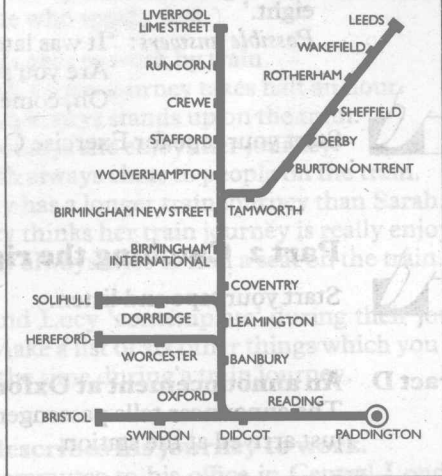
Exercise D Answer these questions briefly. Listen to the Extract again if you wish.

- 1 Which platform has the train just arrived at?
- 2 Where has the train come from?
- 3 Where is it going?
- 4 What must passengers for Worcester, Hereford, Birmingham and the North do?

Extract E Another announcement at Oxford Station.

All the places mentioned in this announcement are marked on the diagram on the next page. While you are listening, tick (✓) the places which the announcer mentions.

Inter-City



Start your tape and listen to Extract E.

Exercise E

Answer these questions briefly.

- 1 What time does this train leave Oxford?
- 2 Will this train take passengers to Sheffield?
- 3 Where will the train finish its journey?
- 4 Which two towns of those mentioned have more than one railway station?
- 5 What must passengers who want to travel on this train do?

Extract F

The journey to Aberystwyth.

A young woman describes the journey she must make to get to Aberystwyth in North Wales.



Start your tape and listen to Extract F.

Exercise F

Answer the following questions. You may need to listen to the Extract again.

- 1 Why does this girl travel by train?
- 2 How many times must she change trains on her journey to Aberystwyth?
- 3 How long should the journey take?
- 4 What time should she arrive in Aberystwyth?
- 5 Does she expect to arrive on time?



Extract G The journey from Moreton-in-Marsh to Deal.

John describes how he travelled by mainline train and underground train. He managed the journey quite easily, although he nearly got lost a couple of times.

Waterloo, Paddington mainline stations in London.
the Underground the London Underground train service.
the Circle Line a route on the Underground.
Charing Cross another mainline station in London.

Start your tape and listen to Extract G.

Exercise G Choose the right answer from A or B.

- 1 The train from Moreton-in-Marsh went to
 A Waterloo.
 B Paddington.


- 2 John nearly got lost at
 - A Paddington mainline station.
 - B Paddington underground station.
- 3 John took the Circle Line to
 - A Deal.
 - B Charing Cross.
- 4 John went down to Deal from
 - A Charing Cross mainline station.
 - B Charing Cross underground station.

Part 3 Finding the way

Start your tape and listen.

Extract H Philippa explains how to get to her house.

- an **Underground** an Underground train.
- Hammersmith** a part of West London.
- Richmond** a small town, west of Hammersmith.
- the Orange Tree pub** a public house called 'The Orange Tree'.
- a **65 and 27 bus** every bus in London has a number which indicates which route it will take.



a lattice-work gate

Start your tape and listen to Extract H.

Exercise H Write down the words missing from the information you need to get to Philippa's house.

- 1 Take an Underground train from to
The train will take minutes, and the bus will take minutes.
- 2 At Richmond Station, go up the, turn and go out of the station.
- 3 Cross over the road and turn
- 4 The bus stop is just before the
- 5 Take a bus number or

- 6 Get off the bus at bus stop, which is directly opposite
- 7 Philippa's house is number It is painted with a front door.

Extract I Nigel gives instructions for driving to his house.

the North Circular the road which goes round the north side of London.

Wembley a suburb of North London.

M1 the motorway from London to the North.

flyover where a road is raised up to cross other roads.

Brent Cross a part of London where there is a well-known shopping centre.

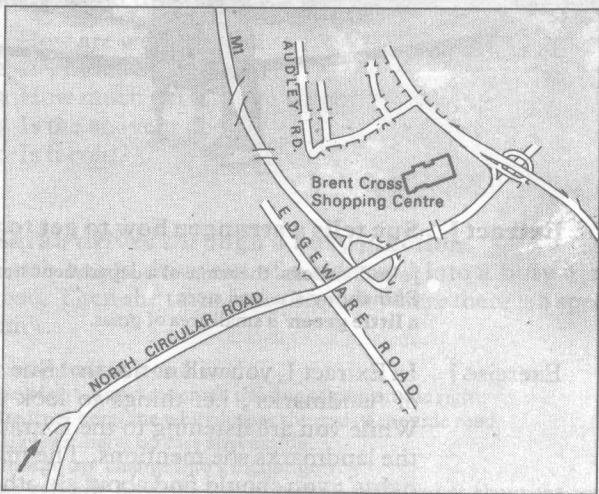
the slip-road the road which leads on or off a major road.

filter For traffic, to 'filter' means to move out from a side road to join other, faster-moving traffic on a major road.

alongside beside.

you're about 200 yards up Nigel means that his house is about 200 yards up Audley Road.

- Exercise I1** Look at the map. While you are listening to Extract I, draw a line to show which way Nigel tells you to drive. Start from the arrow on the left.



Start your tape and listen to Extract I.

Exercise I2 Answer these questions briefly. Listen to Extract I again if necessary.

- 1 Where does the North Circular Road take you?
- 2 Where does the M1 take you?
- 3 What other road goes under the flyover at Brent Cross?
- 4 Does Nigel know the name of the main road which leads from the roundabout?
- 5 How far up Audley Road is Nigel's house?



Extract J Sue tells a stranger how to get to the local college.

John Sanders the name of a department store.
Sainsbury's a food store.
a little green a small area of grass.

Exercise J In Extract J, you will notice that Sue mentions a number of 'landmarks', i.e. things to look out for as you go. While you are listening to the Extract, make a list of all the landmarks she mentions. The first one is 'the traffic lights'; you should find about six others.

Start your tape and listen to Extract J.

Part 4 Learning to drive

Start your tape and listen.

Extract K Sarah and her mother set out for a drive.

Sarah is practising driving in preparation for her driving test.

How are we for petrol How much petrol have we got?


in the red The red section of the petrol gauge shows that there is very little petrol left.

tight sharp.

change down change into a lower gear.

air-vent an opening to allow fresh air to flow into the car.

whoops an exclamation of surprise.



a petrol gauge

Start your tape and listen to Extract K.

Exercise K Give brief answers to these questions as they are answered in the Extract.

- 1 How are we for petrol?
- 2 It's not in the red, is it?
- 3 How much petrol have we got?
- 4 Is the air-vent open?
- 5 Is it cold?

Extract L Sarah drives through a busy junction.

Sarah has to drive out of a side road into a busy main road. Then she turns into the park where there is a speed limit.

a major road a main road.

the right-hand stream the line of cars on the right.

the line here, the white line at the end of the side road.

all clear here, no cars are coming.

change up change into a higher gear.

the stream here, the line of cars all travelling at about the same speed.

thirty i.e. thirty miles an hour.



Start your tape and listen to Extract L.

Exercise L

This is recorded on your tape. Stop your tape after each of Mary's four statements and write down something which Sarah could have said after each one to contradict or question what her mother says. There are many possible answers, some more polite than others! The first one is done for you.

1 'Now you can go into the park.'

Possible answers: 'I'd rather not.'

'Why do we always go into the park?'

'No, I'm sick of going into the park.'



Start your tape for Exercise L.

Extract M

Sarah drives on through the park.

As Sarah drives on through the park, she has to slow down to wait for some deer to cross the road.

doing just thirty travelling at just thirty miles an hour.

take your time don't hurry.

signal out indicate that you intend to move out (to go round the parked car).

cute attractive, pretty.



deer

Exercise M1

While you are listening to Extract M, write down what Sarah and her mother see as they drive along. You should find three things.



Start your tape and listen to Extract M.

Exercise M2

Listen again to the first part of the Extract and write out the passage in full.

'Careful! There are some They're going to stop.'