

SIDE *by* SIDE

**ACTIVITY
WORKBOOK**

SECOND EDITION

2



Steven J. Molinsky
Bill Bliss
with
Carolyn Graham

SIDE *by* SIDE

ACTIVITY WORKBOOK

Second Edition

2



Steven J. Molinsky

Bill Bliss

with

Carolyn Graham

Contributing Authors

Elizabeth Handley / Katharine Kolowich / with Mary Ann Perry



PRENTICE HALL REGENTS Englewood Cliffs, New Jersey 07632

Editorial/production supervision: Janet Johnston
Art supervision: Karen Salzbach
Manufacturing buyer: Peter Havens
Cover design: Kenny Beck

Illustrated by Richard E. Hill



© 1989 by Prentice-Hall Inc.
A Division of Simon & Schuster
Englewood Cliffs, New Jersey 07632

All rights reserved. No part of this book may be reproduced, in any form or by any means, without permission in writing from the publisher.

Printed in the United States of America

10 9 8 7 6 5 4 3 2 1

ISBN 0-13-811746-2

Prentice-Hall International (UK) Limited, *London*
Prentice-Hall of Australia Pty. Limited, *Sydney*
Prentice-Hall Canada Inc., *Toronto*
Prentice-Hall Hispanoamericana, S.A., *Mexico*
Prentice-Hall of India Private Limited, *New Delhi*
Prentice-Hall of Japan, Inc. *Tokyo*
Simon & Schuster Asia Pte. Ltd., *Singapore*
Editora Prentice-Hall do Brasil, Ltda., *Rio de Janeiro*



CONTENTS

- 1** Like to
Review of Tenses:
Simple Present
Simple Past
Future: Going to
Time Expressions
Indirect Object Pronouns **1**
- 2** Count/Non-Count Nouns **11**
- 3** Partitives
Count/Non-Count Nouns
Imperatives **22**
- 4** Future Tense: Will
Time Expressions
Might **32**
- 5** Comparatives
Should
Possessive Pronouns **41**
- 6** Superlatives **54**
- 7** Directions **64**
- 8** Adverbs
Comparative of Adverbs
Agent Nouns
If-Clauses **72**
- 9** Past Continuous Tense
Reflexive Pronouns
While-Clauses **84**
- 10** Could
Be Able to
Have Got to
Too + Adjective **93**
- 11** Must
Must vs. Should
Count/Non-Count Nouns
Past Tense Review **103**
- 12** Future Continuous Tense
Time Expressions **111**
- 13** Some/Any
Pronoun Review
Verb Tense Review **120**
- Tape Scripts for Listening Exercises **133**
- Correlation Key **136**

A. LIKES AND DISLIKES

1


bake eat study visit watch
 dance play teach wait for write to

like to
 likes to

don't like to
 doesn't like to



1. Alan likes to play chess.



2. Mrs. Johnson doesn't like to teach.



3. Ted and Patty like to eat ice cream.




4. Mr. and Mrs. Taylor like to travel.



5. Susan likes to visit her grandparents.



6. David likes to read.



7. We like to watch TV together.



8. I don't like to cook.



9. Mary likes to write to her friends.



10. Mr. Jackson doesn't like to wait for the train.



B. RHYTHM AND RHYME: *She Likes to Ride*

Listen. Then clap and practice.

She likes to ride.

He likes to walk.

She likes to listen.

He likes to talk.

They like to swim.

We like to sail.

I like to open

the morning mail.

He likes to read.

She likes to write.

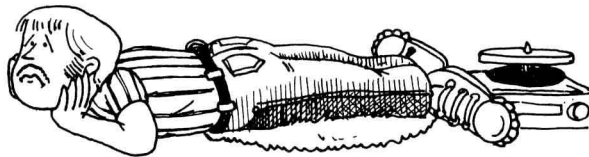
I like to stay up

late at night.



C. RHYTHM AND RHYME: *I Don't Like to Rush*

Listen. Then clap and practice.



I don't like to rush. Do you?

I don't like to hurry.

I don't like to get upset.

I don't like to worry.

I'm not going to rush. Are you?

I'm not going to hurry.


I'm not going to get upset.

I'm not going to worry!



D. RHYTHM AND RHYME: *He Doesn't Like to Watch TV*

Listen. Then clap and practice.



He doesn't like to watch TV.

He doesn't like to dance.

He doesn't like to cook or sew

or wash or iron his pants.

She doesn't like to go to the beach.

She doesn't like to shop.

She doesn't like to vacuum her rugs

or dust or wax or mop.

E. WRITE ABOUT YOURSELF

What do you like to do?

1. I like to
2.
3.
4.
5.

What don't you like to do?

1. I don't like to
2.
3.
4.
5.

F. DAY AFTER DAY

brush	clean	do	go	read	take	wash
buy	cry	get up	have	sing	talk	write



1. Tommy talks to his girlfriend every evening.

Yesterday evening he talked to
his girlfriend.

Tomorrow evening he's going to talk
to his girlfriend.



2. Bobby and Billy _____ their bedroom every Saturday.

Last Saturday they _____
_____.

Next Saturday _____
_____.



3. Mr. Nelson _____ his car every Sunday.

Last Sunday he _____
_____.

Next Sunday _____
_____.



4. I _____ to my son every week.

Last week I _____
_____.

Next week _____
_____.



5. We _____ together every Sunday.
 Last Sunday we _____
 _____.
 Next Sunday _____
 _____.

6. Our baby _____ every night.
 Last night she _____
 _____.
 Tomorrow night _____
 _____.



7. My children _____ dessert every evening.
 Yesterday evening they _____
 _____.
 Tomorrow evening _____
 _____.

8. I _____ at 8:00 every morning.
 Yesterday morning I _____
 _____.
 Tomorrow morning _____
 _____.



9. Mrs. Green _____ the newspaper every morning.
 Yesterday morning she _____
 _____.
 Tomorrow morning _____
 _____.

10. My mother and father _____ to the movies every Saturday.
 Last Saturday they _____
 _____.
 Next Saturday _____
 _____.



11. Robert _____ bananas every week.

Last week he _____

_____.

Next week _____

_____.




12. Our children _____ their teeth every morning.

Yesterday morning they _____

_____.

Tomorrow morning _____

_____.



13. Anna _____ the bus every morning.

Yesterday morning she _____

_____.

Tomorrow morning _____

_____.



14. My brother and I _____ our exercises every afternoon.

Yesterday afternoon we _____

_____.

Tomorrow afternoon _____

_____.

15. I every

Yesterday/Last I

Tomorrow/Next



G. RHYTHM: *I'm Not Going to Call Him Again*

Listen. Then clap and practice.

- A. Are you going to call Bill?
- B. No, I'm not.
I called him twice and he didn't answer.
I'm not going to call him again.



- A. Are you going to write to Sue?
- B. No, I'm not.
I wrote to her twice and she didn't answer.
I'm not going to write her again.



- A. Are you going to the bank?
- B. No, I'm not.
I went there twice and it wasn't open.
I'm not going to go there again.



- A. Are you going to marry Joan?
- B. No, I'm not.
I asked her twice and she said "No."
I'm not going to ask her again!



H. WHAT'S JUDY GOING TO GIVE HER FAMILY?



Judy is looking for presents for her family.
Here's what she's going to give them.

1. Her brother George loves sports. _____ *She's going to give him a football.*
2. Her Aunt Betty likes to read. _____
3. Her cousins Peter and Nancy really like to eat. _____
4. Her daughter likes to listen to music. _____
5. Her son is never on time. _____
6. Her grandmother loves clothes. _____
7. Her father and mother like to travel. _____
8. Her grandfather loves pets. _____




I. PRESENTS

- | | |
|--|---|
| 1. Last year I <u>gave</u> my husband a shirt. | This year <u>I'm going to give him</u> a tie. |
| 2. Last year Mary _____ her sister a doll. | This year _____ a bracelet. |
| 3. Last year Jack _____ his father a briefcase. | This year _____ an umbrella. |
| 4. Last year Mr. Smith _____ his children a bird. | This year _____ a cat. |
| 5. Last year Mr. and Mrs. Jones _____ their son a bicycle. | This year _____ clothes. |
| 6. Last year Peter _____ his girlfriend a photograph. | This year _____ flowers. |
| 7. Last year we _____ our mother and father candy. | This year _____ cookies. |
| 8. Last year I | This year |
| | |



J. RHYTHM AND RHYME: What Did You Give Them?

Listen. Then clap and practice.



A. What did you give Tommy for his birthday?

B. I gave him a baseball bat.

A. Did he like it? B. He said he did.

But I think he really wanted a cat!



A. What did you get Sally for her graduation?

B. I got her a black leather coat.

A. Did she like it? B. She said she did.

But I think she really wanted a boat!



A. What did you buy your parents for their anniversary?

B. I bought them a new VCR.

A. Did they like it? B. They said they did.

But I think they really wanted a car!




K. LISTEN Listen and write the correct activity under the appropriate date.

- | | | |
|---------|---------------|----------|
| bowling | sailing | swimming |
| concert | football game | doctor |
| dentist | party | wedding |

JULY						
SUNDAY	MONDAY	TUESDAY	WEDNESDAY	THURSDAY	FRIDAY	SATURDAY
				1	2	3
					bowling	
4	5	6	7	8	9	10
11	12	13	14	15	16	17
18	19	20	21	22	23	24
25	26	27	28	29	30	31



L. LISTEN Listen and write the ordinal number you hear.



- | | |
|---------------------------------------|-----------------------------|
| 1. Peter Jones _____ <i>4th</i> _____ | 9. Dr. Johnson _____ |
| 2. the Smith family _____ | 10. Mr. Jackson _____ |
| 3. The PRESTO Company _____ | 11. Hilda Green _____ |
| 4. Mary Nelson _____ | 12. flower shop _____ |
| 5. drug store _____ | 13. Dr. Rinaldi _____ |
| 6. dentist's office _____ | 14. the Larson family _____ |
| 7. Barbara Harris and her son _____ | 15. Mrs. Nathan _____ |
| 8. Mr. and Mrs. Brown _____ | 16. French restaurant _____ |

M. JOHNNY'S BIRTHDAYS

Fill in the missing words.



On Johnny's 7th birthday, his mother (take) took₁ him and his friends to the zoo.

After that, they all (go) _____₂ to a restaurant and (eat) _____₃ dessert. Johnny's friends (love) _____₄ his birthday party, but Johnny was upset because his mother didn't (buy) _____₅ him any candy at the zoo.

On Johnny's 10th birthday, he (have) _____₆ a picnic at the beach with his friends. They all (play) _____₇ baseball and (go) _____₈ swimming. Johnny's friends (love) _____₉ his birthday party, but Johnny was upset because he didn't (like) _____₁₀ his presents. His friends (give) _____₁₁ him clothes and books, but Johnny (want) _____₁₂ a football.

On Johnny's 13th birthday, he (have) _____₁₃ a party at home. His mother (cook) _____₁₄ a big dinner, and his father (bake) _____₁₅ a cake. All his friends (wish) _____₁₆ him "Happy Birthday." Johnny's friends (love) _____₁₇ his birthday party, but Johnny was upset because the girls didn't (dance) _____₁₈. They (sit) _____₁₉ and (talk) _____₂₀ and (watch) _____₂₁ TV.

On Johnny's 16th birthday, he didn't (have) _____₂₂ a party. He (go) _____₂₃ dancing with his girlfriend, and he (have) _____₂₄ a wonderful time. His friends didn't (give) _____₂₅ him presents. His father didn't (bake) _____₂₆ him a cake. But Johnny wasn't upset because his girlfriend (dance) _____₂₇ with him all night.

1. Why was Johnny upset on his 7th birthday? _____

2. Why was he upset on his 10th birthday? _____

3. Why was he upset on his 13th birthday? _____

4. Was he upset on his 16th birthday? Why not? _____


A. MISSING LABELS

Fill in the missing labels.

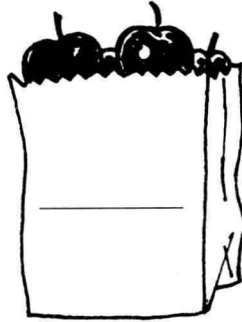
2

APPLES	BUTTER	EGGS	ONIONS
BANANAS	CHEESE	ICE CREAM	SODA
BREAD	COOKIES	MILK	SUGAR


1.



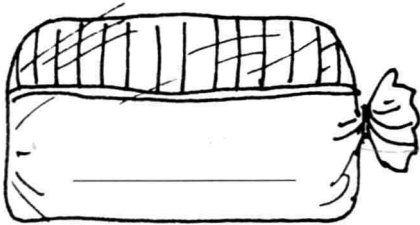
2.



3.



4.




5.




6.




7.




8.




9.



10.



11.



12.



B. LOOKING FOR FOOD

there's there are



1. *There are* some onions, *there's* some pepper, and some bananas in Jeff's kitchen.




2. some beer, some butter, some mayonnaise, some tomatoes, some milk, and some apples in our refrigerator.



3. some coffee, some salt, and some tea in Anita's kitchen.



4. some ice cream and some yogurt in Linda's refrigerator.



5. some sugar and some bread in Arthur's kitchen.




6. some wine, some eggs, some lettuce, some apples, some melons, some pears, and some celery in Stanley's refrigerator.



7. some soda, some cheese, some orange juice, some jam, and some jelly in Barbara's refrigerator.

C. I'M SORRY, BUT . . .

Look at the menu to see what Ed's Restaurant has and doesn't have today.



1. May I have some chicken and beans?
I'm sorry, but _____ *there aren't* _____
_____ *any beans* _____

2. May I have a pizza and some beer?
I'm sorry, but _____ *there isn't* _____
_____ *any beer* _____

3. May I have some yogurt and some tea?
I'm sorry, but _____

4. May I have a salad and some lemonade?
I'm sorry, but _____

5. May I have some chicken and french fries?
I'm sorry, but _____

6. May I have some cake and ice cream?
I'm sorry, but _____

7. May I have some cookies and milk?
I'm sorry, but _____

8. May I have some cheese and wine?
I'm sorry, but _____

9. May I have some bread and jam?
I'm sorry, but _____

10. May I have some cheese and crackers?
I'm sorry, but _____
