

SIDE *by* SIDE

ACTIVITY WORKBOOK

SECOND EDITION

1




Steven J. Molinsky
Bill Bliss
with
Carolyn Graham

SIDE *by* SIDE

ACTIVITY WORKBOOK

Second Edition

1



Steven J. Molinsky

Bill Bliss

with

Carolyn Graham

Contributing Authors

Elizabeth Handley with Mary Ann Perry and Christine Harvey



PRENTICE HALL REGENTS Englewood Cliffs, New Jersey 07632

Editorial/production supervision: Janet Johnston
Art supervision: Jerry Votta, Karen Salzbach
Manufacturing buyers: Laura Crossland, Peter Havens
Cover design: Kenny Beck

Illustrated by Richard E. Hill



© 1989 by Prentice-Hall Inc.
A Division of Simon & Schuster
Englewood Cliffs, New Jersey 07632

All rights reserved. No part of this book may be reproduced, in any form or by any means, without permission in writing from the publisher.

Printed in the United States of America

10 9 8 7 6 5 4 3

ISBN 0-13-811696-2

Prentice-Hall International (UK) Limited, *London*
Prentice-Hall of Australia Pty. Limited, *Sydney*
Prentice-Hall Canada Inc., *Toronto*
Prentice-Hall Hispanoamericana, S.A., *Mexico*
Prentice-Hall of India Private Limited, *New Delhi*
Prentice-Hall of Japan, Inc. *Tokyo*
Simon & Schuster Asia Pte. Ltd., *Singapore*
Editora Prentice-Hall do Brasil, Ltda., *Rio de Janeiro*



1	To Be: Introduction	1		
2	To Be + Location Subject Pronouns	5		
3	Present Continuous Tense	12		
4	To Be: Short Answers Possessive Adjectives	20		
5	To Be: Yes/No Questions Short Answers Adjectives Possessive Nouns	27		
6	To Be: Review Present Continuous Tense: Review Prepositions of Location	35		
7	Prepositions There Is/There Are Singular/Plural: Introduction	40		
8	Singular/Plural Adjectives This/That/These/Those	50		
9	Simple Present Tense	61		
10	Simple Present Tense: Yes/No Questions Negatives Short Answers	68		
11	Object Pronouns Simple Present Tense: s vs. non-s Endings Have/Has Adverbs of Frequency	75		
12	Contrast: Simple Present and Present Continuous Tenses Adjectives	82		
13	Can Have to	91		
14	Future: Going to Time Expressions Want to	99		
15	Past Tense: Regular Verbs Introduction to Irregular Verbs	112		
16	Past Tense: Yes/No Questions Short Answers WH-Questions More Irregular Verbs Time Expressions	120		
17	To Be: Past Tense	127		
	Tape Scripts for Listening Exercises	137		
	Correlation Key	140		

A. WHAT ARE THEY SAYING?

what's	my	name	from
is	your	address	you
I'm		phone number	



1. What's your name?

My name is Betty Jones.

2. _____
address?

_____ 333 Main Street.

3. _____
phone number?

_____ 868-2766.

4. _____ name?

My name _____



5. _____
address?

My _____

Harry Ross
10 River Street

6.

_____?



My phone number _____ 723-1576.

7.

Where are _____ from?

_____ Chicago.



B. NAME/ADDRESS/PHONE NUMBER

What's YOUR name, address, and phone number?

STUDENT IDENTIFICATION CARD

Name: Maria Gonzalez
 First Name Last Name

Address: 235 Main Street
Bronx, New York

Phone
 Number: 741-8906

STUDENT IDENTIFICATION CARD

Name: _____
 First Name Last Name

Address: _____

Phone
 Number: _____

My name is Maria Gonzalez.
 My address is 235 Main Street.
 My phone number is 741-8906.




My name is _____


one	two	three	four	five	six	seven	eight	nine	ten
-----	-----	-------	------	------	-----	-------	-------	------	-----


C. WRITE


1 = one 4 = 7 =
 2 = 5 = 8 =
 3 = 6 = 9 =
 10 =


D. WHAT'S THE NUMBER?


1. My address is four Main Street. 

2. My address is ten Main Street. 

3. My address is seven Main Street. 

4. My address is five Main Street. 



5. My address is nine Main Street. 



6. My address is eight Main Street. 







E. LISTEN

Listen and write the missing number.

1.  What's your phone number?  My phone number is 231-496 5 .

2.  What's your phone number?  My phone number is 743-529 .

3.  What's your phone number?  My phone number is 492-71 5 .

4.  What's your phone number?  My phone number is 637-89 6 .



F. LISTEN

Listen and put a circle around the number you hear.

1.

1	③	5
---	---	---

 3.

4	5	6
---	---	---

 5.

6	8	9
---	---	---

 2.

6	7	8
---	---	---

 4.

5	7	10
---	---	----

 6.

2	3	6
---	---	---



G. RHYTHM: *Hi, Hello!*

Listen. Then clap and practice.




- A. Hi! I'm Jack.
- B. Hello! I'm Jill.
- C. Hi! I'm Mary.
- D. Hello! I'm Bill.



- All. Jack Jill Mary Bill
 Jack Jill Mary Bill



- A. Hi! I'm Bob.
- B. Hello! I'm Tim.
- C. Hi! I'm Susie.
- D. Hello! I'm Jim.



- All. Bob Tim Susie Jim
 Bob Tim Susie Jim



H. INTONATION: *Happy Greetings*

1. Listen and repeat.



2. In groups of four, practice happy greetings.

Sue! Jim! Ellen! Tim! Mary! Dan! Jack! Ann!

Al! Sal! Bill! Jill! Ellen! Helen! Lou! Sue!

____! ____! ____! ____!

(Use your own names)

A. WHAT ARE THEY SAYING?

I'm	you	basement	living room
we're	are	bedroom	yard
they're	where	kitchen	

1.

Where are you?

I'm in the garage.

2.

Where you?

We're in the _____

3.

_____ Harry and Betty?

They're in the _____

4.

_____ you and Tom?

_____ in the _____

5.

Where _____ John and Bill?

_____ in the _____

6.

_____ you?

_____ in the _____

B. WHAT ARE THEY SAYING?

where's	she's	living room	kitchen
he's	it's	garage	



C. WHERE ARE THEY?

we	he	they
	she	
	it	


- (Mr. and Mrs Jones) 1. They are in the dining room.
- (Helen) 2. _____ is in the living room.
- (Mr. Nelson) 3. _____ is in the bedroom.
- (Fred and Tom) 4. _____ are in the attic.
- (Betty and I) 5. _____ are in the garage.
- (The newspaper) 6. _____ is in the bedroom.
- (John) 7. _____ is in the bathroom.
- (Mrs. Wilson) 8. _____ is in the basement.
- (The cat) 9. _____ is in the yard.

D. WHERE ARE THEY?

I'm	we're	he's	where's
	you're	she's	
	they're	it's	

- (He is) 1. He's in the garage.
- (I am) 2. _____ in the kitchen.
- (We are) 3. _____ in the bedroom.
- (You are) 4. _____ in the dining room.
- (She is) 5. _____ in the living room.
- (Where is) 6. _____ the newspaper?
- (It is) 7. _____ in the basement.
- (They are) 8. _____ in the yard.

E. THE FRANKLIN FAMILY



The Franklin family is at home today. (1) Mr. Franklin is in the kitchen.

(2) Mrs. Franklin is _____ . (3) Tom and Jane are _____

_____ . (4) Betty _____ .

(5) The dog _____ . (6) The cat _____

_____ .

F. WHERE ARE THEY?

he's	they're
she's	
it's	

1. Where's Mr. Franklin? He's in the kitchen.

2. Where's Mrs. Franklin? _____

3. Where are Tom and Jane? _____

4. Where's Betty? _____

5. Where's the dog? _____

6. Where's the cat? _____



G. RHYTHM: *Where's Jack?*

Listen. Then clap and practice.

- A. Where's Jack? • •
- B. He's in the kitchen. • •
- A. Where's Jill? • •
- B. She's in the dining room. • •
- A. Where's Mom? • •
- B. She's in the living room. • •
- A. Where's Fred? Fred's in bed. • •
- All. Fred's in bed. • •
- Fred's in bed. • •
- A. Jack's in the kitchen. • •
- All. Fred's in bed. • •
- A. Jack's in the kitchen. • •
- B. Jill's in the dining room. • •
- A. Mom's in the living room. • •
- All. Fred's in bed. • •



H. PRONUNCIATION: *Where Are Fred and Mary?*

Listen. Then clap and practice.

Where are = Where're Fred and Mary = Fred 'n Mary


- | | |
|---|---|
| <p>A. Where's Jack? • •</p> <p>B. Where's Jill? • •</p> <p>C. Where are Fred and Mary? • •</p> <p>D. Where's Bill? • •</p> <p>A. Where's Ed? • •</p> <p>B. Where's Sue? • •</p> <p>C. Where are Bob and Betty? • •</p> <p>D. Where are Tom and Lou? • •</p> | <p>A. Jack and Jill. • •</p> <p>B. Betty and Bill. • •</p> <p>C. Bob and Lou. • •</p> <p>D. Mary and Sue. • •</p> <p>A. Jack and Jill. • •</p> <p>B. Betty and Bill. • •</p> <p>C. Bob and Lou. • •</p> <p>D. Mary and Sue. • •</p> |
|---|---|

I. WHAT'S THE SIGN?


Fill in the signs. Then complete the sentences.




1. Tom and Mary are in the library.



2. Albert is _____.




3. Fred and Helen are _____.




4. Betty _____.



5. Rita _____.



6. Bob and Jane _____.



7. Jane _____.




8. John and Martha _____.



J. LISTEN

Listen to each sentence. Put a check (✓) next to the appropriate picture.



K. LISTEN

Listen to the following conversations. Put a circle around the right word.

1. Where are zoo you ?

5. Where We are you?

2. I'm in the car yard with Mr. Mrs. Jones.

6. I I'm in the bathroom bedroom

3. Where's Mr. Mrs. Jones?

7. Where's Where the newspaper?

4. He's She's in Mexico City.

8. Is It's in the living room.



L. INTONATION: Jane?! In Spain?!

Listen. Then clap and practice.



A. Where's Jane?

B. She's in Spain.


A. Jane?! In Spain?!



A. Where's Bill?

B. He's in Brazil.

A. Bill?! In Brazil?!



A. Where's Sue?

B. She's in Peru.

A. Sue?! In Peru?!



A. Where's Dinah?

B. She's in China.

A. Dinah?! In China?!

All. Jane's in Spain.

Bill's in Brazil.

Sue's in Peru.

Dinah's in China.

Jane's in Spain.

Bill's in Brazil.

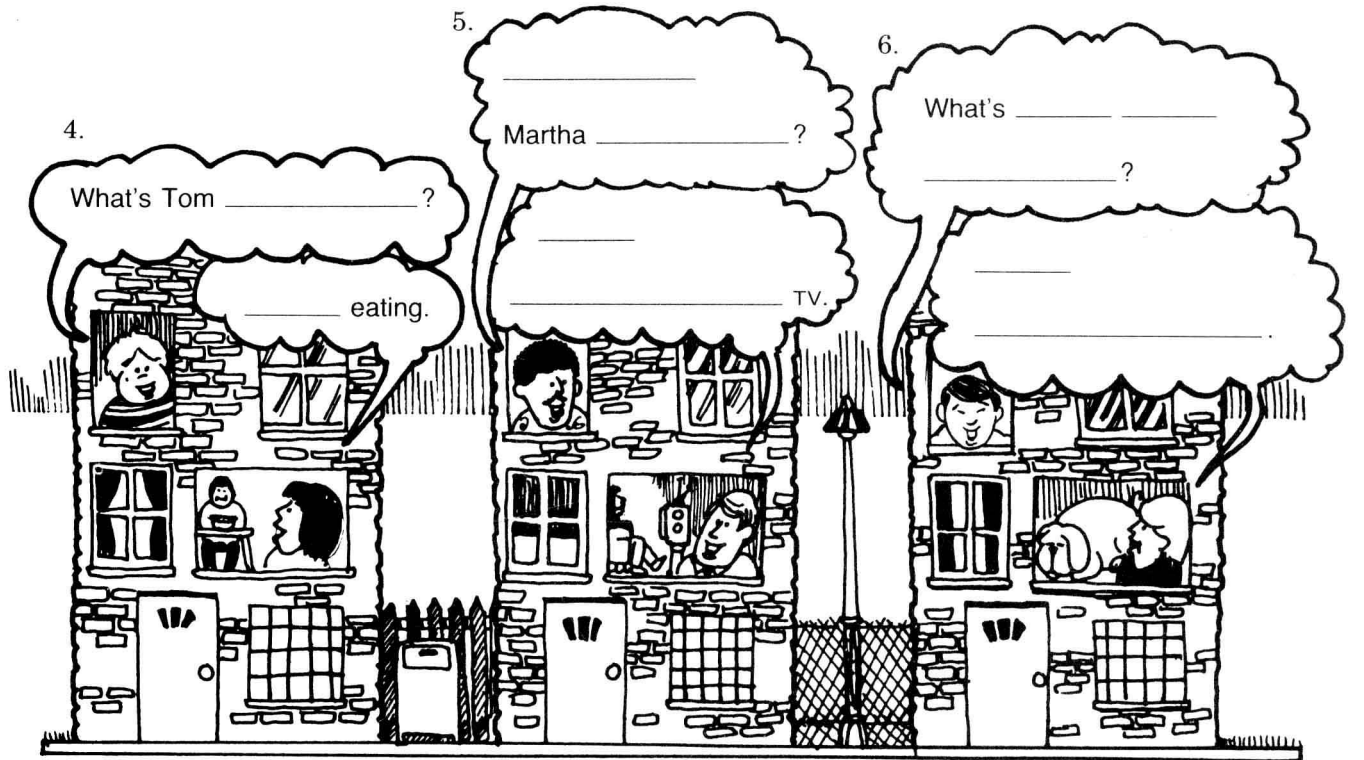

Sue's in Peru.

Dinah's in China.

A. WHAT ARE THEY SAYING?

3

doing	I'm	you
cooking	he's	the dog
sleeping	she's	what
studying	it's	what's
watching	they're	are



B. WHAT ARE THEY DOING?

dancing	listening	singing
drinking	playing	sleeping
eating	reading	watching




1. He's reading.



2. She's _____.



3. They're _____.



4. He's _____.



5. She's _____ to the radio.




6. They're _____ cards.



7. He's _____.



8. They're _____ coffee.



9. She's _____ TV.