


ADDISON-WESLEY
ESL



ACTIVITY BOOK



Michael Walker

ADDISON-WESLEY ESL

ACTIVITY BOOK

Michael Walker



Addison-Wesley Publishing Company

Reading, Massachusetts • Menlo Park, California • New York • Don Mills, Ontario • Wokingham, England
Amsterdam • Bonn • Sydney • Singapore • Tokyo • Madrid • Bogota • Santiago • San Juan

Contents

	Get Set (To accompany student pages 4-7)	3
Unit 1	All Day Long (To accompany student pages 8-23)	6
Unit 2	At School (To accompany student pages 24-39)	16
Unit 3	Neighbors (To accompany student pages 40-57)	28
Unit 4	Around Town (To accompany student pages 58-75)	40
Unit 5	Busy, Busy, Busy (To accompany student pages 76-93)	54
Unit 6	Places Near and Far (To accompany student pages 94-112)	66

Featuring EARLY LITERACY: Matching sentences to pictures 6, 8, 33, 44, 46 • Following oral directions 4, 17, 18, 42 • Comparing and contrasting 20, 32, 63 • Getting information from pictures 16, 17, 23, 28 • • **READING SKILLS** (Decoding): Sound/letter 10, 22, 34, 48, 60, 73 • • **READING SKILLS** (Comprehension): Main idea 35 • Details 50, 74 • Making inferences 53, 61 • Classifying 40-41, 54-55, 62, 66-67, 75 • Understanding sequence 3, 20, 21, 25, 30, 49 • • **WRITING SKILLS**: Complete sentences 43, 45, 56, 57, 68, 71 • Negative sentences 47, 71 • Answers to questions 45, 47 • Language experience 5, 7, 9, 17, 19, 56, 57 • • **CONTENT AREA (Math)**: Number words 4 • Math problems 12, 14, 76 • Adding 12, 13 • Subtracting 24, 51, 76 • Telling time 7, 12, 24 • Calculating time 50 • • **PREPARATION FOR STANDARDIZED TESTING**: 15, 27, 39, 53, 65, 78 • • **STRUCTURES**: Is/are, was/were 32 • Before/after 29 • Present tense 28 • Simple past tense 28, 69, 70 • Irregular past tense 71, 72 • Object pronouns 19

A Publication of the World Language Division

Project Director: Elinor Chamas

Editorial Development: Margaret Grant

Production/Manufacturing: James W. Gibbons

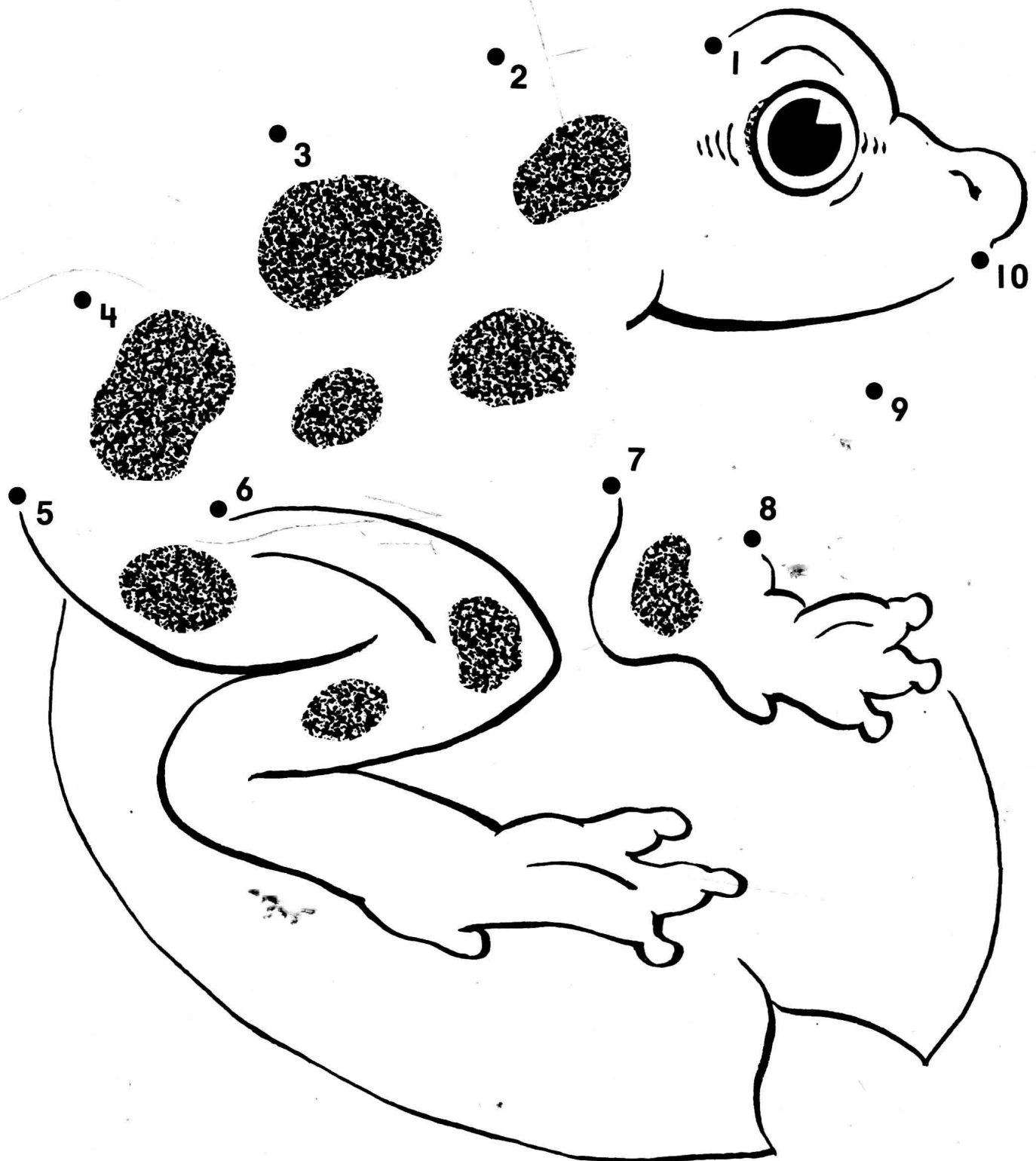
Design, Art Direction, and Production: Taurins Design Associates, New York

Cover Art: John Sandford


Illustrators: Teresa Anderko 10, 12, 13, 18, 22, 30, 36, 47, 60, 63, 76; Ellen Appleby 34, 40, 41, 45, 50, 54, 55, 56, 61, 66, 67, 73, 79; Deborah Kaplan 3; Linda Knox 24, 26, 28, 39, 43, 46, 69; Ben Mahan 4, 11, 15, 32, 71, 74; Diane Paterson 33, 44, 48, 52, 58, 68; Meryl Henderson 6, 16, 20, 23, 27, 37, 49, 51, 57, 70, 78; Debbie Pinkney 8, 17, 21, 25, 72

Copyright © 1989 by Addison-Wesley Publishing Company, Inc. All rights reserved. No part of this publication may be reproduced, stored in a retrieval system, or transmitted in any form or by any means, electronic, mechanical, photocopying, recording, or otherwise, without the prior written permission of the publisher. Printed in the United States of America.

Follow the dots.



Listen and follow directions.




© 1989 Addison-Wesley Publishing Company

(After Level B, student page 5) **Following oral directions; reviewing colors; reading number words.** First, students volunteer to read the numbers on the objects in the big picture. Then say, *What is number one?* (a bird). *Color the bird red.* Continue with each number, directing students to color the grass green, the sky blue, the flowers yellow, the tree brown, and the bus orange.

All About Me

1. My name is _____.
2. I am _____ years old.
3. My hair is _____.
4. My eyes are _____.

A Picture of Me



Find the matching picture.

Write the missing word.


c 1. My little brother is sleeping.

_____ 2. My _____ is taking a shower.

_____ 3. My _____ and _____ are getting dressed.

_____ 4. My _____ is eating.

_____ 5. My _____ is packing my lunch.



a



b



c



d



e

(After Level B, student page 11) **Matching sentences to pictures; reviewing family vocabulary.** Students match each sentence with a corresponding picture. They put the letter of the correct picture on the line provided and write the correct word(s) in the space(s) provided. After completion, model questions, such as *Who is (sleep)ing?*, and have volunteers read their answers aloud.

What Time Is It?



1. It's seven o'clock.

It's time to get up.



2. It's _____ o'clock.

It's time for breakfast.



3. It's _____ o'clock.

It's time for recess.




4. It's _____ o'clock.

It's time for lunch.



5. It's _____ o'clock.

It's time to go home.



6. It's _____ o'clock.

It's time for dinner.

Find the matching picture.

____ 1. I want to ride my bike.

____ 2. I want to play ball.

____ 3. I want to jump rope.

____ 4. I want to draw.

____ 5. I want to read.

____ 6. I want to roller-skate.




a



b



c



d



e



f

What can you do?
Circle **I can** or **I can't**.

1. I can
I can't ride a bike.

2. I can
I can't play the piano.



3. I can
I can't ice skate.

4. I can
I can't ride a horse.

5. I can
I can't play soccer.

6. I can
I can't swim.

Finish the sentence any way you like.
Draw a picture.



I can _____.


I can't _____.

(After Level B, student page 15) **Expressing ability and inability; language experience.** Students read each sentence and circle *I can* or *I can't*, according to their own abilities. Then they draw a picture of one other thing they *can* do and a picture of something they *can't* but want to learn how to do, and complete the sentences. You may need to help them with this. Allow time for volunteers to read sentences aloud.


Say the word.

Write the **first** letter you hear.


1. b



2. _____



3. _____



4. _____



5. _____



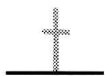
6. _____



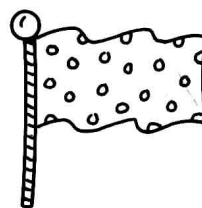
Say the word.

Write the **last** letter you hear.

7. _____



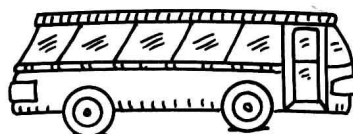
8. _____




9. _____



10. _____



11. _____




12. _____




Read and follow directions.


1. Color the school bus yellow.
2. Draw a bird in the tree.
3. Draw four flowers under the tree.
4. Draw a book on the table.
5. Draw a boy next to the desk.
6. Color the chalkboard green.



Find the matching clock.



1




2




3




4




a



b






c







d

Circle the correct clock.




5




6



7

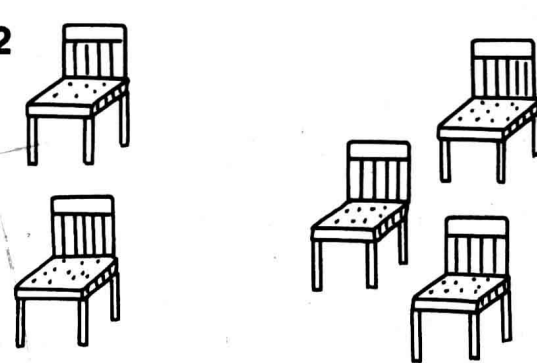


1




3 dogs


2



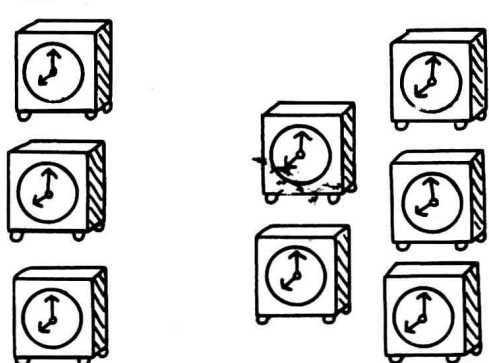
3



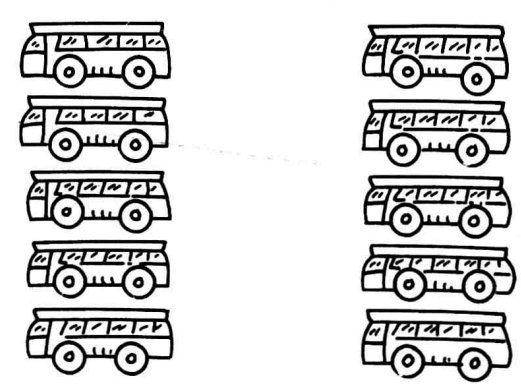
4



5



6



Read the sentences. Write the missing word.

1. Once there was a little _____ hen.

red bed read

2. "Who will help me _____ the wheat?" she asked.

play ride plant

3. "Not I," said the duck, the cat, and the _____.

dog frog bird

4. "Who will help me _____ the bread?" she asked.

plant feed eat

5. "I _____ !" said the duck, the cat, and the dog.

do am will

6. "No you _____ ." said the Little Red Hen.


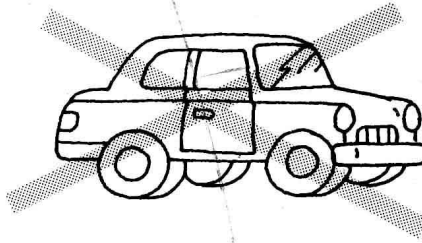

won't will can't

7. "I _____ it myself and I'll eat it myself," she said.


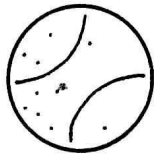
made packed talked

Read the word.
Find the picture.



1 car






2 book





3 boys



4 pencil



5 window



Look at the picture. Read the sentence.

Check **YES** or **NO**.



1



2



3



4



5



6

YES

NO

1. The principal is in the office.		
2. The librarian is eating.		
3. They are singing.		
4. He is reading.		
5. The nurse is in the hall.		
6. The teacher is writing.		