

SPRINGBOARD

ENGLISH THROUGH COMMUNICATION

VOL. 1

Springboard I

Springboard

English through communication

Roy Boardman

Sirio Di Giuliomaria

Oxford University Press

Oxford University Press
Walton Street, Oxford OX2 6DP

Oxford New York Toronto Delhi Bombay
Calcutta Madras Karachi Petaling Jaya
Singapore Hong Kong Tokyo Nairobi
Dar Es Salaam Cape Town Melbourne
Auckland

and associated companies in
Beirut Berlin Ibadan Nicosia

OXFORD is a trade mark of Oxford
University Press.

ISBN 0 19 432970 4

© Oxford University Press
& La Nuova Italia Editrice, Firenze 1982

First published 1982
Fifth impression 1986

All rights reserved. No part of this
publication may be reproduced, stored in
a retrieval system, or transmitted, in any
form or by any means, electronic,
mechanical, photocopying, recording, or
otherwise, without the prior permission of
Oxford University Press.

This book is sold subject to the condition
that it shall not, by way of trade or
otherwise, be lent, re-sold, hired or
otherwise circulated without the
publisher's prior consent in any form of
binding or cover than that in which it is
published and without a similar condition
including this condition being imposed
on the subsequent purchaser.

Illustrations by:

Sue Heap Pepper
Peter Joyce Barrie Thorpe
Ann Morrow

The publishers would like to thank the
following for permission to reproduce
photographs:

Nick Birch	The Kobal Collection
British Airways	London Transport
British Rail	National Bus Co.
British Telecom	Network
British Tourist Authority	Oxford Mail
Express Newspapers	Picturepoint
Richard and Sally Greenhill	Popperfoto
Robert Haas	Post Office
Nick Hedges	Rex Features
John Hillelson	Wimpy International Ltd.

Set Linotron 202 Gill Sans by
Tradespools Limited, Frome, Somerset
Printed in Italy by G. Canale & C. S.p.A. - Turin

Contents

Unit	Page	Topics & Situations	Functions & Language Points	Language Activities
1	5	▷ Introduction to the main characters	▷ Introducing people ▷ Asking/answering questions about people	Listening comprehension; note-taking; role-play; filling in a form; completing a dialogue
2	12	▷ Choosing photos for an article ▷ In a café ▷ Asking the way	▷ Direct/indirect speech ▷ Reporting verbs ▷ Asking for/giving directions ▷ Giving information about people.	Listening and reading comprehension; from dialogue to narration; reading a map; filling in a form; using a form to talk about people
3	24	▷ In Jerry's house: preparations for a Youth Centre meeting	▷ Saying what you and others are doing ▷ The present continuous ▷ Numbers and quantities	Listening comprehension; information gap activity; practising questions; note-taking, letter writing
4	34	▷ In the Camley Youth Centre canteen	▷ Describing people ▷ Asking for/giving information ▷ From indirect to direct speech	Listening comprehension; asking questions to obtain information
5	42	▷ At the Youth Centre: parents and members meeting	▷ Asking for/giving the time ▷ Making suggestions ▷ Expressing opinions ▷ Agreeing/disagreeing ▷ From direct to indirect questions	Listening comprehension; role-play
6	50	▷ At a post office ▷ Shopping	▷ Word order in indirect speech ▷ Asking for something ▷ Saying yes/no ▷ Expressing impressions and feelings	Listening comprehension; reading: scanning; asking/answering questions; dialogue writing; guided narration: multiple choice; role-play
7	63	▷ On the phone	▷ Talking about the past ▷ The past continuous ▷ Understanding instructions	Listening activities; completing a dialogue; reading: scanning; pronunciation exercises; making a phone call; note-taking
8	72	▷ A visit from friends ▷ A telephone conversation	▷ Asking people to do something ▷ Saying yes/no ▷ Using informal/formal language ▷ Reporting verbs	Listening activities; reading: scanning; role-play; guided narration: space filling exercise; letter writing
9	83	▷ Writing to a pen-friend ▷ Sunday tea	▷ Offering, accepting, refusing ▷ Thanks and replies to thanks ▷ Informal/formal language ▷ Reporting verbs: say/tell ▷ Reported speech: yes/no answers	Listening comprehension; guided narration: space filling exercise; note-taking leading to letter writing; reading: answering questions; narrating from a comic strip

Unit	Page	Topics & Situations	Functions & Language Points	Language Activities
10	95	▷ Culture: eating in Britain and in the student's country ▷ Eating out	▷ Asking for/giving advice ▷ Accepting/rejecting advice	Reading activities: note-taking, skimming; narrating from a comic strip
11	104	▷ Culture: accommodation in Britain and in the student's country ▷ Rules and regulations	▷ Stating intentions ▷ Decisions and intentions: I'll/I'm going to . . . ▷ The simple past and the present perfect	Listening comprehension; note-taking; asking questions; letter writing; identifying symbols; filling in a form; role-play; guided narration: space filling exercise
12	118	▷ Culture: travelling in Britain and in the student's country ▷ Tom speaks with his headmaster	▷ Asking for, giving and refusing permission ▷ The future: plans, intentions, predictions	Using notes for a talk; reading: answering questions; listening comprehension activities; narration: completing a story
13	131	▷ Culture: transport in London and in a large city of the student's country ▷ Bad news for Kay and Jerry	▷ Possibility/ability ▷ Obligation/necessity	Note-taking; asking for/giving directions; role-play; listening comprehension activities; narration: completing a story
14	142	▷ Shopping in London ▷ A rehearsal for the Youth Centre show	▷ Countables/uncountables ▷ Complaints/apologies	Reading comprehension activities: true/false, note-taking; role-play; listening comprehension; reading: scanning
15	154	▷ Culture: pubs, entertainment in London and in the student's town ▷ Booking seats for the show	▷ Inviting, accepting, refusing ▷ Likes, dislikes, preferences	Pre-reading activities; reading comprehension; letter writing; role-play; listening comprehension
16	162	The dress rehearsal of the show	▷ Expressing anger, impatience, obligation	Reading & listening comprehension activities; reading a poem; role-play
17	168	After the show	▷ Compliments, congratulations	Listening comprehension; answering questions; role-play; reading a newspaper review; dialogue completion

Unit 1

Meet the ABC Countdown

1.1 Listening

Kay Townley and Jerry Wright are at a Camley Youth Centre dance.

▶ **Jerry** Hello, Kay.
Kay Hello, Jerry.

Kay Look! It's the ABC Countdown.

Jerry Yes!

Announcer And now, it's time for the ABC Countdown!
A is...

Adrian Adrian. Adrian Bell.
I'm sixteen.
I play the guitar.

Announcer Thank you, Adrian.
B is...

Brian Brian. Brian Yates.

Announcer How old are you, Brian?

Brian Seventeen.
I play the organ.

Announcer Thank you, Brian.
C is...

Cliff Cliff. Cliff Sound.
I'm eighteen.

Announcer What do you play, Cliff?


Cliff The drums.

Announcer Thanks, Cliff.
Thank you, ABC Countdown.

Adrian } Countdown!

Brian } 10-9-8-7-6-5-4-3-2-1...

Cliff }



1.2 Listen to the dialogue and complete the chart.

The ABC Countdown

First name	Surname	Age	Instrument

1.3 Role Play

Imagine you are Adrian. Answer the questions.

- 2 ▷ **Interviewer** Hello.
Adrian
Interviewer What's your name?
Adrian
Interviewer How old are you?
Adrian
Interviewer Do you play an instrument?
Adrian
Interviewer Thanks, Adrian.

1.4 Pair work

Now practise dialogue 1.3 with a partner. One is the interviewer, the other is Adrian. Then change.

- 1.5 Do the same for Brian and Cliff.

- 1.6 Complete the chart for you and your partner. Ask your partner questions like:

What's your first name?

What's your surname?

How old are you?

Do you play an instrument?

You and your partner


First name	Surname	Age	Instrument

- 1.7 Listen to Kay and Jerry.



- 3 ▷ **Kay** Look! It's the ABC Countdown.
Jerry Yes, they're great. I like them.
Jerry Look! It's the Dynamos.
Kay Yes, but I don't like them.

Now look at these pictures and talk to your partner in the same way.



4 ▷ 1.8 Listen to the dialogues. Kay, Jerry and their parents are looking at magazine pictures.



1.9 Use the magazine pictures in 1.8 to practise dialogues with your partner.

Example:

- 5 ▷ **You** Who's this?
Your partner It's Jane Fonda.
You Who is she?
Your partner She's an actress.
I like her *or* She's great *or* I don't like her.

6 ▷ 1.10 Listen to Kay and Jerry. They are playing a guessing game.



Kay Who is number 1?
Jerry I think it's Sophia Loren.
Kay Yes. Who is she?
Jerry She's a film star.
Kay That's right.

Jerry Who is number 2?
Kay I think it's Peter Sellers.
Jerry No, it's not.
Kay Who is it, then?
Jerry It's James Stewart. He's a film star.

Kay Who is number 3?
Jerry I don't know.

Do you know? Continue the game with your partner.

7 ▷ I.11 Listen to the dialogues.



Work in pairs. Ask the same questions of these personalities.




1



2



3



4



5



6

8 ▷ I.12 Listen to the dialogue, then ask and answer questions in the same way.

- A Where is Sophia Loren from?
B She's from Italy.
A So she's Italian.
B Of course.
A Which part of Italy is she from?
B I don't know.

I.13 Communication task

Practise with your partner:

- A Where are you from?
B I'm from (country).
A Which part of (country) are you from?
B (Town).
A What's your address?
B (Address).

1.14 Pen-friends

Imagine you write to an agency asking for a pen-friend. This is the information you give about yourself.

First name _____ Surname _____
 Age _____ Nationality _____
 Address _____ Phone _____
 School _____
 Year at school _____
 Interests/Hobbies _____

I would like to correspond with pen-friends of my age who study English.

1.15 You have just arrived in England. Fill in your embarkation card.

IMMIGRATION ACT 1971		EMBARKATION CARD	
Family name (in block letters)		Number of passport	
Forenames		Sex	
Date and place of birth		Nationality	
Signature		Full address in United Kingdom	
BFV		FOR OFFICIAL USE	
		DAS 89 A1	

1.16 If somebody does not understand your name and the name of the town you come from, he may ask:

Will you spell it, please?

9 ▷ Can you do it? Listen to the people on the tape.

1.17 You meet Kay and Jerry. You say:

You Hello, Kay. I'm (your name)

Kay Hello.

Jerry I'm Jerry.

You Hello.

And you meet their parents:

You How do you do, Mrs Wright. I'm (your name)

Mrs Wright How do you do.

10 ▷ 1.18 Continue the conversation with Kay and Jerry. Answer their questions.

Jerry Where are you from?

You _____

Kay We want to write to you. What's your address?

You _____

Jerry My address is 33 Prince Street, Camley. Can you spell Camley?

You _____

Kay And mine's 47 Trout Street. That's in Camley, too. Can you spell Trout?

You _____

Jerry We like music. What about you?

You _____

Kay Do you play an instrument?

You _____

Kay There's a dance at Camley Youth Centre tonight. Do you want to come?

You _____

Now you ask Kay and Jerry some questions. Practise in groups of three.

1.19 Checkpoint

Write your answers:

A About yourself

(a) Hello. What's your name?

(b) How old are you?

(c) Where are you from?

(d) What is your address?

(e) Do you play an instrument?

(f) What group do you like?

(g) Do you like the Pink Floyd?

(h) What's your phone number?

B About the people of Camley

(a) Who are Adrian, Brian and Cliff?

(b) How old are they?

(c) What is Brian's surname?

(d) What instruments do they play?

(e) Are Kay and Jerry members of the Camley Youth Centre?

(f) Are you a member?

(g) What is Jerry's address?

(h) Where does Kay live?

Unit 2

Development

2.1 Listening

11 ▷ The ABC Countdown are choosing photographs for an article in the local newspaper, *The Camley News*.

Cliff Look, this is a good photo. It's you, Brian, at the piano, isn't it? And who's this with you?

Brian Who? Oh, that's my brother Robert. I was... what... fourteen then. I played the piano then, not the organ.

Cliff But that's OK for the article.

Brian So that's one. Now what about you two?

Adrian Here's a photo of me with my Mum and Dad.

Cliff How old are you here? Ten? Eleven?

Adrian Ten? No... That's me when I was thirteen.

Brian Thirteen? You can't be. Look, that's Cliff's sister with you. That was five years ago, at Southend.

Adrian Oh, yes, you're right. Five years ago! But it's no good for the article. This one's all right. Look, this is me two years ago with...

Brian That's a big guitar! It can't be your first one!

Adrian It's my father's. What do you think? Is it all right for the article?

Cliff It's fine.

Brian Yes, it's all right.

Cliff Now, one of me. What about this?

Adrian It's in colour.

Cliff So what?

Adrian Ours are in black and white. I think they want black and white photos for the article.

Cliff All right. What about this one, then?

Brian Of you in the Scouts?

Cliff Yes, ... playing the trumpet!

Brian So that's decided.



2.2 True or false?

Mark the sentences 'true' or 'false'.

	True	False
(a) The ABC Countdown are taking photographs.	<input type="checkbox"/>	<input type="checkbox"/>
(b) In one photograph Brian is playing the organ.	<input type="checkbox"/>	<input type="checkbox"/>
(c) In another photograph Adrian is with his mother and father.	<input type="checkbox"/>	<input type="checkbox"/>
(d) Adrian is sixteen now. In one photograph he is eleven.	<input type="checkbox"/>	<input type="checkbox"/>
(e) The big guitar was Adrian's.	<input type="checkbox"/>	<input type="checkbox"/>
(f) The photograph of Adrian with a big guitar is no good for the article.	<input type="checkbox"/>	<input type="checkbox"/>
(g) The colour photograph of Cliff is all right for the article.	<input type="checkbox"/>	<input type="checkbox"/>
(h) <i>The Camley News</i> wants black and white photographs.	<input type="checkbox"/>	<input type="checkbox"/>
(i) Cliff was a Boy Scout.	<input type="checkbox"/>	<input type="checkbox"/>
(j) They choose three photographs for the newspaper.	<input type="checkbox"/>	<input type="checkbox"/>

2.3 Reading

Here is the article in *The Camley News*. As you read, mark the sentences on the following page 'true' or 'false'.

Camley News, Thursday, November 19.

KNOW YOUR ABC COUNTDOWN?

Think you know your ABC? Look at this new one!

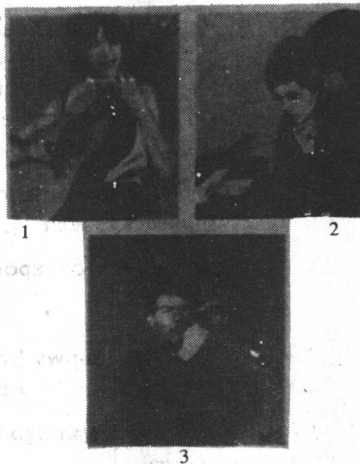
A is for Adrian Bell. He's the one with the guitar. He's 16. He began playing two years ago, and he's the one with the big guitar in picture 1 on the right. He was 14 then, and the guitar is his father's.

B is for Brian. Brian Yates. He's the one at the organ. He's 17. Look at picture 2 on the right: that's Brian with his brother Robert. He played the piano when he was 14, and began playing the organ only a year ago.

C is for Cliff. Cliff Sound. He's playing a trumpet in the picture. That was when he was a Scout. But he makes another sound now, on the drums. Cliff is 18.

The boys all learnt *their* ABC at Camley Comprehensive School, and they played — as the *ABC Countdown* — at the Camley School Youth Centre Dance last Saturday. Pupils at the school, and members of the Youth Centre, think their old school mates are on the road to success.

Look out for their first single next week. It's *Introduce Yourself* on the *New Voices* label.



2.4 True or false?

	True	False
(a) Adrian began playing the guitar when he was sixteen.	<input type="checkbox"/>	<input type="checkbox"/>
(b) He began playing the guitar two years ago.	<input type="checkbox"/>	<input type="checkbox"/>
(c) He is sixteen now.	<input type="checkbox"/>	<input type="checkbox"/>
(d) His father can play the guitar.	<input type="checkbox"/>	<input type="checkbox"/>
(a) Brian plays the piano now.	<input type="checkbox"/>	<input type="checkbox"/>
(b) He began playing the organ when he was sixteen.	<input type="checkbox"/>	<input type="checkbox"/>
(c) He is seventeen years old.	<input type="checkbox"/>	<input type="checkbox"/>
(d) His brother Robert can play the piano.	<input type="checkbox"/>	<input type="checkbox"/>
(a) Cliff plays the drums now.	<input type="checkbox"/>	<input type="checkbox"/>
(b) He played the trumpet when he was a Scout.	<input type="checkbox"/>	<input type="checkbox"/>
(c) He was a Scout when he was eighteen.	<input type="checkbox"/>	<input type="checkbox"/>
(d) He is eighteen now.	<input type="checkbox"/>	<input type="checkbox"/>
(a) Adrian, Brian and Cliff went to Camley Comprehensive School.	<input type="checkbox"/>	<input type="checkbox"/>
(b) They were a great success when they played at the Youth Centre dance.	<input type="checkbox"/>	<input type="checkbox"/>
(c) Their first record is called <i>New Voices</i> .	<input type="checkbox"/>	<input type="checkbox"/>
(d) Their first record is an LP.	<input type="checkbox"/>	<input type="checkbox"/>

2.5 Compare the spoken with the written sentences (Dialogue 2.1). Discuss the differences with your teacher.

- (a) Cliff shows Brian a photograph and says it is a good one.
- (b) Cliff asks Brian who it is with him.
- (c) Brian says that it is his brother Robert.
- (d) He adds that he was 14, and played the piano then.
- (e) Brian wants to know about Cliff and Adrian.

The spoken sentences are **direct speech**. The written sentences are **indirect speech**.

In **indirect (or reported) speech** we use **reporting verbs**. Here are some of them:

He/She	shows	him something something to him
	wants to know if...	(to get information)
	asks	if... (to get information) for... (to get something)
	says	that...
	adds	

Now change the following sentences from direct to indirect speech. Use the verbs on the right.

- | | | |
|-------------------|---|-------------------------|
| (a) Adrian | Here's a photo of me with my Mum and Dad. | shows |
| (b) Cliff | How old are you here? | asks |
| (c) Adrian | That's me when I was thirteen. | says |
| (d) Brian | Thirteen? You can't be. | says |
| (e) Brian | Look, that's Cliff's sister with you. | says |
| (f) Brian | That was five years ago, at Southend. | adds |
| (g) Adrian | What do you think? Is it all right? | wants to know if |

2.6 Dialogue and narration

Indirect speech is often used in **narration**. Look at this example and notice the differences between **dialogue** and **narration**.

Dialogue

Cliff Look, this is you at the piano.
And who's this with you?

Narration

Cliff shows Brian a photo of him at the piano. He asks Brian about the boy who is with him.



Brian That's my brother Robert.
I was fourteen then. I played the piano then, not the organ.

Brian says it's his brother Robert, and adds that he was fourteen when the photo was taken and he played the piano, not the organ, then.


2.7 What does Cliff say?



Cliff says that the 207 bus leaves from across the street.

Note the changes: It → the **207 bus** over there → **across the street**

2.8 Turn direct into indirect speech. Use the reporting verbs given.
Look at the example:

Direct speech	Verb	Indirect speech
	wants to know	Jack wants to know the name of the man in the black hat.

Now you do the same.

(a)		asks for	
(b)		asks if	
(c)		wants/asks for	
(d)		asks if	
(e)		suggests that	
(f)		orders	
(g)		tells	
(h)		asks ... to	