

# High Rollers

A Course in Casino English

by  
MPI-Bell Centre of English  
of  
Macao Polytechnic Institute

Student's Book 1

Macao Polytechnic Institute    Institute For Tourism Studies

Macao Tourism and Casino Career Centre

# High Rollers

A Course in Casino English

by  
MPI-Bell Centre of English  
of  
Macao Polytechnic Institute



Macao Polytechnic Institute      Institute For Tourism Studies

Macao Tourism and Casino Career Centre

**High Rollers**  
**A Course in Casino English**  
**Student's Book 1**

**Written by:** MPI-Bell Centre of English, Macao Polytechnic Institute

**Published by:** Macao Polytechnic Institute  
Institute for Tourism Studies  
- Macao Tourism and Casino Career Centre

**Websites:** <http://www.ccc.edu.mo>  
<http://ipm.edu.mo/bellcentre>

**Cover Design:** Choi Kun Kao

**Printed by:** Tipografia Welfare Limited

**Second Edition:** January 2006

**First Printing** January 2006

**Number of Copies:** 2,000

**Price:** MOP88.00

**ISBN** 99937-58-04-3

*Copyright ©2005, 2006 by CCC & MPI-Bell*  
*All rights reserved*  
*Printed in Macao SAR, PR China*



# Contents


Unit 1	Greetings and Introductions	1
Unit 2	Meeting People	4
Unit 3	Jobs	8
Unit 4	Times and Routines	11
Unit 5	Likes and Dislikes	14
Unit 6	Poker	19
Unit 7	Talking About the Weather	23
Unit 8	Socialising	26
Unit 9	On the Telephone	29
Unit 10	How often do you...?	35
Unit 11	Counting Things	38
Unit 12	Local Knowledge	43
Unit 13	Dealing with Complaints	46
Unit 14	Finding the Right Place	51
Unit 15	Appearances	56
Unit 16	Blackjack	60
Unit 17	Baccarat	64
Unit 18	Experiences	71
Unit 19	Roulette	75
Unit 20	Talking About Macao	80
Unit 21	Rules and Regulations	83
Unit 22	Craps	87
Unit 23	Describing Things	93
Unit 24	Slot Machines	99
Unit 25	Sic Bo	104
Unit 26	Talking about the Future	107
Appendix 1: ordinal numbers		110
Appendix 2: verbs		111
Appendix 3: phonetic symbols		112

# Unit 1 Greetings and Introductions

## 1 How are you?


### Greetings

Good morning.



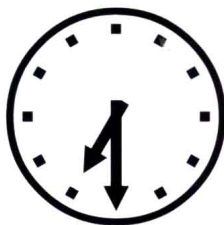
7.30am

Good afternoon.



3.30pm

Good evening.



7.30pm

### Introductions

1. Match the questions/comments on the left with the answers/responses on the right.

{  
How are you?  
What's your name?  
Where are you from?  
Nice to meet you.  
}

{  
I'm from England.  
I'm fine, thanks.  
Nice to meet you too.  
My name's Emily Harman.  
}

**2. Intonation:** when you ask a Wh-question (one which begins with one of the question words *How, Which, Why, Who, What, When, Where, or Whose*) the intonation goes down on the last syllable.

What's your name?

Look at the questions above and practice saying them with the correct intonation.

## 2 A first meeting

1. Read the dialogue below. Then practise it with a partner.



Hello, I'm Mike.

Hello, I'm Tim. Nice to meet you.



Nice to meet you too.  
Where are you from?

I'm from Portugal.



Oh, you're Portuguese.

Yes, and you?



I'm from Macao.

2. Now introduce yourself to your classmates. Remember to shake hands.

# 3 Nationalities

Fill in the missing words in the dialogues.



David: Sarah, where are you from?  
David: Oh, you're **British**?

Sarah: I'm from **Britain**.



Peter: Yoko, where are you from?  
Peter: Oh, you're .....?

Yoko: I'm from .....



Jane: Randy, where are you from?  
Jane: Oh, you're .....?

Randy: I'm from.....



John: Maria, where are you from?  
John: Oh, you're .....?

Maria: I'm from.....



Simon: Robin, where are you from?  
Simon: Oh, you're..... ?

Robin: I'm from.....

# 4 Classroom Questions

1. During the course you will discover some new words. You will want to know the spelling, meaning and pronunciation of these new words. What questions will you ask your teacher? Write a question for a, b and c.

- a) the spelling .....
- b) the meaning.....
- c) the pronunciation.....

2. Mark the last syllable for each sentence with an arrow to show the intonation.

3. Read the questions out loud to your partner to practice your intonation.

# Unit 2 Meeting People

## 1 Personal information

1. Complete the gaps in the grammar box below.

GRAMMAR BOX: positive, negative and short forms of the verb <i>be</i>			
+	short form	-	short form
I am	.....	I am not	I'm not
You are	You're	.....	You aren't
.....	He's	He is not	.....
She is	She's	.....	.....
.....	We're	We are not	We aren't
They are	.....	.....	.....

2. a) Put these questions into the correct order and write them in the spaces.

A: 's/your/name/what?

A: \_\_\_\_\_

B: you/old/are/how?

B: \_\_\_\_\_

C: are/married/you?

C: \_\_\_\_\_

D: how/you/are?

D: \_\_\_\_\_

E: married/is/teacher/your?

E: \_\_\_\_\_

F: student/a/you/are?

F: \_\_\_\_\_

G: from/you/England/are?

G: \_\_\_\_\_

b) Now draw arrows above each sentence to show the intonation.

3. a) Write questions to find out the following information from your partner:

Nationality \_\_\_\_\_

Job \_\_\_\_\_

Address \_\_\_\_\_

Marital status \_\_\_\_\_

Age \_\_\_\_\_

b) Now ask and answer your partner's questions.



# 2 Reading for specific information

There are many reading skills. One reading skill is reading for specific information. This means that you scan the text. You don't need to understand all the words you read, just as long as you can find the information you are looking for.

1. Read the following questions. You are going to scan the text below to find out the answers to these questions. You don't need to write sentences; you can just write one word for the answers.

- 1. Where is he from? .....
- 2. What is his job? .....
- 3. How old is he? .....
- 4. Is he married? .....
- 5. Does he have any children? .....
- 6. Does he speak Chinese?.....
- 7. What are his hobbies? .....
- 8. How long has he been in Macao? .....
- 9. Does he like Macao? .....



Peter has lived in Macao for seven years, so soon he will become a permanent resident. He is originally from the UK but his parents are Chinese. He speaks a little Cantonese but cannot write it. He will soon be 40. He has a busy life as he is working in a casino as a manager. He is married and has three children under 5. He doesn't get much free time but when he does he likes to swim and read. He loves living in Macao and is very happy with his life.

# 3 The Syllable Game

## The Rules

- A: You need to play this game with a partner. The winner is the player who gets the most points.
- B: To win points, you must make a straight line of four or more squares. The line can be horizontal, vertical or diagonal.
- C: To make a line you must win the squares that are next to each other. You can win a square by throwing the dice. If the dice shows 1 or 4, you can win any square with a 1-syllable word in it. If the dice shows 2 or 5, you can win any square with a 2-syllable word in it. If the dice shows 3 or 6, you can win any square with a 3-syllable word in it.
- D: Players must take turns to throw the dice and win squares. When you win a square, draw your symbol X or O in the square.
- E: When all the squares are full, count your points; four points for every line of four squares, five points for every line of five squares, and six points for every line of six squares.

car	bicycle	cheese	sunny	jeans	understand
bird	trousers	little	night	aeroplane	yellow
newspaper	mouth	airport	telephone	tennis	green
bottles	elephant	morning	fruit	cinema	football
shoes	photograph	eight	remember	school	blouse
banana	number	beautiful	train	somebody	something

# 4 Word stress



Whenever you learn a new word, you should make a note of its stress pattern. This is very important if you want to be understood.

Oo	oO	Ooo	oOo	ooO
sixty	sixteen	telephone	banana	understand

Put the words in the box below into the correct column above.

yellow	Portuguese	cinema	football	somebody
repeat	computer	remember	photograph	afternoon
morning	China	Chinese	Japan	Korea

# Unit 3 Jobs

## 1 What do they do?

What jobs do other members of your family do? Describe their jobs to your partner. For example: *My sister is a dentist.*

1. Read about Theresa and Martin.



**Theresa**

*I'm an English teacher. I come from Bristol in England, but now I'm living in Macao. I teach five days a week at the MPI-Bell Centre of English. I speak three languages: English, Cantonese and Spanish. I love animals, but I don't have any at the moment. I enjoy hiking and riding my Harley motorbike.*



**Martin**

*I'm a physicist. I'm from Berlin in Germany, but I work in Munich. I do shift work five days a week between 6am and 11pm each day. I often have to travel to China and Australia for my work. I'm also a diving instructor and I love it. Sometimes during my holidays I teach people to dive in Australia, which I enjoy a lot.*

2. Now complete the sentences about Theresa and Martin.

1. He's \_\_\_\_\_ physicist. She \_\_\_\_\_ an English teacher.
2. Theresa \_\_\_\_\_ from England. Martin is from Berlin in \_\_\_\_\_.
3. Martin \_\_\_\_\_ in Munich.
4. Theresa is \_\_\_\_\_ in Macao.
5. She \_\_\_\_\_ five days a week and he \_\_\_\_\_ shift work \_\_\_\_\_ days a week.
6. She \_\_\_\_\_ three languages, and he often \_\_\_\_\_ to China and \_\_\_\_\_.
7. She \_\_\_\_\_ animals, but she \_\_\_\_\_ have any. He \_\_\_\_\_ being a \_\_\_\_\_ instructor.
8. She \_\_\_\_\_ riding her Harley motorbike, and he enjoys \_\_\_\_\_ people to \_\_\_\_\_.



# 2 Job titles

1. Look at the pictures of staff and visitors at the Claudia Hotel, Hong Kong. Study the job titles, and then match each picture with a job. One of the job titles is not pictured.

a)

Hello. I'm a .....

b)

Good morning. I'm a .....

c)

Hello. I'm a .....

d)

Good morning. I'm a .....

e)

Hello. I'm a .....

f)

Hello. I'm a .....

g)

Good morning. I'm an .....

h)

Hi. I'm a .....

"The best hotel in Hong Kong"

- |                                      |                                       |   |
|--------------------------------------|---------------------------------------|---|
| <input type="checkbox"/> hairdresser | <input type="checkbox"/> bellboy      | <input type="checkbox"/> doorman        |
| <input type="checkbox"/> engineer    | <input type="checkbox"/> waiter       | <input type="checkbox"/> chambermaid    |
| <input type="checkbox"/> chef        | <input type="checkbox"/> receptionist | <input type="checkbox"/> security guard |

2. Which job title is not mentioned? .....

3. Which of the people mentioned above would you ask the following ?

- |   |   |
|---|---|
| 1) Could you call me a taxi, please ?<br>.....          | 5) Do you have a table for two please?<br>.....     |
| 2) Can you cook my steak 'well done'?<br>.....          | 6) How much for a cut and shampoo?<br>.....         |
| 3) Do you have a double room for three nights?<br>..... | 7) Is it possible to knock down this wall?<br>..... |
| 4) That man's drunk – can you make him leave?<br>.....  | 8) Can you take these bags to room 1205?<br>.....   |

# 3 Articles

1. Write **a** or **an** next to the job description of each picture.



1.....



2.....



3.....



4.....



5.....



6.....



7.....



8.....



9.....



10.....



11.....



12.....

2. Tick the correct sentence.

- 1

☐ He's a teacher.  
☐ He's teacher.
- 2

☐ I have a two brothers.  
☐ I have two brothers.
- 3

☐ It's an black dog.  
☐ It's a black dog.
- 4

☐ She's from Germany.  
☐ She's from the Germany.

- 5

☐ Can I ask question?  
☐ Can I ask a question?
- 6

☐ I'm going to buy a umbrella.  
☐ I'm going to buy an umbrella.
- 7

☐ He lives in United States.  
☐ He lives in the United States.
- 8

☐ Sydney is city in Australia.  
☐ Sydney is a city in Australia.


3. Add articles, where necessary, to the following sentences.

I'm waiter. I work for large hotel in Macao. I like my job because I meet people from all over world. One day I would prefer to work for American hotel. Last year I went on trip to New York and I stayed in 5 star hotel. It was wonderful to meet and talk to the waiters in restaurant.



# Unit 4 Times and Routines

## 1 What time is it?



### LANGUAGE BOX

It's ...o'clock. It's half past... It's ten to... It's ten past...  
It's a quarter to... It's a quarter past... It's twenty to... It's twenty past...

1. Write the times shown on the clocks.

a)



It's twelve o'clock.

b)



It's one o'clock.

c)



It's \_\_\_\_ o'clock.

d)



It's three \_\_\_\_.

e)



It's \_\_\_\_.

f)



It's half past one.

g)



It's half past two.

h)



It's \_\_\_\_ three.

i)



It's half \_\_\_\_.

j)




It's \_\_\_\_.

2. Listen to the teacher and draw the time on the clocks.

a)



b)



c)



d)



e)



3. Take two pencils or pens and make a 'clock'. Then practice asking and answering questions with a partner.

### Asking Questions

Excuse me, can you tell me the time please ?  
What time is it ?  
Do you have the time ?  
What's the time please ?

### Giving Answers

Yes, it's six o'clock.  
It's .....past/to.....  
It's nearly seven.  
It's just gone eleven.

## 2 Timetables

Look at the timetable and fare guide and answer the customer questions that follow.

**Macao ↔ Shenzhen**

Macao → Shenzhen	Shenzhen → Macao
<div>1045 # 1230 1530 1845</div>	<div>1030 # 1400 1730</div>

Journey time is one hour  
# Available on Saturday & Sunday only

	VIP Cabin (6 seats)	Super Class	Economy Class
To Macao / Shenzhen	\$1,626	\$271	\$171

(It's nine o'clock in the morning on a Saturday.)

1. Excuse me, what time does the next ferry to Shenzhen leave?

2. What time does it arrive in Shenzhen?

3. How much does an economy class ticket cost?

4. Does this ferry also go tomorrow at the same time?

5. Does it also go on Monday?

6. What time does the first ferry to Shenzhen leave on Monday?

7. What time does the last ferry back to Macao leave Shenzhen?



# 3 Routines

GRAMMAR BOX: Present simple tense

Wh-questions:

What time do you get up? I get up at 6:30.  
does she She gets up at 7:00.

Yes/No questions:

Do you get up early at the weekend? Yes, I do. / No, I don't.  
Does he Yes, he does. / No, he doesn't.

1. Look at the verbs in the table. Write the times you do these things.

	You	Your first partner	Your partner's partner
get up			
eat breakfast			
leave home			
arrive at work			
eat lunch			
go home			
have dinner			
go to bed			

2. Now interview your first partner. Write the times they do these things.
3. Find a new partner. Interview them about **their partner** – write the times they do these things.
4. In your group of 4, find things you do at the same time and things you do at different times.
5. In the space below, write four sentences about the people in your group. Some of them should be true, and some of them should be false.

- a) \_\_\_\_\_
- b) \_\_\_\_\_
- c) \_\_\_\_\_
- d) \_\_\_\_\_