

雅思

考官执笔 权威之作

考试指导

系列丛书之学术类

101

Helpful Hints for

IELTS

ACADEMIC MODULE

BY GARRY ADAMS & TERRY PECK

Practice Tests and Hints for IELTS  
Listening / Reading / Writing / Speaking  
INTERNATIONAL EDITION

外文出版社

**101**

**Helpful Hints  
for  
IELTS**

**Academic Module**

BY GARRY ADAMS &  
TERRY PECK

外 文 出 版 社

## 图书在版编目(CIP)数据

雅思考试指导. 学术类 / (澳) 亚当斯 (Adams, G.), (澳) 佩克 (Peck, T.) 编.

- 北京: 外文出版社, 2001.7

ISBN 7-119-02908-8

I. 雅... II. ①亚... ②佩... III. 英语-水平考试-自学参考资料 IV. H310.41

中国版本图书馆 CIP 数据核字(2001) 第 052267 号

外文出版社网址:

<http://www.flp.com.cn>

外文出版社电子信箱:

[info@flp.com.cn](mailto:info@flp.com.cn)

[sales@flp.com.cn](mailto:sales@flp.com.cn)

C&C Transnational Inc. (加拿大 C&C 寰球有限公司) 授权外文出版社出版发行

作 者: Garry Adams, Terry Peck

|      |                                   |      |        |
|------|-----------------------------------|------|--------|
| 责任编辑 | 张勇                                |      |        |
| 封面设计 | 肖宗颖                               |      |        |
| 出版发行 | 外文出版社                             |      |        |
| 社 址  | 北京市百万庄大街 24 号                     | 邮政编码 | 100037 |
| 电 话  | (010) 68320579 (总编室)              |      |        |
|      | (010) 68329514 / 68327211 (推广发行部) |      |        |
| 印 刷  | 唐山新苑印务有限公司                        |      |        |
| 经 销  | 新华书店 / 外文书店                       |      |        |
| 开 本  | 大 16 开                            | 字 数  | 150 千字 |
| 印 数  | 5001-10000                        | 印 张  | 11.25  |
| 版 次  | 2002 年 1 月第 1 版第 2 次印刷            |      |        |
| 装 别  | 平装                                |      |        |
| 书 号  | ISBN 7-119-02908-8 / H. 1201 (外)  |      |        |
| 定 价  | 39.00 元 (含磁带一盒)                   |      |        |

---

版权所有 侵权必究

## 关于本书

本书为原版雅思考试指导教材，为最新推出的雅思考试指导丛书。作者 Terry Peck 和 Garry Adams 均有丰富的雅思辅导项目的实施和设计经验，其中 Terry Peck 多年来一直任澳大利亚悉尼的雅思考官，深谙雅思考试的出题规则和考试技巧并掌握最新的雅思考试动向。同以前教材相比，本教材具有正宗 — 原汁原味来自英语为母语的考官之手、最新 — 口语题型已作最新修改，永远与雅思考试保持同步和更实用 — 题目的针对性较强的特点。自 2001 年 4 月起，加拿大 C&C 寰球有限公司享有此教材在中国的独家版权，作者将根据最新雅思考试要求，授权本公司对本教材作及时和准确的内容更新，以保持本教材在国内雅思考试辅导教材中的优势地位。实践证明：众多采用此教材进行雅思考试准备的考生的成绩一般都能达到 5 分以上。因此，我们希望此版最新教材将能使更多的考生获益，帮助他们取得预期的效果。

2001 年 7 月

## PUBLISHER'S ACKNOWLEDGEMENTS

The publishers are grateful for permission to use copyright material. We would like to acknowledge the original sources of text material listed below. Permission has been sought to reproduce all material whose source could be identified. Information that will enable the publishers to rectify any error or omission in subsequent editions will be welcome.

The nine Band Score descriptions on page 12 are reproduced from *The IELTS Handbook*, a joint publication of the University of Cambridge Local Examinations Syndicate, The British Council, and IDP Education Australia: IELTS Australia. The reading passage "Regional Student Survey" on page 97, is adapted from *The ELICOS Student Contextualised - Facts & Figures* by Ms. C. M. Bundesen, with permission of the author.


### BY THE AUTHORS:

'101 Helpful Hints for IELTS - International Edition'  
Practice Book & Cassette  
ISBN # 0 9587604 6 2 Tape Ref # 101UT

'101 Helpful Hints for IELTS - General Training Edition'  
Practice Book & Cassette  
ISBN # 0 9587604 9 7 Tape Ref # 101UT

'202 Useful Exercises for IELTS - International Edition'  
Practice Book & Cassette  
ISBN # 0 9587604 7 0 Tape Ref # 202UT

'202 Useful Exercises for IELTS - Australasian Edition'  
Practice Book & Cassette  
ISBN # 0 9587604 5 4 Tape Ref # 202T



First published in Beijing, China 2001  
Copyright in China © C&C Transnational Inc.

First published in Sydney, Australia 2000  
ISBN 0 9587604 6 2

Copyright © T. A. Peck 1999

All rights reserved. No part of this publication may be reproduced or transmitted in any form or by any means without permission in writing from the publisher.

## AUTHORS' ACKNOWLEDGEMENTS

We would like to acknowledge the support of the following people:

Bruce Bell, Helenka Piotrowski, Laurent Seibert, Andrew Thomas (Sydney English Language Centre), and Soon-Young Yoon.

### ABOUT THE AUTHORS

Terry Peck and Garry Adams have extensive IELTS coaching experience, both having been involved in implementing and designing IELTS coaching programmes. Terry Peck was an IELTS examiner for a number of years in Sydney, Australia.

### ABOUT THE CHINESE EDITION

C&C Transnational Incorporated, a Canadian company with its headquarters located in Toronto, Canada holds the exclusive copyright for this book in the People's Republic of China. C&C Transnational offers IELTS training courses and consulting services for those people wishing to study or reside abroad.

总部座落在加拿大多伦多的加拿大C & C寰球有限公司，持有这本书在中国的独家版权。C & C寰球公司给那些希望出国留学和定居的人们提供雅思课程培训和咨询服务。

#### C&C Transnational Inc. Beijing Office

http:// [www.gotocanada.com.cn](http://www.gotocanada.com.cn)

E-mail: [visa@gotocanada.com.cn](mailto:visa@gotocanada.com.cn)

Tel: (86-10)-66518801/02/03/04/05/06

Fax: (86-10)-66518807



# CONTENTS

## INTRODUCTION

|  | Page   |
|--|--------|
| How to Use This Book .....   | 4      |
| What is IELTS? .....   | 5 - 10 |
| - An Overview .....  | 5      |
| - The IELTS Academic Module Sub-tests .....                            | 6 - 7  |
| - Myths and Truths about IELTS .....                                   | 8 - 9  |
| - Some Interesting World Wide WebSites for Teachers and Students ..... | 10     |

## 101 HELPFUL HINTS

|   |         |
|---|---------|
| Using the Hints .....                   | 11      |
| IELTS Test - Basic Hints (1 - 15) ..... | 12 - 19 |
| Listening Test Hints (16 - 36) .....    | 20 - 31 |
| Reading Test Hints (37 - 58) .....      | 32 - 46 |
| Writing Test Hints (59 - 82) .....      | 47 - 73 |
| - A Basic Understanding .....           | 47 - 54 |
| - Writing Task 1 .....                  | 55 - 61 |
| - Sentence Construction .....           | 62 - 63 |
| - Writing Task 2 .....                  | 64 - 73 |
| Speaking Test Hints (83 - 101) .....    | 74 - 83 |
| Notes .....                             | 84      |

## PRACTICE TESTS

|                                      |           |
|--------------------------------------|-----------|
| How to Take the Practice Tests ..... | 85        |
| Practice Test One .....              | 86 - 106  |
| - Practice Listening Test One .....  | 86 - 92   |
| - Practice Reading Test One .....    | 93 - 103  |
| - Practice Writing Test One .....    | 104       |
| - Practice Speaking Test One .....   | 105 - 106 |
| Practice Test Two .....              | 107 - 127 |
| - Practice Listening Test Two .....  | 107 - 112 |
| - Practice Reading Test Two .....    | 113 - 124 |
| - Practice Writing Test Two .....    | 125       |
| - Practice Speaking Test Two .....   | 126 - 127 |
| Practice Test Three .....            | 128 - 138 |
| - Practice Reading Test Three .....  | 128 - 137 |
| - Practice Writing Test Three .....  | 138       |
| Practice Test Four .....             | 139 - 150 |
| - Practice Reading Test Four .....   | 139 - 149 |
| - Practice Writing Test Four .....   | 150       |

## APPENDICES

|   |           |
|---|-----------|
| Appendix 1 - Speaking Test Board Game .....                 | 151 - 152 |
| Appendix 2 - Tapescripts .....                              | 153 - 159 |
| Appendix 3 - Answer Keys .....                              | 160 - 161 |
| Appendix 4 - Score Interpreter .....                        | 162       |
| Appendix 5 - Answer Sheets .....                            | 163 - 165 |
| Appendix 6 - Model Answers to Writing Tests .....           | 166 - 169 |
| Appendix 7 - Additional IELTS Information and Website ..... | 170       |
| Appendix 8 - Further Reading List .....                     | 171       |
| Appendix 9 - Glossary .....                                 | 172 - 174 |

## INDEX

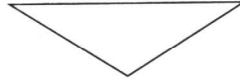
|                                  |           |
|----------------------------------|-----------|
| Index to 101 Helpful Hints ..... | 175 - 176 |
|----------------------------------|-----------|

# INTRODUCTION

## HOW TO USE THIS BOOK

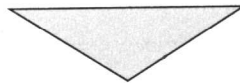
**STEP 1**

Read the Introduction "What is IELTS?" on page 5, so that you have a better understanding of what the examination is about and what is expected of you.




**STEP 2**

Complete Practice Test One under test conditions. Follow the instructions on page 85. Check your answers with the Answer Key on page 160. Check your ability using the Score Interpreter on page 162.




**STEP 3**

Use the Hints Section starting on page 11 to review with care any mistakes you might have made in Practice Test One.




**STEP 4**

Complete Practice Test Two under test conditions. Check your answers with the Answer Key on pages 160 and 161. Check your ability using the Score Interpreter on page 162.




**STEP 5**

Refer to the Hints Section again to review with care any mistakes you might have made in Practice Test Two.



**STEP 6**

Complete the more difficult Practice Tests Three and Four under test conditions. Check your answers with the Answer Key on page 161. Check your ability using the Score Interpreter on page 162.



**STEP 7**

Contact your nearest IELTS Administration Centre and fill in an application form to take the test. Apply only when you feel you have adequately prepared and are ready for the examination.

# WHAT IS IELTS?

## AN OVERVIEW



- The International English Language Testing System (IELTS) examination can be taken in over 100 different countries in the world. It is primarily designed to assess the readiness of candidates to study or train in further or higher education courses held in English at college or university.
- The examination takes 2 hours and 45 minutes to complete, and consists of four Sub-tests in the skills of listening, reading, writing and speaking.
- There are two IELTS test modules available - the Academic Module and the General Training Module. The results of the Academic Module may be used to determine a candidate's suitability for study at undergraduate or postgraduate level. The General Training Module is suitable for candidates wishing to continue their studies at diploma level only. The General Training Module is also used for immigration purposes to Australia or New Zealand, and for students who wish to complete their secondary education in an English-speaking country. The General Training Reading and Writing Sub-tests are less demanding than the corresponding Academic Module Sub-tests, but the Listening and Speaking Sub-tests are the same for both modules.
- It does not matter what subject you are going to study in the future - or have studied in the past - all students taking the desired module do the same test. You will not be tested on your specific knowledge of a subject; only your English language skills are assessed.
- You may write on the question papers, but you may not take the question papers from the examination room. All your answers must be written on the Answer Sheet provided.
- You can apply to take the IELTS examination at any IELTS Administration Centre. For further details of your nearest centre, consult the *IDP British Council UCLES IELTS Handbook* or refer to the official IELTS website on the Internet: <http://www.ielts.org/centres.cfm>
- At certain IELTS Administration Centres it is possible to choose between a computerised version of the Listening, Reading and Writing Sub-tests (CBIELTS) and the usual paper-based version.
- You cannot pass or fail the IELTS examination. The university or college that you wish to enter will inform you of the overall IELTS Band Score they require for enrolment in the particular course you wish to study. Note that you may also need to achieve a minimum score in a particular Sub-test (often the Writing Sub-test).
- You will be given a mark between 0 and 9 for each of the 4 Sub-tests (there are no half marks in the Writing and Speaking Sub-tests). Your Overall Band Score is an average of the 4 Sub-test Band Scores, with fractional scores rounding up or down to the nearest  $x.0$  or  $x.5$  score (with  $x.25$  and  $x.75$  rounding up.)

|                         |     |                           |
|-------------------------|-----|---------------------------|
| Therefore, if you score | 6.5 | in the Listening Sub-test |
|                         | 5   | in the Reading Sub-test   |
|                         | 7   | in the Writing Sub-test   |
| and                     | 6   | in the Speaking Sub-test  |

|                     |             |
|---------------------|-------------|
| Your total score is | <u>24.5</u> |
|---------------------|-------------|

By averaging the scores (dividing the total score 24.5 by 4) in the example above, you would achieve an Overall Band Score of 6.0 (which is 6.125 rounded down).

- You will usually receive your results within two weeks of the date of your test.
- If you want to take the examination again, you must wait a minimum of three months, yet there is no limit to the number of times you can sit for the IELTS examination.



## THE LISTENING SUB-TEST



- The Listening Sub-test takes 30 minutes: approximately 20 minutes to listen to the tape and answer the questions, and 10 minutes to transfer your answers to an Answer Sheet provided with the test booklet.
- The test consists of 4 sections, and you will hear the tape only once. There are 40 questions in total.
- The listening passages become more difficult as you progress through the test.
- Section 1 is based on social or life situations: for example, travel arrangements, visiting a new city, or making arrangements to go out. This is usually a conversation between at least two speakers.
- Section 2 is also based on social or life situations: for example, a news broadcast, or a description of college facilities. This is usually a passage with only one person speaking.
- Section 3 is usually based on education and training situations: for example, a group of students planning a project, or a tutor and a student discussing career options. This is often a conversation with up to four speakers.
- Section 4 is also based on education and training: for example, a lecture or a talk of general academic interest.
- Spelling is not important in the Listening Sub-test, except that you must spell words correctly when they are spelt out for you on the tape.
- Your answers need to be legible, that is, they must be able to be read. This applies to all the types of answers you give: letters, numbers and phrases.
- You write your answers on the question paper as you do the Listening Sub-test, and when it is completed, you have 10 minutes to transfer them carefully onto the Answer Sheet. Make sure that each answer is transferred accurately and is legible.

## THE READING SUB-TEST

- The Reading Sub-test takes 60 minutes and is in 3 sections. There are 3 passages with a combined length of 1500-2500 words and a total of 40 questions.
- The reading passages become more difficult as you progress through the test.
- The passages are taken from journals, magazines, books and newspapers. All the topics are of general interest and are not specialised texts.
- The reading passages may contain diagrams, charts or graphs, and at least one passage will include an argument. If a reading passage contains technical or specialised words, a glossary is usually provided.
- The questions may come before or after the reading passages in the examination booklet, and instructions and examples are given at the beginning of a new group of questions.
- You must write your answers during the Reading Sub-test on the Answer Sheet provided.

## THE WRITING SUB-TEST

- The Writing Sub-test takes 60 minutes.
- There are two writing tasks.
- The first task will take approximately 20 minutes, and you are required to write a minimum of 150 words. The second task will take approximately 40 minutes with a minimum of 250 words.
- For Task 1 you describe information that is presented to you in a graph, table, chart, diagram, or short piece of text. The description is usually given in the form of a report. You might have to compare sets of data, or use a set of data to support a given statement. Alternatively, you might be required to describe the stages of a process, describe an object, or explain how something works, or how it is used.
- For Task 2 you are asked to write a formal essay or a report in which you might have to offer a solution to a particular problem, present and justify an opinion, compare information given in the question task, or evaluate and challenge a given argument.
- In both tasks you must write in the formal academic style appropriate to the question task. You will also be marked on your ability to organise your writing, and on your choice of content within your answers.
- The question tasks do not require you to have any specialised knowledge of a particular subject.

These days, many people are afraid of modern technology because of the dangers connected with its use. In my opinion, although it is true that modern computers pose the greatest threat to life, the use of modern technology for peaceful purposes also carries some serious risks.

Modern space stations provide an important source of energy power for many industrialised nations and some developing countries. However, there is always the danger of radiation leaking from these plants. Even though safety precautions are taken, there have still been numerous deaths and an ill-reputation of a nuclear plant in Russia not long ago.

Modern technology is now used to help cure some diseases and to prevent pollution. It is applied to the field of space, many countries call. This is, however, a dangerous procedure and the application of satellites to detect changes brought about will always be successful.

The most worrying aspect of modern technology, though, is its use for military purposes. Though others have already been used to completely destroy the planet, and the use of space in that way may seem crazy, still there is now still other weapons. In many countries now have the technology required to make nuclear bombs, and there is now talk about how to control the situation.

In conclusion, modern technology certainly has positive uses that in, nevertheless, dangerous. However, it would have been better if it had been used to create nuclear weapons. If this was used in the world, all the modern nations of the world should open to discuss as soon as possible.

## THE SPEAKING SUB-TEST

- The Speaking Sub-test takes between 11 and 14 minutes.
- The Sub-test consists of an interview with a trained examiner, and is recorded on a tape recorder. However, this recording is made to assess the examiner and not the candidate.
- There are 3 parts to the Speaking Sub-test.
- Part 1: you answer questions about your home life or family life, work or study, your interests and other familiar topics of a general nature to reveal your background. (4-5 minutes)
- Part 2: you are given exactly 1 minute to prepare yourself to talk about a particular topic. The instructions to guide your talk are written on a card given to you by the examiner. Your talk should last for 1-2 minutes. The examiner will ask one or two questions at the end. (3-4 minutes - including preparation time of 1 minute)
- Part 3: you have a discussion with the examiner based on themes connected to the topic given in Part 2. This part of the test requires discussion of more abstract ideas. (4-5 minutes)

The interview is then closed and the Speaking Sub-test is completed.

- Most of the questions asked in the Sub-test are scripted; they come from a bank of questions prepared by the test authorities. These questions are being continually added to and updated.
- The Speaking Sub-test Band Score is calculated from a comprehensive checklist of speaking skills in 4 distinct areas of ability:

Fluency and Coherence

Lexical Resource

Grammatical Range and Accuracy Pronunciation

(See Speaking Hint 85 on page 74 for an explanation of these skills.)

# Ten Myths\* about the IELTS Test

\* Commonly held beliefs which are untrue!

x

|   |  |
|---|--|
| <p><b>1. The IELTS test is more difficult than other English tests.</b></p>                             | <p>Well, no. The IELTS test is not necessarily any more difficult than other tests, but not all tests assess the same skills. The IELTS test will certainly challenge you because the training course you are considering will be tough, too.</p>  |
| <p><b>2. I can choose which module of the IELTS test I wish to take.</b></p>                            | <p>Not quite. If you want to do a degree course, you <b>MUST</b> take the Academic Module. The General Training Module is for diploma level courses and immigration purposes. But it is true that the IELTS test module you take is determined by the choices you make about your future.</p>  |
| <p><b>3. The IELTS tests are different in various parts of the world.</b></p>                           | <p>No. There are many <i>versions</i> of the test, and at any given examination there may be a different version being given at a centre. However, IELTS is a standardised, global test.</p>   |
| <p><b>4. I can get a better score at some IELTS testing centres than at others.</b></p>                 | <p>Absolutely not. IELTS officials use many means to ensure standardisation of Band Scores throughout the world. Of course, it could be true that taking IELTS in an English-speaking country is beneficial, but only because you are being exposed to English every day.</p>  |
| <p><b>5. I can only take the IELTS test a total of 3 times.</b></p>                                     | <p>Not true. You can take the IELTS test as many times as you wish, but you must wait three months before you take the test again. This is the minimum time considered necessary to improve upon your Overall Band Score.</p>  |
| <p><b>6. I can successfully study for the test by myself.</b></p>                                       | <p>We do not think so. The authors realise that every student has his or her own particular study method, but to prepare effectively for the IELTS test you should get professional advice from a tutor, either in a class or privately. You should also realise that General English Course practice is useful in addition to a specialised IELTS Course.</p> |
| <p><b>7. To get a good result in the IELTS test I should do as many practice tests as possible.</b></p> | <p>Really? Achieving a satisfactory Overall Band Score is the result of a number of strategies, not of just taking practice tests. And, <u>definitely</u>, if you do a practice test, you must work out why you made each and every mistake; otherwise you are missing out on valuable 'learning' time.</p>  |
| <p><b>8. The Listening Test is the most difficult of the IELTS Sub-tests.</b></p>                       | <p>Many students believe that one particular Sub-test is more difficult than all the others. Of course, all they are really saying is that they need extra practice in that skill area. Sorry, it is a myth.</p>   |
| <p><b>9. If I don't think my score is accurate, there is nothing I can do about it.</b></p>             | <p>If you have received a Band Score that is clearly an error, you have the right to have your test papers and speaking assessment re-evaluated. But remember that this process costs extra, and the second set of Band Scores is official, even if one or more of these scores is lower than before.</p>  |
| <p><b>10. If I get a good score, I can use it as proof of my ability at any time in the future.</b></p> | <p>Not at any time in the future, no. There is a time limit on the usefulness of the Test Report Form which you receive after having taken the IELTS test. This period is about two years, provided you can prove that you have maintained your English.</p>   |

# Ten Truths about the IELTS Test

Facts you should know about the test, but probably do not!



|   |  |
|---|--|
| <p><b>1. The IELTS test is unlike any other English test in the world.</b></p>  | <p>It's true! The IELTS test is the only English test of its kind that is not held on a set number of days of the year determined in advance. Instead, an IELTS test can be held whenever there is a demand for it at any particular IELTS centre.</p>   |
| <p><b>2. The IELTS test is extremely accurate.</b></p>  | <p>Each new version of the IELTS test is put through an exhaustive and carefully analysed trialling process. In fact, you may be asked to help with the trial of a new test 30 minutes before your actual test begins.</p>   |
| <p><b>3. If I wish, I can choose to take a computerised version of the IELTS test.</b></p>  | <p>At the time of publication, a computerised version of the IELTS test is being trialled. It is expected that the Listening, Reading, and, if desired, the Writing Sub-tests will be available in computerised format at certain IELTS centres in the near future.</p>  |
| <p><b>4. I can write on all the Question Papers.</b></p>  | <p>Yes, you can. However, you cannot take the Question Papers from the Testing Room, and the examiners will only look at your Answer Sheet.</p>  |
| <p><b>5. Unlike some English language tests, the IELTS test is made up of a number of different question types.</b></p>               | <p>Yes, the question types are varied, and this means you should have adequate practice in all the types of question before you take the test. We also recommend advance planning, with two attempts at the actual test if possible - the first time as a 'trial', and the second time for 'real'.</p>   |
| <p><b>6. The IELTS Listening Test is designed to increase in difficulty as it continues, and each section is heard once only.</b></p> | <p>It is true that both the Listening and Reading Sub-tests become more difficult as they progress, and, yes, the Listening Test tape is heard only once. The test is given in stages, and you have time to read the next set of questions before you the tape continues. One minute is given at the end of a section to recall what you have heard.</p> |
| <p><b>7. There are two writing tasks, and I must complete both to score well in the Writing Sub-test.</b></p>                         | <p>Yes, you must complete both writing tasks to get a good writing Band Score. Since running out of time is usually a problem for candidates, it is vital that, when practising, you gradually decrease the extra amount of time you allow yourself to finish, until eventually you can complete both tasks in the given time of one hour.</p>           |
| <p><b>8. The questions asked in the IELTS Speaking Test are determined in advance by the test authorities.</b></p>                    | <p>The majority of questions you will be asked come from a large bank of questions prepared beforehand by the IELTS test authorities. This standardisation of spoken questions means all candidates receive a fair speaking assessment.</p>  |
| <p><b>9. The results of the IELTS test are made available soon after the test is taken.</b></p>                                       | <p>True. Unlike some other tests, the official results are issued to all candidates two weeks from the test date. Unfortunately, the results cannot be made available sooner.</p>  |
| <p><b>10. Even if I get a satisfactory Overall Band Score, I may not be accepted into the course I wish to take.</b></p>              | <p>The IELTS test results can be used for a number of purposes, but the examination itself does not determine your successful acceptance into a particular course. Your intended course may require a minimum Band Score in a particular Sub-test in addition to a satisfactory Overall Band Score.</p>  |

# Some interesting World Wide Websites for students and teachers ...

[www.sentex.net/~mmcadams/spelling.html](http://www.sentex.net/~mmcadams/spelling.html) <sup>17</sup>  
<http://web.uvic.ca/hrd/halfbaked> <sup>3</sup>  
[www.faceweb.okanagan.bc.ca/pron](http://www.faceweb.okanagan.bc.ca/pron) <sup>19</sup>  
<http://languageresource.com> <sup>5</sup>  
[www.edu4kids.com/lang1](http://www.edu4kids.com/lang1) <sup>16</sup>  
[www.rong-chang.com](http://www.rong-chang.com) <sup>12-14</sup>  
[www.angelfire.com/yt/efl](http://www.angelfire.com/yt/efl) <sup>5</sup>  
[www.escafe.com.html](http://www.escafe.com.html) <sup>5</sup>  
[www.escafe.com/discussion](http://www.escafe.com/discussion) <sup>12</sup>  
<http://escafe.com/help> <sup>15</sup>  
[www.english-forum.com](http://www.english-forum.com) <sup>10</sup>  
[www.linguistic-funland.com/esloop/esloop.html](http://www.linguistic-funland.com/esloop/esloop.html) <sup>5</sup>  
[www.englishlistening.com](http://www.englishlistening.com) <sup>13</sup>  
<http://members.home.net/englishzone> <sup>10 11</sup>  
<http://esl.mingco.com> <sup>5 12-16 19</sup>  
<http://members.tripod.com/~eslss/index.htm> <sup>3</sup>  
[www.glumbc.edu/~kpkoy1/grammar1.htm](http://www.glumbc.edu/~kpkoy1/grammar1.htm) <sup>11 15</sup>  
<http://stipo.larc.nasa.gov/sp7084> <sup>15 18</sup>  
[www.wordsmyth.net/resources.shtml](http://www.wordsmyth.net/resources.shtml) <sup>14-16 18</sup>  
[www.englishtown.com](http://www.englishtown.com) <sup>12</sup>  
[www.esipartyland.com](http://www.esipartyland.com) <sup>11</sup>  
[www.britishcouncil.org/eis](http://www.britishcouncil.org/eis) <sup>2</sup>  
[www.bbc.co.uk/worldservice/learningenglish](http://www.bbc.co.uk/worldservice/learningenglish) <sup>14</sup>  
[www.cambridge-efl.org.uk/exam/academic/bg\\_ielts.htm](http://www.cambridge-efl.org.uk/exam/academic/bg_ielts.htm) <sup>1</sup>  
[www.english-net.com](http://www.english-net.com) <sup>1 4</sup>  
[www.surrey.ac.uk/ELI/cybertxt.html](http://www.surrey.ac.uk/ELI/cybertxt.html) <sup>1 6</sup>  
[www.edunet.com/english/practice/test-ces.html](http://www.edunet.com/english/practice/test-ces.html) <sup>10</sup>  
[www.becb.co.uk](http://www.becb.co.uk) <sup>3</sup>  
[www.gouk.com](http://www.gouk.com) <sup>1 7 8</sup>  
[www.bicu.edu.cn/exam-center/ielts.htm](http://www.bicu.edu.cn/exam-center/ielts.htm) <sup>1</sup>  
[www.gotocanada.com.cn](http://www.gotocanada.com.cn) <sup>1 3</sup>  
[www.aitech.ac.jp/~iteslj/ESL.html](http://www.aitech.ac.jp/~iteslj/ESL.html) <sup>5</sup>  
[www.aitech.ac.jp/~iteslj/links/TEST/Web\\_Links](http://www.aitech.ac.jp/~iteslj/links/TEST/Web_Links) <sup>5</sup>  
[www.aitech.ac.jp/~iteslj/quizzes](http://www.aitech.ac.jp/~iteslj/quizzes) <sup>11</sup>  
[www.manythings.org](http://www.manythings.org) <sup>11</sup>  
[www.studiesl.com](http://www.studiesl.com) <sup>7 8 9</sup>  
[www.ypbooks.co.kr](http://www.ypbooks.co.kr) <sup>3</sup>  
[www.saec.edu.tw/test/IELTS.html](http://www.saec.edu.tw/test/IELTS.html) <sup>1</sup>  
[www.studyabroad.com.tw](http://www.studyabroad.com.tw) <sup>3 7 8 9</sup>  
[www.smic.be/smic5022.html](http://www.smic.be/smic5022.html) <sup>10 12</sup>  
[www.wfi.fr/volterre/teacher.html](http://www.wfi.fr/volterre/teacher.html) <sup>6</sup>  
[www.aapres.com.au](http://www.aapres.com.au) <sup>1 3 4 5</sup>  
[www.britishcouncil.org.au](http://www.britishcouncil.org.au) <sup>1</sup>  
[www.eduinter.com.au](http://www.eduinter.com.au) <sup>7 9</sup>  
[www.idp.edu.au](http://www.idp.edu.au) <sup>1 2</sup>  
[www.britishcouncil.org.nz](http://www.britishcouncil.org.nz) <sup>2</sup>  
[www.nzeil.co.nz/index.htm](http://www.nzeil.co.nz/index.htm) <sup>9</sup>  
[www.fonetiks.org](http://www.fonetiks.org) <sup>19</sup>  
[www.smic.be/smic5022.html](http://www.smic.be/smic5022.html) <sup>10 12</sup>  
[www.wfi.fr/volterre/teacher.html](http://www.wfi.fr/volterre/teacher.html) <sup>6</sup>  
[www.aapres.com.au](http://www.aapres.com.au) <sup>1 3 4 5</sup>  
[www.britishcouncil.org.au](http://www.britishcouncil.org.au) <sup>1</sup>  
[www.eduinter.com.au](http://www.eduinter.com.au) <sup>7 9</sup>  
[www.idp.edu.au](http://www.idp.edu.au) <sup>1 2</sup>  
[www.britishcouncil.org.nz](http://www.britishcouncil.org.nz) <sup>2</sup>  
[www.nzeil.co.nz/index.htm](http://www.nzeil.co.nz/index.htm) <sup>9</sup>  
[www.fonetiks.org](http://www.fonetiks.org) <sup>19</sup>  
[www.englishlearner.com](http://www.englishlearner.com) <sup>7</sup>  
[www.englishlearner.com/tests/test.html](http://www.englishlearner.com/tests/test.html) <sup>10</sup>  
[www.englishlearner.com/teachers/index.html](http://www.englishlearner.com/teachers/index.html) <sup>6</sup>  
<http://members.home.net/emallory/ez-links/-spelling.html> <sup>17</sup>  
[www.ielts.org](http://www.ielts.org) <sup>1</sup>  
[www.ielts.org/practise.htm](http://www.ielts.org/practise.htm) <sup>1</sup>  
[www.junketstudies.com/rulesoftw](http://www.junketstudies.com/rulesoftw) <sup>14</sup>  
<http://linguasy.com> <sup>3</sup>  
[www.englishlearner.com](http://www.englishlearner.com) <sup>7</sup>  
[www.englishlearner.com/tests/test.html](http://www.englishlearner.com/tests/test.html) <sup>10</sup>  
[www.englishlearner.com/teachers/index.html](http://www.englishlearner.com/teachers/index.html) <sup>6</sup>  
<http://members.home.net/emallory/ez-links/-spelling.html> <sup>17</sup>

**KEY**


- 1 general information about IELTS
- 2 IELTS testing centres
- 3 publishers/distributors of IELTS practice books/software or ESL books/software
- 4 free IELTS exercises(some with downloads)
- 5 ESL and/or EFL links to other sites
- 6 ESL & IELTS information for teachers
- 7 English language schools/colleges - directories
- 8 study English UK
- 9 study English Australia & NewZealand
- 10 test your English
- 11 English quizzes
- 12 English language or IELTS help online
- 13 listening and/or speaking help links
- 14 writing and/or reading help links
- 15 grammar help links
- 16 vocabulary help links
- 17 spelling help links
- 18 punctuation help links
- 19 pronunciation help links

IELTS centres exist in darkly shaded countries

**NB: All links on this page are available to copy from [www.aapres.com.au/ielts/english/links.html](http://www.aapres.com.au/ielts/english/links.html)**

# 101 HELPFUL HINTS

## USING THE HINTS

- There are two ways to use the hints in this book:
  1. Read the hints before you attempt the Practice Tests, preferably in the order they are written, to prepare yourself for the various types of questions you might be asked.
  - or 2. Refer to each hint as you check through the Practice Tests after you have taken the tests under examination conditions.
- The Practice Tests are written with a key  at the top of the outside margin of most pages which tells you that the numbers in the margin below that key and next to a question refer to the 101 Helpful Hints. Multiple hints separated by a dot indicate each hint is relevant. A hyphen between two hints indicates that all the hints between those two hint numbers are relevant to a question:
  - i.e. 8 indicates a reference to Hint 8: “READ THE INSTRUCTIONS CAREFULLY”.
  - i.e. 22·46 indicates both Hints 22 and 46 are relevant.
  - i.e. 11-15 indicates all the hints from 11 to 15 are relevant.

Note that questions with a hint number in bold italics next to them in the margin have a hint specifically linked to that question:

- i.e. *20* indicates a specific reference is made for the question in Hint 20.

Hint numbers shown in normal print indicate that the advice given is generally applicable to the question.





- References to the “Quick Punctuation Guide” (Writing Hint 59), and to the “10 Point Grammar Checklist” (Writing Hint 65), are given with a superscripted number to the right of the hint number. The superscripted number refers to one of the numbered points made in that section of the hint:
  - i.e. 59<sup>6</sup> refers to (Writing) Hint 59, point number 6.
- At the end of each set of questions in the Practice Listening and Reading Tests, a check guide is given, referencing certain hints that assist with checking your work:
  - i.e. 

|        |         |     |   |
|--------|---------|-----|---|
| Check: | 11 · 15 | ... | indicates that Hints 11 to 15 contain advice about checking that section of the test. |
|--------|---------|-----|---|

Similarly, an overall check guide is given at the end of each Sub-test:

- i.e. 

|                |                 |   |
|----------------|-----------------|---|
| Overall Check: | ...             | indicates these hints assist with checking the entire Sub-test. |
| Blanks:        | 11              |   |
| Grammar:       | 12              |   |
|                | & 65            |   |
| One Answer:    | 13              |   |
| Spelling:      | 14              |   |
| Legibility:    | 15              |   |
| Punctuation:   | 59 <sup>1</sup> |   |

- There are four icons used throughout the Hints Section and in the Practice Tests themselves: The icons are used to indicate sections of practice for the  Listening,  Reading,  Writing, and  Speaking Sub-tests.

# IELTS TEST - BASIC HINTS

## BEFORE THE TEST

**1**

### CHOOSE A REALISTIC AND ACHIEVABLE GOAL



To obtain a satisfactory IELTS Band Score, it is necessary to be realistic. If the goal is to reach a certain level of English proficiency, success can only be achieved with much practice. It is important to know what an IELTS score in any of the Sub-tests means before you set yourself a goal. An outline of the Overall Band Scale levels is given below:

- |                                   |   |
|-----------------------------------|---|
| <b>9 Expert User</b>              | - Has fully operational command of the language: appropriate, accurate and fluent with complete understanding.  |
| <b>8 Very Good User</b>           | - Has fully operational command of the language with only occasional unsystematic inaccuracies and inappropriacies. Misunderstandings may occur in unfamiliar situations. Handles complex detailed argumentation well.              |
| <b>7 Good User</b>                | - Has operational command of the language, though with occasional inaccuracies, inappropriacies and misunderstandings in some situations. Generally handles complex language well and understands detailed reasoning.               |
| <b>6 Competent User</b>           | - Has generally effective command of the language despite some inaccuracies, inappropriacies and misunderstandings. Can use and understand fairly complex language, particularly in familiar situations.                            |
| <b>5 Modest User</b>              | - Has partial command of the language, coping with overall meaning in most situations, though is likely to make many mistakes. Should be able to handle basic communication in own field.   |
| <b>4 Limited User</b>             | - Basic competence is limited to familiar situations. Has frequent problems in understanding and expression. Is not able to use complex language.   |
| <b>3 Extremely Limited User</b>   | - Conveys and understands only general meaning in very familiar situations. Frequent breakdowns in communication occur.   |
| <b>2 Intermittent User</b>        | - No real communication is possible except for the most basic information using isolated words or short formulae in familiar situations and to meet immediate needs. Has great difficulty understanding spoken and written English. |
| <b>1 Non User</b>                 | - Essentially has no ability to use the language beyond possibly a few isolated words.  |
| <b>0 Did Not Attempt The Test</b> | - No assessable information provided  |

*It takes three months of regular intensive practice to improve by one overall Band*

**2**

### FOLLOW A REGULAR STUDY PLAN



Set aside the maximum number of hours you can spare each day to practise English for all four Sub-tests. Do not concentrate only on your weakest areas. Be regular in your practice, and give yourself a rest between tasks. Take at least one day out of your week to rest and forget the test completely. The secret of success is to work towards your goal slowly, steadily and regularly.



Take every opportunity to listen to English whenever and wherever you can. Watch TV programmes and films, listen to radio programmes and English language tapes - even songs in English on tape. Have as many conversations with native English speakers as you can, and practise in English as often as possible with your non-native English-speaking friends.



Try to read texts in English at least once every day. You should always be in the process of reading a book in English - a page or two each night before bedtime is an excellent plan. Read newspapers, magazines, and novels written for your English level (available from good language bookshops). Academic Module candidates should obtain academic articles, if possible. Always carry English texts with you, so you can read when you have spare time that would otherwise be wasted.

Do not worry about understanding every word. Read some articles in detail and some for speed.

## 3

**INCREASE YOUR PERSONAL SPEED**

In the IELTS test, time is your enemy. Candidates who have taken the test and did not perform as well as they had hoped often complain that they were unable to give all the answers in the Listening Test because the tape was too fast, and that they ran out of time in the Reading Test.

To begin with, do not worry if you do not finish the tests. Remember, the test is designed to measure candidates over a range of scores from 0 to 9 (0 indicates the test was not attempted). Candidates whose English is near perfect can expect to score 9, but even native English-speaking people would be unlikely to complete every Listening Test answer perfectly or finish the Reading Test a long time before the examination ends. Remember, the test is meant to be challenging.

The IELTS test measures many aspects of your English ability including the speed at which you listen, read, write, speak, and think in English. Your personal speed is not something which changes a great deal from day to day, but does change considerably over a longer period of time, as a direct result of practice in working with the English language.

Your personal speed and ability in the 5 areas previously mentioned is pretty well fixed at any given time. The official IELTS Band Scores you receive are extremely accurate, since each test is trialled extensively to achieve standardised results for candidates at all English levels. Nonetheless, there are certainly many things you can do, before and on the day of the test, to help maximise the use of your time and give yourself the best chance of success.

Consider the following situation: although a racing car cannot go faster than its maximum speed, the race can still be won, and its maximum speed maintained for longer, if an expert driver is at the wheel. An expert racing car driver will:

(before the race)



- ... spend a great deal of time practising at the wheel before race day
- ... visit the track so that he or she knows where to go and what to expect
- ... get enough sleep before the day of the big race
- ... eat a good breakfast on race day morning;

(during the race)

- ... check his or her watch constantly to monitor the car's progress
- ... keep moving along the track and not get stuck on a bad corner
- ... breathe long and deeply to relax and keep the oxygen going to the brain
- ... drink water (but not too much!) when the car is at the pit-stop.

The Listening, Reading, and Writing Tests are given in that order, and are usually held on a single morning. The combined length of those three tests is 2 hours and 30 minutes. (The Speaking Test is conducted at an appointed time in the afternoon.) Only one short break is given between the Reading and Writing Tests, so you need to be at your best for a long period of time, which is why you must sleep and eat well before the test. The hints and guidelines in this book should help you achieve your "maximum speed". The more effort you put in, the faster your personal speed will be on the day. (See also IELTS Test - Basic Hints 1 and 2.)

## 4

**INCREASE YOUR SENTENCE READING SPEED**

The faster and more accurately you read, the more questions you will be able to answer. In all the tests, the instructions, the example, and the questions themselves need to be read quickly, and must be well understood in order for you to have more time to find the answers. It pays to increase your overall reading speed. (See also Reading Hint 41.)

To increase your reading speed, you must learn to read in **groups of words** that form logical units of thought within sentences. Look at the following sentence:

**Britain has been a popular choice for thousands of international students over many years.**



Notice how you can think of the sentence as being made up of 3 main parts:

1. **Britain has been a popular choice** (What and where?)
2. **... for thousands of international students** (Who for?)
3. **... over many years.** (When?)

Note also, that in this case (and many others) all the phrases answer **wh/how questions**. It may be helpful at first to think of wh/how questions when trying to read in phrases.

If you read each word in a sentence one at a time, you will read very slowly and most likely misunderstand the meaning of much of what you read. So read your sentences in phrases by considering all the words of a phrase as a single unit.



Notice how much quicker it is to read the sentence, and how the meaning of what you say is more clear. Practise reading in phrases everyday. Look ahead on the page as you read, and always aim to find logical places in the sentences where phrases begin and end. Note also that there is often more than one solution as to where the logical breaks between phrases occur within sentences.

*Read faster by reading words in groups that form logical units of thought*

## 5

### DEVELOP A MEMORY FOR ENGLISH



In the Reading Test, it pays to remember as much as you can of what you have just read, but at least the words can be read again. However, in the Listening Test you cannot go back, and the tape is only played once. If the answer comes before the keyword/phrase, your memory of what you have just heard is even more important. Nevertheless, the answer usually follows the keywords/phrases that you hear, and is close in time to the main keyword/phrase you are listening for. (See also IELTS Test - Basic Hint 9.)



To improve your "English memory", try the following exercise. Using the pause button on the tape recorder, repeat the sentences spoken in the passages on the audio cassette tape that comes with this book, **gradually increasing the length of what you repeat**. Do not worry about repeating the exact words. Simply aim to remember more of what you have heard.

## DURING THE TEST

## 6

### MANAGE YOUR TIME CAREFULLY



#### The Listening Sub-test

The tape is heard once only, and the questions are answered as you listen. Time is, therefore, managed for you, but you have a short period of time after each passage is heard to check your work.

**Do not use this time to transfer your answers to the Answer Sheet because you are given 10 minutes at the end of the test in which to do this.**

#### The Reading Sub-test

An advised period of time is usually given in which to complete each of the three sections of the test. **Keep an eye on the time** as you progress through the Reading Sub-test, and as you complete each question group. Make sure that you stop answering questions when the advised time is up. Move on to the next group of questions even if you have not finished those questions. If you do not, you will probably not complete as many questions as you could. Remember that **you** are in charge of managing your time in the Reading Sub-test.