

新东方  
XDF.CN



CAMBRIDGE  
UNIVERSITY PRESS



UNIVERSITY of CAMBRIDGE  
ESOL Examinations

Cambridge English

# IELTS TRAINER

# 剑桥雅思 官方模考题精讲精练

Official Cambridge preparation materials for IELTS

(英) Louise Hashemi  
(英) Barbara Thomas 编著



西安交通大学出版社  
XI'AN JIAOTONG UNIVERSITY PRESS



Cambridge English

此书附盘在资源建设室

阅 览

14310.41  
201237

# IELTS TRAINER



# 剑桥雅思 官方模考题精讲精练

Official Cambridge preparation materials for IELTS

(英) Louise Hashemi  
(英) Barbara Thomas 编著

## 图书在版编目(CIP)数据

剑桥雅思官方模考题精讲精练 / (英) 哈希米  
(Hashemi, L.), (英) 托马斯 (Thomas, B.) 编著. —西  
安: 西安交通大学出版社, 2012. 6

ISBN 978-7-5605-4408-3

I. ①剑… II. ①哈… ②托… III. ①IELTS—题解  
IV. ①H319.6

中国版本图书馆 CIP 数据核字 (2012) 第 123705 号

陕版出图字: 25—2012—111 号

This is a reprint edition of the following title published by Cambridge University Press:

IELTS Trainer Six Practice Tests with Answers and Audio CDs (3) (ISBN: 9780521128209)

© Cambridge University Press 2011

This reprint edition for the People's Republic of China (excluding Hong Kong, Macau and Taiwan) is published by arrangement with the Press Syndicate of the University of Cambridge, Cambridge, United Kingdom.

© Cambridge University Press and Xi'an Jiaotong University Press 2012

This reprint edition is authorized for sale in the People's Republic of China (excluding Hong Kong, Macau and Taiwan) only. Unauthorized export of this reprint edition is a violation of the Copyright Act. No part of this publication may be reproduced or distributed by any means, or stored in a database or retrieval system, without the prior written permission of Cambridge University Press and Xi'an Jiaotong University Press.

此版本仅限在中华人民共和国境内(不包括香港、澳门特别行政区及台湾省)销售。未经授权出口此版本属违法行为。未经剑桥大学出版社和西安交通大学出版社书面同意, 本书任何部分不得以任何方式被翻印或传播, 不得载入数据或检索系统。

书 名 剑桥雅思官方模考题精讲精练  
编 著 者 (英)Louise Hashemi (英)Barbara Thomas  
责任编辑 黄科丰  
封面设计 大愚设计+黄蕊  
出版发行 西安交通大学出版社  
地 址 西安市兴庆南路10号(邮编:710049)  
电 话 (010)62605588 62605019(发行部) (029)82668315(总编室)  
读者信箱 bj62605588@163.com  
印 刷 北京鑫海达印刷有限公司  
字 数 375 千  
开 本 880mm×1230mm 1/16  
印 张 14.75  
版 次 2012年7月第1版 2012年7月第1次印刷  
书 号 ISBN 978-7-5605-4408-3/H·1385  
定 价 49.00 元

版权所有 侵权必究

如有缺页、倒页、脱页等印装质量问题, 请拨打服务热线: 010-62605166。

# Contents

<b>Introduction</b>	4
<b>Training and Exam practice</b>	
<b>Test 1</b>	
Listening	10
Reading	23
Writing	40
Speaking	55
<b>Test 2</b>	
Listening	61
Reading	69
Writing	83
Speaking	91
<b>Practice Tests</b>	
<b>Test 3</b>	
Listening	97
Reading	103
Writing	114
Speaking	115
<b>Test 4</b>	
Listening	116
Reading	122
Writing	133
Speaking	134
<b>Test 5</b>	
Listening	135
Reading	140
Writing	151
Speaking	153
<b>Test 6</b>	
Listening	154
Reading	159
Writing	170
Speaking	172
<b>Answer key and transcripts</b>	173
<b>Answer sheets</b>	232
<b>Acknowledgements</b>	234

## 雅思简介

国际英语语言测试系统 (International English Language Testing System), 简称“雅思” (IELTS), 是一项用来测试需要到英语国家学习或者工作的人的英语能力的考试, 并已得到全球的广泛认可。

雅思考试分两种: 学术类 (适用于本科或研究生阶段留学) 和一般培训类 (适用于非学位水平的职业或培训项目、中学入学或移民)。这两种类型的考试均由听力、阅读、写作和口语四个单项测试组成。其中, 学术类和一般培训类的听力、口语单项题目相同, 阅读和写作单项的题目不同。

## 本书的适用对象

本书适用于所有雅思学术类考生。本书可在课堂上用作教材, 也可用作自学参考书。本书的目标读者是那些希望在雅思考试中取得6分及以上成绩的考生。

## 本书简介

本书包含6套雅思考试模拟试题, 每套测试题都包含听力、阅读、写作和口语单项测试。Test 1和Test 2中附有进一步的练习和学习指导。6套模拟试题的难度都与真题难度相当。

在Test 1中, 每部分的测试都包含**Training** (练习) 和**Exam practice** (模拟测试) 两大块:

- **Training**部分提供了考试信息和练习题, 帮助考生备考。在听力、写作和口语测试部分, Test 1主要讲解和练习了语法、词汇以及与这几部分相关的功能语言, 而这些练习以修正雅思考生在考试中出现常见错误为基础, 这些错误都收录在剑桥学习者语料库 (Cambridge Learner Corpus, 以下简称“CLC”) 中 (参见下文)。写作部分包含雅思考生作文和官方范文的节选。

- **Exam practice**部分除了测试题之外, 还包含答题策略提示和相关题目解题指导, 一步一步地指导考生完成测试题。雅思听力和阅读部分涵盖各式各样的题目, 而同一题型未必每次都出现在试题的同一板块。这些模拟试题便体现了这一多样性; 在Test 1和Test 2的测试中, 考生会遇到雅思考试的所有主要题型。

Test 2除了回顾Test 1中的主要题型, 还包含了Test 1中没有涉及的题型训练。Test 2中的**Training**部分要比Test 1中的短。Test 2也包含**Exam practice**, 并就如何解题给出一些提示和建议。

Tests 3-6均为完整的模拟试题, 不包含答题指导或练习。这4套模拟试题包含Test 1和Test 2中出现的各种题型, 并涵盖了各种不同的话题和文章类型。这4套模拟试题可以让考生有机会练习在Test 1和Test 2中掌握的答题策略和技巧。

每套模拟试题都附有答案详解 (参见下文)。

## 如何使用本书

### Test 1 Training

- 对于测试题的每个Section（如Listening Section 1，第10页），首先读一下**What is...?**部分，这部分主要描述了该Section包含的题型。有的Section还包含**What does it test?**，主要描写了诸如试题各部分主要考查哪种技能（如识别关键信息，理解说话者的观点）等内容。
- 通读**Task information**，这部分详细描述了接下来要出现的题型。
- 浏览标有**Tip!**的信息，这部分给出了有关考试策略和语言知识的大致建议。
- 在做**Exam practice**部分的练习之前，先完成各Section的**Useful language**部分的练习。这些练习可以帮助考生拓展必要的技能，并提供与Test 1中的试题直接相关的练习。练习均附答案和详解。很多练习还包含了对雅思考生常犯的语言错误的展示和纠正，这些错误都收录在CLC中。
- 查看标有**Advice**的方框，里面是针对具体问题给出的实用指导。
- 在听力部分，需使用MP3播放器播放光盘中相应的音频文件。
- 在Test 1的写作部分中，很多练习都是以CLC的雅思范文以及雅思考生作文使用的语言为基础的，参考答案同样如此，且这些答案都体现了最优秀的考生应达到的标准。练习题附有答案和详解。这些练习最后构成与模拟测试部分类似的测试练习，但不完全一样。
- 在口语部分，一些练习可以形成一组适用于Part 1问题的个性化的、实用的回答；其他练习主要训练在Part 2的对话和Part 3的讨论中必备的语言技巧。这些练习可以用来和搭档一起做限时练习，也可以用来独自练习。

### Test 1 Exam practice

- 在做模拟测试题之前，先读听力、阅读和写作各Section中的**Action plan**部分。对于雅思考试中诸多不同的题型，**Action plan**部分会告诉考生如何用最佳方法解答每一种题型，取得高分，并避免浪费时间。

- 仔细按照**Action plan**中的步骤完成题目，并充分利用**Tip!**和**Advice**中提供的帮助信息。
- 所有题目均附解析，详细地解释了选项正确或错误的原因。听力部分提供了完整的听力原文，并用下画线标出了包含正确答案的内容。

### Test 2 Training

- 回答**Review**中的问题以提醒自己注意测试的每个部分。如果需要的话，可以使用与Test 1的相互参照来核对自己的答案。
- 完成写作和口语部分的练习。该口语部分将Test 1中介绍的答题策略和技巧扩展到口语测试中可能会涉及的话题中。写作部分修正了Test 1中涉及的答题策略，并且进一步提供了更有针对性的写作练习。很多练习都是以CLC提供的雅思考生作文为基础的。

### Test 2 Exam practice

- 回答每一个**Action plan reminder**中的问题。这些问题与Test 1中介绍的答题策略相关。如果需要的话，你可以使用相互参照查看Test 1中相应的内容。
- 通读**Action plans**，了解没有在Test 1中出现的新题型。充分利用**Tip!**和**Advice**中提供的有用信息来完成测试，并通过本书的答案详解部分核对答案。

### Tests 3–6 Exam practice


- 可能的话，尽量在考试环境下做这几套模拟测试题，并且运用在指导性的Test 1和Test 2中学到的答题技巧和语言知识。
- 口语部分最好和搭档一起进行，这样可以方便互相提问题。如果条件不允许，则要按照题目说明独立完成口语的三个部分。可以准备一块手表，严格遵守时间规定。录下自己的回答并听听自己的录音，这样可以帮助自己发现哪些地方还需多加练习。

考生可以以任意顺序完成Tests 3–6，但是每套题一定要在规定时间内完成。

## 剑桥学习者语料库 (Cambridge Learner Corpus)

剑桥学习者语料库 (CLC) 大量收集了参加过剑桥ESOL英语测试的全球各地考生所写的考卷, 目前已经收录了85,000多份, 而且数量一直在增加。它是剑桥国际语料库 (Cambridge International Corpus, 以下简称“CIC”) 的一个组成部分, 由剑桥大学出版社和剑桥ESOL考试中心共同维护建设。CLC目前收集的考卷来自:

- 85,000名考生
- 100种不同的第一语言
- 180个不同的国家

在本书写作部分的练习题和考生作文节选中, 有如下标记的便是来自CLC的内容: 

### 本书的其他内容

- 本书第173-231页的答案详解部分给出了正确答案和必要的解析 (尤其是在Test 1和Test 2中)。在有些地方, 例如多项选择题部分, 也分析了其他选项错误的原因。
- 本书提供了听力部分完整的听力原文, 并用下划线标出了包含正确答案的内容。
- 本书的最后提供了阅读和听力部分的答题纸。在实际参加考试前, 考生应对这些有所了解, 以便知道如何正确标记和书写答案。
- 光盘内包含了6套雅思模拟测试题的听力音频文件。书中涉及听力录音的部分均以特殊图图标示:



## 国际英语语言测试系统 (雅思)

### 雅思的级别

雅思考试没有通过与否之说。考生会得到一个在1-9分之间的等级分。获得9分的考生英语使用流利、精确, 词汇量大, 极少犯错, 将有能力在专业和学术环境下运用英语。获得7分的考生能够有效地理解英语和用英语进行沟通, 能够使用一些复杂的英语, 尽管可能会有错误, 但并不影响交流。成绩在5分或者5分以下意味着考生只掌握有

限的英语, 而且语法、发音等方面的错误会导致误解。

不同的组织和机构会公布各自对录用者的雅思成绩的要求。

### 评分

听力单项测试包含40道题, 每答对1题得1分。

阅读单项测试包含40道题, 每答对1题得1分。学术类和培训类的阅读测试部分按同样的标准进行评分。但是由于学术类阅读测试的文章总体上比培训类的难度大一些, 所以分数相同的情况下, 培训类阅读要求考生答对更多的题目。

写作单项测试 (学术类和培训类) 从以下几个方面进行评分: 任务完成情况 (Task 1)、任务回答情况 (Task 2)、连贯与衔接、词汇量、语法多样性和准确性。考官为以上每项标准分别评等级分, 且这几项标准所占权重相同。

口语单项测试中, 考官按以下四项标准分别评等级分: 语言的流利度和连贯性、词汇量、语法多样性和发音, 这几项标准所占权重相同。

考生的每一项技能测试 (听力、阅读、写作和口语) 都会采用1-9分的等级评分制来测评, 4个单项独立记分且同等重要。4个单项所得分数经过平均后四舍五入的成绩即为最终成绩。每个考生都会收到成绩报告单, 记录考生的总分和4个单项的分别得分。按照下面列出的1-9分的评分标准, 雅思考试的总分和4个单项分均允许整分或者半分。

如果考生在考试环境下完成本书模拟测试题, 那么考生的阅读和听力两部分都要达到将近20分才能使总成绩达到5.5分左右。要想达到7分的话, 阅读和听力两部分都要达到将近30分才行。

## 雅思成绩等级

**9 卓越使用者**——精通英语用法：语体得当，用词准确，口语流利，沟通无障碍。

**8 优秀使用者**——精通英语用法，偶尔语言组织不准确或不恰当；遇到不熟悉的情况可能会出现理解错误；能够进行复杂、具体的论证。

**7 良好使用者**——熟练掌握英语用法，只是偶尔在某些情况下出现用法不准确、不恰当和理解错误；大体而言可以很好地处理复杂的语句，并能够理解详细的论证。

**6 合格使用者**——大体上能有效掌握英语用法，但是有时会出现用法不准确、不恰当或理解错误；能够运用并理解相当复杂的句子，尤其是在比较熟悉的领域。

**5 普通使用者**——部分掌握英语用法，在大多数情况下能理解大意，不过很可能会出现很多错误；在自身熟悉的领域应该可以进行基本的沟通。

**4 有限使用者**——只限在熟悉领域内的基本运用能力；在理解和表达方面经常遇到困难；无法使用复杂句式。

**3 极其有限使用者**——只有在非常熟悉的领域内才能进行比较基本的沟通；交流经常中断。

**2 间歇性使用者**——无法进行真正的交流，只有在熟悉领域和紧急需要时，能以单词或短句传达最基本的信息；在英语口语和书面语理解方面都非常困难。

**1 非使用者**——除了能够使用个别单词，基本上无法用英语进行交流。

**0 没有参加考试**——没有可供评估的信息。

更多有关评分和考试成绩的信息，请查阅剑桥ESOL官网（地址参见本书第9页）。

## 雅思考试内容

雅思考试包含4个单项测试，每个单项各含2、3或4个部分。每部分的考查事项详见下文表格。

**听力** 大约30分钟，最后有10分钟的时间把答案誊写到答题纸上。

- 学术类和培训类的题目一致。
- 前两个Section的话题主要基于社交或生活场景，后两个Section则都是与教育或培训相关的场景。
- 4个Section的难度依次递增。
- 每个Section的录音只听一遍。
- 每道题的答题说明都在试卷上。
- 每个Section开始前都有一段短暂的停顿，考生可以利用这段时间查看题目。如果一个Section中有一个以上的任务，那么在下一个任务的录音内容开始前也会有短暂的停顿。
- 每个Section开始之前都能听到一段对接下来的录音内容的简短介绍，但这段内容不会印在试卷上。
- 听力测试结束后，考生会有10分钟的时间把答案誊写到答题纸上。
- 誊写答案时，正确的拼写非常重要。



Section	题量	听力录音内容	题型 (每个Section包含以下一项或多项任务)	题目信息
1	10	两个谈话者之间的一段对话或采访,就日常生活话题给出并交换看法	完成笔记	第10、67页
2	10	一段独白(有时由另一个说话者发起),提供与日常生活话题相关的信息,例如一次广播节目或者某个导游的一次谈话	完成表格	第61页
3	10	2个、3个或者4个谈话者之间的有关教育或者培训的情景对话	完成图表	第21、62页
4	10	在某个学术场景下的一段独白,例如一次讲座或演示	补全句子	第68页
			完成流程图	第17页
			标记地图	第64页
			标注图解	第17页
			配对题	第14、66页
			多项选择题	第14、63、65页

#### 学术类阅读 1小时

- 本书阅读测试仅适用于学术类考试。参加一般培训类考试的考生可参考剑桥ESOL考试中心的网站。两种类型的阅读测试都采用相同的形式,但所选文章在话题、文体、语言难度和风格方面有所不同。
- 三篇文章的长度加起来大约2,750个词。

Passage	题量	文章类型	题型 (每部分包含以下一项或多项任务)	题目信息
1	13 (2项或3项任务)	文章可能选自图书、期刊、杂志、报纸或网站。这些文章均适合本科生或研究生阅读,并不针对学科专业研究,适宜兴趣阅读。	多项选择题	第34、76、80页
2	13 (3项任务)		配对题	第28、34、73、82页
3	14 (3项任务)		判断True/False/Not Given	第23、71页
			判断Yes/No/Not Given	第34、81页
			信息定位	第28页
			完成笔记、图表或流程图	第23、72页
			完成概要或句子	第28、77页
			标注图解	第23页

## 学术类写作 1小时

本书写作测试仅适用于学术类考试。参加一般培训类考试的考生可参考剑桥ESOL考试中心的网站。

Task	建议时间和分数比例	题型和字数	题目信息
1	20分钟 占写作总分的三分之一	总结图表或表格中给出的信息 不少于150字	第40、87页
2	40分钟 占写作总分的三分之二	写一篇作文，讨论某种观点或想法 不少于200字	第48、90页

## 口语 11-14分钟

学术类和一般培训类都适用。

考生要直接面对考官，进行一对一的面试，并且面试过程会被录音。

Part	时间	题型	题目信息
1	4-5分钟	自我介绍并讨论一些日常话题	第55、91页
2	1分钟的准备时间 2分钟的谈话	准备并讨论考官给出的话题，接着再回答一两个与话题相关的问题	第57、92页
3	4-5分钟	就Part 2中的话题和考官进行讨论，并且主动创造机会讨论更抽象的问题和看法	第59、94页

## 更多信息

本书所提供的有关雅思考试的信息仅为对雅思考试的概述。想要了解有关雅思考试的详细信息，如题型、测试重点和备考信息，请参考《雅思手册》（*IELTS Handbook*），本书可通过剑桥ESOL考试中心获取（地址如下）或通过其官方网站下载：

[www.CambridgeESOL.org](http://www.CambridgeESOL.org)。

University of Cambridge ESOL Examinations  
1 Hills Road  
Cambridge CB1 2EU  
United Kingdom

## What is Listening Section 1?

- a conversation between two people, either face to face or on the phone
- the subject is a topic of general interest (e.g. booking a holiday or course of study)
- one or two tasks (e.g. note completion)
- an example and 10 questions

## What does it test?

- understanding specific information (e.g. dates, everyday objects, places, etc.)
- spelling

## Useful language: spelling

If you are asked to write the name of a street, person, company, etc., it will be spelt for you. You need to be very familiar with the names of the letters of the alphabet as you only hear them once.

## Task information: Note completion

This task requires you to fill the gaps in the notes someone makes during a conversation. The notes are in the same order as the information you hear. There are other similar completion tasks that you will see: tables (e.g. Test 1 Section 4), sentences (e.g. Test 3 Section 4) and forms (e.g. Test 2 Section 1).

You have to:

- listen to a conversation – you hear it once only.
- write one/two/three words or a number or date in each gap in the notes.
- write the exact words you hear.
- spell everything correctly.
- transfer your answers to the answer sheet after all four listening sections.

 **02** 1 Listen and repeat the names of these letters.


A E I S

 **03** 2 Now listen to these letters and put them in the correct column according to how we pronounce their names.

C F G H J K L N O R T U V W X Y

Four of the letters don't fit in any of the columns. Which are they?


A	E	I	S
	C		

 **04** 3 Listen to some words being spelt out and write down what you hear. Read the word you have written. Can you say it? If not, maybe you missed a vowel!

- 1 Address: 23 ..... Road
- 2 Name of company: ..... Limited
- 3 Name: Anna .....
- 4 Meeting place: ..... School
- 5 Name of village: .....
- 6 Website address: www. .... .com

**Tip!** When a letter is repeated, we say 'double', e.g. EE is 'double E'.

## Useful language: numbers

 **05** Listen to these sentences and write the number you hear in the gaps.

- 1 ..... King Street
- 2 Family ticket costs \$ .....
- 3 Mobile phone number: .....
- 4 Theatre opened in .....
- 5 Secretary is in Room .....
- 6 Cost of flight: £ .....


**Tip!** The numbers you write in the exam will be a year, a price, a phone number or part of an address, etc.

### Advice

**3** When we say a phone number, we can pronounce 0 as 'oh', or say 'zero'.

**6** When we talk about money we say, for example 'four pound(s)/dollar(s)/euro(s) fifty' (£4.50 / \$4.50 / €4.50).

## Useful language: dates

 **06** Listen to these sentences and write the dates you hear in the gaps.


- 1 The course begins on .....
- 2 Date of birth: .....
- 3 Date of appointment: .....
- 4 The wedding will take place on .....
- 5 Date of arrival in New York: .....
- 6 Date of interview: .....

### Advice

**2** We say dates like 1985 or 2014 as 'nineteen eighty-five' and 'twenty fourteen'. For years between 2000 and 2010, we can say, for example, 'two thousand and one'.

**Tip!** You can write a date in different ways to get a mark (e.g. 3rd March, March 3 or 3 March). This fits the 'one word and/or a number' in the instruction.

## Useful language: measurements

 **07** Listen to these sentences and write the measurement you hear in the gaps.

- 1 Mount Everest is ..... high.
- 2 Distance from Wellington to Auckland: .....
- 3 John's height: .....
- 4 Add ..... flour to sugar.
- 5 Weight: .....
- 6 Width of desk: .....

**Tip!** You can write the whole measurement or an abbreviation (e.g. 25 metres/meters or 25m, 19 kilometres/kilometers or 19km).

## Useful language: deciding what to write in the gaps

**Tip!** Predicting what type of word will go into each gap helps you to be ready to hear it during the recording.

Look at the sample exam task below and complete this table.

Which gaps need ...		What tells you this?
a date?	1	
a distance?		
only numbers?		
a price?		
a website address?		
nouns:		
• a meal or kind of food?		
• a place?		
• a facility?		
• clothes or a piece of equipment?		
• an event?		

### Pony-trekking holiday

*Example*

*Answer*

Holiday lasts

.....8..... days.

Holiday starts on 1 .....

Children must be over 2..... years.

Group rides 3..... each day on average.

Hats provided but not 4.....

Holiday costs 5 £..... per person

All food included except 6.....

Camp site has a 7.....

Find more information at www. 8..... .com

At least one day is spent riding in the 9.....

A 10..... will take place one evening.

**Action plan for Note completion**

- 1 Look at the instructions to find out how many words you can write.
- 2 Look at the heading and read through the notes. There is time to do this before you listen.
- 3 Look at the gaps and think about what kinds of word or number are needed (e.g. a date, a distance, an address, a noun).
- 4 Listen to the introduction, which tells you what the recording is about.
- 5 Listen carefully to the conversation and focus on each question in turn. As soon as you've written the answer to one question, listen for the answer to the next.

**Tip!** Write an answer in every gap even if you aren't sure about it. A guess might get a mark but an empty space can't!

**08 Questions 1–10**

Complete the notes below.

Write no more than **TWO WORDS AND/OR A NUMBER** for each answer.

**Cycling holiday in Austria**

Example	Answer
Most suitable holiday lasts	.....10..... days.

- Holiday begins on **1** .....
- No more than **2** ..... people in cycling group.
- Each day, group cycles **3** ..... on average.
- Some of the hotels have a **4** .....
- Holiday costs **5** £ ..... per person without flights.
- All food included except **6** .....
- Essential to bring a **7** .....
- Discount possible on equipment at www. **8** ..... .com
- Possible that the **9** ..... may change.
- Guided tour of a **10** ..... is arranged.

**Tip!** Remember you only hear the recording once.

**Tip!** If one of your answers is more than two words and a number, it is wrong!

**Advice**

The words you hear are usually different from the words in the notes, except for the word(s) you have to write.

- 1 Make sure you write the whole date.
- 2 What question does the woman ask which tells you the answer is coming? Which words in the man's answer mean 'no more than'?
- 3 Which word tells you the answer is coming? Which words do you hear that mean 'on average'?
- 6 If the word you hear is plural, don't forget to write the 's'.
- 7 Which words do you hear which tell you that you will soon hear the answer?
- 8 Write only the missing word(s). There's no need to write www. and .com on the answer sheet.

**10** You must spell everything correctly but both American and British English spelling are acceptable here. Check your spelling when you transfer your answers.

## What is Listening Section 2?

- a talk / speech / announcement / recorded message / radio excerpt given by one person, sometimes with an introduction by another person
- the subject is a topic of general interest (e.g. what's on, a place of interest)
- usually two tasks (e.g. multiple choice, matching, completing a flow-chart)
- ten questions – there is a brief pause in the recording before the start of the next task

## What does it test?

- understanding specific factual information
- selecting relevant information from what you hear

## Task information: *Multiple choice (three options)*

*Multiple-choice* questions usually focus on the details. They follow the order of the recording.

You have to:

- listen to the recording – you hear it ONCE only.
- choose from options A, B or C to answer a question or complete a statement so that it means the same as the recording.
- transfer your answers to the answer sheet after all four listening sections.

There is another kind of multiple-choice task – see Test 2 Listening Section 2.

## Task information: *Matching information*

*Matching information* requires you to listen to detailed information and relate it to a number of places, people, etc.

You have to:

- listen to part of the recording – you hear it ONCE only.
- match one piece of information from the box to each question.
- transfer your answers to the answer sheet after all four listening sections.

There are other kinds of matching task (e.g. Test 2 Listening Section 3, Test 4 Listening Section 3).

## Useful language: paraphrasing

In many IELTS tasks, you have to choose a correct answer from a number of options. The options express ideas using different words from the recording.

Match these phrases (1–10) to ones with similar meanings (a–j).

- |                   |                         |
|-------------------|-------------------------|
| 1 a wide variety  | a a convenient location |
| 2 recently        | b a special occasion    |
| 3 easy to get to  | c not long ago          |
| 4 no more than    | d looks out over        |
| 5 a peaceful spot | e a huge range          |
| 6 birthday        | f has changed           |
| 7 has a view of   | g the maximum number    |
| 8 is different    | h kitchen equipment     |
| 9 upmarket        | i a quiet place         |
| 10 saucerpans     | j luxury                |

### Action plan for *Multiple choice (three options)*

- 1 Read the questions. They give you an idea of what the recording will be about and what information you should listen for.
- 2 Listen to the introduction. It tells you what the recording is about.
- 3 Follow the recording by listening for the answer to each question.

**Tip!** Listen out for key words, so that you know which question to answer.

- 4 As soon as you've chosen the answer to a question, listen for the answer to the next one.
- 5 Check your answers and then transfer them to the answer sheet at the end of the Listening test.

### Questions 11–14

Choose the correct letter, **A**, **B** or **C**.

- 11 The market is now situated
  - A under a car park.
  - B beside the cathedral.
  - C near the river.
- 12 On only one day a week the market sells
  - A antique furniture.
  - B local produce.
  - C hand-made items.
- 13 The area is well known for
  - A ice cream.
  - B a cake.
  - C a fish dish.
- 14 What change has taken place in the harbour area?
  - A Fish can now be bought from the fishermen.
  - B The restaurants have moved to a different part.
  - C There are fewer restaurants than there used to be.

### Advice

**11** The prepositions on the recording are different from the ones here. Check that the answer you choose means the same as what you hear.

**12** Think about the kinds of word you might hear before you listen (e.g. what is 'local produce?').

**13** Although the questions follow the order of the recording, each set of options (A, B, C) may not.

**14** Read the question carefully. You need to listen for what has **changed**.



## Action plan for *Matching information*

- 1 Read the options in the box. Think about words you might hear that have a similar meaning.

**Tip!** At the end of the first task there is a pause. Use this time to read the questions for the next task.

- 2 Listen to the instructions for the task (if this is the first task).
- 3 Look at the names of places, people or things that you need to match to the options.
- 4 Look at the options in the box while you listen to the recording. Choose one answer to each question.

**Tip!** If you can't choose between two answers for one question, write them both down for now. One might be the answer to a later question, then you will know you can't choose it twice.

- 5 Check your answers and then transfer them to the answer sheet at the end of the Listening test. Make sure you transfer the answers for both tasks!

### 09 Questions 15–20

Which advantage is mentioned for each of the following restaurants?

Choose **SIX** answers from the box and write the correct letter, **A–H**, next to questions 15–20.

#### Advantages

- A the decoration
- B easy parking
- C entertainment
- D excellent service
- E good value
- F good views
- G quiet location
- H wide menu

- |    |                           |       |
|----|---------------------------|-------|
| 15 | Merrivales                | ..... |
| 16 | The Lobster Pot           | ..... |
| 17 | Elliot's                  | ..... |
| 18 | The Cabin                 | ..... |
| 19 | The Olive Tree            | ..... |
| 20 | The Old School Restaurant | ..... |

**Tip!** You can only choose each option (Advantages A–H) once, so two of the options aren't needed.

**Tip!** The options are in alphabetical order, not in the order you hear them.

#### Advice

**B** For some restaurants you will hear information about parking but it might not be 'easy'.

**D** You will hear information about service but it might not be 'excellent'. The answer is only correct if the meaning matches exactly what you hear.

**Tip!** The restaurants (15–20) are in the order you hear them so listen for each one in turn.