

专业认证考试的首推丛书

MCSE *MIKE MEYERS* 认证考试丛书

MCSE Windows®

2000 目录服务管理部分

考试号: 70-217
英文版

MCSE Windows® 2000

Directory Services
Administration

EXAM
70-217



附赠

(美) STEVEN D. KACZMAREK 著

MCSE, MCT



机械工业出版社
China Machine Press

Mc
Graw
Hill

Education

MIKE MEYERS

MCSE 认证考试丛书

MCSE Windows 2000 目录服务管理部分

(考试号:70-217)(英文版)

MCSE Windows 2000 Directory Services
Administration (EXAM 70-217)

(美) STEVEN D. KACZMAREK 著



机械工业出版社
China Machine Press



Education

Steven D. Kaczmarek

MCSE Windows 2000 Directory Services Administration (EXAM 70-217)

ISBN:0-07-219471-5

Copyright © 2002 by the McGraw-Hill Companies, Inc.

Original language published by The McGraw-Hill Companies, Inc. All Rights reserved. No part of this publication may be reproduced or distributed in any means, or stored in a database or retrieval system, without the prior written permission of the publisher.

Authorized English language reprint edition jointly published by McGraw-Hill Education (Asia) Co. and China Machine Press. This edition is authorized for sale in the People's Republic of China only, excluding Hong Kong, Macao SAR and Taiwan. Unauthorized export of this edition is a violation of the Copyright Act. Violation of this Law is subject to Civil and Criminal Penalties.

本书英文影印版由机械工业出版社和美国麦格劳-希尔教育出版(亚洲)公司合作出版。此版本仅限在中华人民共和国境内(不包括香港、澳门特别行政区及台湾)销售。未经许可之出口,视为违反著作权法,将受法律之制裁。

未经出版者预先书面许可,不得以任何方式复制或抄袭本书的任何部分。

本书封面贴有 McGraw-Hill 公司激光防伪标签,无标签者不得销售。

北京市版权局著作权合同登记号:图字:01-2002-0092

图书在版编目(CIP)数据

MCSE WINDOWS 2000 目录服务管理部分:考试号:70-217/(美)凯兹马瑞克(Kaczmarek, S. D.)著. --北京:机械工业出版社,2002.3

(MIKE MEYERS MCSE 认证考试丛书)

ISBN 7-111-10064-6

I. M... II. 凯... III. 窗口软件, Windows 2000—计算机网络—管理—工程技术人员—资格考核—自学参考资料—英文 IV. TP316.86

中国版本图书馆 CIP 数据核字(2002)第 015090 号

机械工业出版社(北京市百万庄大街 22 号 邮政编码 100037)

北京机工印刷厂印刷·新华书店北京发行所发行

2002 年 3 月第 1 版第 1 次印刷

1000mm×1400mm·B5·11.5 印张·447 千字

印数:0 001—3 000 册

定价:47.00 元(附光盘)

凡购本书,如有缺页、倒页、脱页,由本社发行部调换

本社购书热线电话(010)68993821,68326677-2527



Check-In

May I See Your Passport?

What do you mean you don't have a passport? Why, it's sitting right in your hands, even as you read! This book is your passport to a very special place. You're about to begin a journey, my friend, a journey toward that magical place called *certification*! You don't need a ticket; you don't need a suitcase—just snuggle up and read this passport—it's all you need to get there. Are you ready? Let's go!

Your Travel Agent—Mike Meyers

Hello! My name's Mike Meyers. I've written a number of popular certification books and I'm the president of Total Seminars, LLC. On any given day, you'll find me replacing a hard drive, setting up a Web site, or writing code. I love every aspect of this book you hold in your hands. It's part of a powerful new book series called the *Mike Meyers' Certification Passports*. Every book in this series combines easy readability with a condensed format. In other words, the kind of book I always wanted when I went for my certifications. Putting this much information in an accessible format is an enormous challenge but I think we have achieved our goal and I am confident you'll agree.

I designed this series to do one thing and only one thing: to get you the only the information you need to achieve your certification. You won't find any fluff in here—your author, Steven D. Kaczmarek, packed every page with nothing but the real nitty-gritty of the certification exam. Every page is packed with 100% pure concentrate of certification knowledge! But we didn't forget to make the book readable, I hope you enjoy the casual, friendly style—I want you to feel as though the author is speaking to you, discussing the certification—not just spewing facts at you.

My personal e-mail address is mikem@totalsem.com. Please feel free to contact me directly if you have any questions, complaints or compliments.

Your Destination—MCSE Windows 2000 Directory Services Administration

This book is your passport to the Microsoft MCSE Windows 2000 Directory Services exam. The MCSE Windows 2000 Directory Services exam tests your skills in advanced Windows 2000 features—particularly implementation and management of Active Directory. You'll learn about installing and configuring DNS for Windows 2000 and Active Directory, implementing Active Directory, managing and troubleshooting network environments using Active Directory features such as group policy and remote installation services, and optimizing and securing the networking environment. You will understand these technologies and appreciate how and when to use them.

Your Guide—Steven D. Kaczmarek

Steven D. Kaczmarek is one of those folks you never want to invite to a Quake or Half-Life party—he'll get you so interested in the network itself that you'll forget all about fragging your fellow players and instead find yourself having fun creating Active Directory integrated forward lookup zones. (Of course who *doesn't* enjoy making Active Directory integrated forward lookup zones - but you catch my drift). Wait a cotton-pickin' minute—don't tell me you don't know Steven Kaczmarek! Well, he's the author of the *Systems Management Server 2.0 Administrator's Companion*—a book considered standard issue for those who deal with SMS, including the Microsoft Systems Management Server development team! Plus, you may know Steven from his popular conference sessions as well as from the classroom. Steve has adopted Active Directory as an area of great personal interest and it won't take you many pages into this book to see that when it comes to Active Directory, Steve is your one-stop source!

Steve wants you to know that your input is very important. You can contact him at skaczmarek@enactcorp.com to discuss any issues or questions relating to this book.

Why the Travel Theme?


One of my favorite topics is the parallel of gaining a certification to a taking a trip. All the elements are the same: preparation, an itinerary, a route—even mishaps along the way. Let me show you how it all works.

This book is divided into 11 chapters. Each chapter begins with an Itinerary of objectives covered in each chapter and an ETA to give you an idea of the time

involved learning the skills in that chapter. Each chapter is broken down by real exam objectives, either those officially stated by the certifying body or if the vendor doesn't provide these, our expert takes on the best way to approach the topics. Also, each chapter contains a number of helpful items to bring out points of interest.


Exam Tip

Points out critical topics you're likely to see on the actual exam.




Travel Assistance

Points you to additional sources such as books and Web sites to give you more information.




Local Lingo

Describes special terms in detail in a way you can easily understand.



Travel Advisory

Warns you of common pitfalls, misconceptions, and downright physical peril!



The end of the chapter gives you two handy tools. The Checkpoint reviews each objective covered in the chapter with a handy synopsis—a great way to quickly review. Plus, you'll find end of chapter questions and answers to test your newly acquired skills.

But the fun doesn't stop there! After you've read the book, pull out the CD and take advantage of the free practice questions! Use the full practice exam to hone your skills and keep the book handy to check answers. When you're passing the practice questions, you're ready to take the exam—go get certified!

The End of the Trail

The IT industry changes and grows constantly—and so should you. Finishing one certification is just a step in an ongoing process of gaining more and more certifications to match your constantly changing and growing skills. Read the Career Flight Path (Appendix B) at the end of the book to see where this certification fits into your personal certification goals. And remember, in the IT business, if you're not moving forward, you're way behind!

Good luck on your certification! Stay in touch!


A handwritten signature in black ink, appearing to read "Mike Meyers", with a stylized, flowing script.

Mike Meyers

Series Editor

Mike Meyers' Certification Passport

Contents at a Glance



Check-In	xviii
-----------------------	--------------

I	Installing, Configuring, Managing, Monitoring, and Troubleshooting DNS for Active Directory	1
----------	--	----------

1	Implementing Domain Name Service (DNS)	3
----------	---	----------

2	Maintaining DNS	29
----------	------------------------------	-----------

II	Installing and Configuring Active Directory	59
-----------	--	-----------

3	Installing Active Directory	61
----------	--	-----------

4	Configuring Server Objects	97
----------	---	-----------

III	Configuring, Managing, Monitoring, Optimizing, and Troubleshooting Change and Configuration Management	129
------------	---	------------


5	Creating Group Policies	131
----------	--------------------------------------	------------

6	Managing Environments Using Group Policy	161
----------	---	------------

7	Remote Installation Services	189
----------	---	------------

IV	Managing, Monitoring, and Optimizing the Components of Active Directory	213
8	Managing Active Directory Objects	215
9	Maintaining Active Directory	245
V	Configuring, Managing, Monitoring, and Troubleshooting Security in a Directory Services Infrastructure	273
10	Managing Security	275
11	Monitoring Security	295
	Appendix A: About the CD-ROM	317
	Appendix B: Career Flight Path	319
	Index	323

Contents



Check-In	xviii
I Installing, Configuring, Managing, Monitoring, and Troubleshooting DNS for Active Directory	1
1 Implementing Domain Name Service (DNS)	3
Objective 1.01	
Install and Configure DNS for Active Directory	4
DNS Basics	4
DNS Setup for Active Directory	7
Objective 1.02	
Integrate Active Directory DNS Zones with Existing DNS Infrastructure	12
Objective 1.03	
Configure Zones for Dynamic Updates and Secure Dynamic Updates	16
Enabling Dynamic Updates	17
Enabling Secure Dynamic Updates	20
CHECKPOINT	20
Review Questions	22
Review Answers	25
2 Maintaining DNS	29
Objective 2.01	
Create and Configure DNS Records	30
SVR Records	31

Objective 2.02

Manage, Monitor, and Troubleshoot DNS	33
Managing DNS Network Traffic	34
Using Secondary DNS Servers	37
Using Caching-Only Servers	37
Managing Zone Transfers	39
Monitoring and Troubleshooting DNS	42
Troubleshooting Using Command-Line Functions	47
CHECKPOINT	50
Review Questions	51
Review Answers	55

II	Installing and Configuring Active Directory	59
3	Installing Active Directory	61

Objective 3.01

Install Forests, Trees, and Domains	62
Active Directory Overview	62
Active Directory Structure	64
Active Directory Installation	66
First Domain Controller in a New Forest	67
First Domain Controller for a New Domain Tree in a Forest	69
Domain Controller for a New Child Domain of an Existing Domain	70
Additional Domain Controller for an Existing Domain	72
Install Verification and Configuration Process	73
Preinstallation Requirement Verification	74
Server Name Verification	74
IP Configuration Verification	74
DNS and NetBIOS Name Verification	74
Installation Permissions Verification	75
Path Verification	75
Removing Active Directory	77

Objective 3.02

Automate Domain Controller Installation	79
--	----

Objective 3.03

Verify and Troubleshoot Active Directory Installation	84
--	----

Objective 3.04

Implement an Organizational Unit Structure 85

CHECKPOINT 89

 Review Questions 90

 Review Answers 94

4 **Configuring Server Objects** 97

Objective 4.01

Transfer Operations Master Roles 98

 Forest-Specific Roles 99

 Infrastructure Master Role 100

 PDC Emulator Role 100

 RID Master Role 102

 Determining Roles 102

 Transferring Roles 104

 Global Catalog Server 106

Objective 4.02

Create Sites, Subnets, Site Links, and Connection Objects 109

 Active Directory Replication 109

 Site, Subnet, and Site Link Objects 113

 Site Link Bridges 116

Objective 4.03

Configure Server Objects 119

CHECKPOINT 121

 Review Questions 122

 Review Answers 125

III **Configuring, Managing, Monitoring, Optimizing, and Troubleshooting Change and Configuration Management** 129

5 **Creating Group Policies** 131

Objective 5.01

Implement and Troubleshoot Group Policy 132

Objective 5.02	
Create and Modify a Group Policy Object	135
Objective 5.03	
Link to an Existing Group Policy Object	141
Objective 5.04	
Delegate Administrative Control of Group Policy	144
Objective 5.05	
Modify Group Policy Prioritization and Configure Group Policy Options	147
Objective 5.06	
Filter Group Policy Settings by Using Security Policies	150
CHECKPOINT	152
Review Questions	154
Review Answers	157
6	
Managing Environments Using Group Policy	161
Objective 6.01	
Manage and Troubleshoot User Environments by Using Group Policy	162
Objective 6.02	
Install, Configure, Manage, and Troubleshoot Software by Using Group Policy	167
Defining Deployment Options	169
Applying Service Packs and Patches	172
Removing Applications	173
Objective 6.03	
Manage Network Configuration by Using Group Policy	174
Using Scripts	174
Folder Redirection	176
Other Network Settings	180
CHECKPOINT	181
Review Questions	182
Review Answers	185

05313/02

7	Remote Installation Services	189
	Objective 7.01	
	Configure Active Directory to Support Remote Installation Services	190
	Configuring the RIS Server	191
	Configuring the RIS Image	193
	RIS Client Requirements	197
	Initiating a Remote Installation	197
	Objective 7.02	
	Configure RIS Options to Support Remote Installations	198
	Configuring Options Through RIS Server Settings	198
	Configuring Options Through Group Policy	201
	Pre-staging Clients	202
	Objective 7.03	
	Configure RIS Security	204
	CHECKPOINT	206
	Review Questions	207
	Review Answers	210
IV	Managing, Monitoring, and Optimizing the Components of Active Directory	213
8	Managing Active Directory Objects	215
	Objective 8.01	
	Locate Objects in Active Directory	216
	Objective 8.02	
	Move Active Directory Objects	221
	Objective 8.03	
	Publish Resources in Active Directory	221
	Publishing a Printer	222
	Publishing a Shared Folder	225
	Objective 8.04	
	Create and Manage Objects Manually Using Scripting	227

Objective 8.05

Control Access to Active Directory Objects	229
---	------------

Objective 8.06

Delegate Administrative Control of Objects in Active Directory	232
Customizing Consoles	234
Creating Taskpads	235
CHECKPOINT	237
Review Questions	238
Review Answers	242

9 Maintaining Active Directory 245

Objective 9.01

Monitor, Optimize, and Troubleshoot Active Directory Performance and Replication	246
Replication Monitor	247
Repadmin	249
Modifying Replication	250
Defragmentation	250
Moving the Directory Database	252
Troubleshooting Tips	252

Objective 9.02

Back Up and Restore Active Directory	254
---	------------

Objective 9.03

Perform an Authoritative and Non-Authoritative Restore of Active Directory	257
Authoritative Restore	257
Non-Authoritative Restore	260

Objective 9.04

Recover from a System Failure	261
--	------------

Objective 9.05

Seize Operations Master Roles	263
CHECKPOINT	266
Review Questions	267
Review Answers	270

V **Configuring, Managing, Monitoring, and Troubleshooting Security in a Directory Services Infrastructure** 273

10 **Managing Security** 275

Objective 10.01

Apply Security Policies Using Group Policy 276

 Exporting a Modified Template Through Local Security Policy 282

 Creating a New Policy Using the Security Templates Snap-In 283

Objective 10.02

Create, Analyze, and Modify Security Configurations Using the Security Configuration and Analysis Snap-in and the Security Templates Snap-In 285

 Using the Secedit Command-Line Utility 286

CHECKPOINT 289

 Review Questions 290

 Review Answers 292

11 **Monitoring Security** 295

Objective 11.01

Implement an Audit Policy 296

Objective 11.02

Monitor and Analyze Security Events 304

 Audit Setting Inheritance 305

 Viewing Audit Events 307

CHECKPOINT 311

 Review Questions 311

 Review Answers 314

Appendix A: About the CD-ROM 317

 Mike Meyers' Certification Passport CD-ROM Instructions 317

 System Requirements 317

 Technical Support 318

Appendix B: Career Flight Path 319

 Core Exams 319

 Core Elective Exam 320

 Elective Exams 320

 .NET and Beyond 321

Index 323