

CAMBRIDGE

SECOND EDITION

# TOUCHSTONE

# 剑桥标准英语教程

MICHAEL MCCARTHY  
JEANNE MCCARTEN  
HELEN SANDIFORD



# 2A

第2版

STUDENT'S BOOK  
学生用书



北京语言大学出版社  
BEIJING LANGUAGE AND CULTURE  
UNIVERSITY PRESS

新东方  
XDF.CN

SECOND EDITION

TOUCHSTONE

# 剑桥标准英语教程

MICHAEL MCCARTHY  
JEANNE MCCARTEN  
HELEN SANDIFORD

2A 第2版  
STUDENT'S BOOK  
学生用书



CAMBRIDGE  
UNIVERSITY PRESS



北京语言大学出版社  
BEIJING LANGUAGE AND CULTURE  
UNIVERSITY PRESS



## 图书在版编目(CIP)数据

剑桥标准英语教程2A学生用书 / (英) 麦卡锡  
(McCarthy, M.), (英) 麦克卡顿 (McCarten, J.), (英)  
桑迪福德 (Sandiford, H.) 编著. —2版. —北京: 北  
京语言大学出版社, 2016 (2016.7重印)  
ISBN 978-7-5619-4475-2

I. ①剑… II. ①麦… ②麦… ③桑… III. ①英语—  
教材 IV. ①H31

中国版本图书馆CIP数据核字 (2016) 第043935号

版权登记: 图字01—2015—1783号

This is an adaptation edition of the following titles published by Cambridge University Press:

Touchstone Second Edition Level 2 Student's Book A (ISBN: 9781107681750)

© Cambridge University Press 2014

· Touchstone Second Edition Level 2 Class Audio CDs (4) (ISBN: 9781107677579)

© Cambridge University Press 2014

This adaptation edition for the People's Republic of China (excluding Hong Kong, Macau and Taiwan) is published by arrangement with the Press Syndicate of the University of Cambridge, Cambridge, United Kingdom.

© Cambridge University Press and Beijing Language and Culture University Press 2016

This adaptation edition is authorized for sale in the People's Republic of China (excluding Hong Kong, Macau and Taiwan) only. Unauthorized export of this adaptation edition is a violation of the Copyright Act. No part of this publication may be reproduced or distributed by any means, or stored in a database or retrieval system, without the prior written permission of Cambridge University Press and Beijing Language and Culture University Press.

此版本仅限在中华人民共和国境内 (不包括香港、澳门特别行政区及台湾省) 销售。未经授权出口此版本属违法行为。未经剑桥大学出版社和北京语言大学出版社书面同意, 本书任何部分不得以任何方式被翻印或传播, 不得载入数据库或检索系统。

书 名: 剑桥标准英语教程2A: 学生用书

JIANQIAO BIAOZHUN YINGYU JIAOCHENG 2A: XUESHENG YONG SHU

编 著: Michael McCarthy, Jeanne McCarten, Helen Sandiford

责任编辑: 李 珍

封面设计: 大愚设计 + 李 倩

---

出版发行: 北京语言大学出版社

社 址: 北京市海淀区学院路15号 邮政编码: 100083

网 站: www.blcup.com

电 话: 发行部 (010) 62605588 / 5019 / 5128

编辑部 (010) 62418641

邮购电话 (010) 62605127

读者服务信箱 dywh@xdf.cn

印 刷: 北京鑫丰华彩印有限公司

经 销: 全国新华书店

---

版 次: 2016年7月第1版第2次印刷

开 本: 889毫米×1194毫米 1/16 印张: 5.25

字 数: 110千

书 号: ISBN 978-7-5619-4475-2

定 价: 38.00元

---

版权所有 侵权必究

如有缺页、倒页、脱页等印装质量问题, 请拨打服务热线: 010-62605166。

**Touchstone Second Edition** has benefited from extensive development research. The authors and publishers would like to extend their thanks to the following reviewers and consultants for their valuable insights and suggestions:

Ana Lúcia da Costa Maia de Almeida and Mônica da Costa Monteiro de Souza from **IBEU**, Rio de Janeiro, Brazil; Andreza Cristiane Melo do Lago from **Magic English School**, Manaus, Brazil; Magaly Mendes Lemos from **ICBEU**, São José dos Campos, Brazil; Maria Lucia Zaorob, São Paulo, Brazil; Patrícia McKay Aronis from **CEL LEP**, São Paulo, Brazil; Carlos Gontow, São Paulo, Brazil; Christiane Augusto Gomes da Silva from **Colégio Visconde de Porto Seguro**, São Paulo, Brazil; Silvana Fontana from **Lord's Idioms**, São Paulo, Brazil; Alexander Fabiano Morishigue from **Speed Up Idioms**, Jales, Brazil; Elisabeth Blom from **Casa Thomas Jefferson**, Brasília, Brazil; Michelle Dear from **International Academy of English**, Toronto, ON, Canada; Walter Duarte Marin, Laura Hurtado Portela, Jorge Quiroga, and Ricardo Suarez, from **Centro Colombo Americano**, Bogotá, Colombia; Jhon Jairo Castaneda Macias from **Praxis English Academy**, Bucaramanga, Colombia; Gloria Liliana Moreno Vizcaino from **Universidad Santo Tomas**, Bogotá, Colombia; Elizabeth Ortiz from **Copol English Institute (COPEI)**, Guayaquil, Ecuador; Henry Foster from **Kyoto Tachibana University**, Kyoto, Japan; Steven Kirk from **Tokyo University**, Tokyo, Japan; J. Lake from **Fukuoka Woman's University**, Fukuoka, Japan; Etsuko Yoshida from **Mie University**, Mie, Japan; B. Bricklin Zeff from **Hokkai Gakuen University**, Hokkaido, Japan; Ziad Abu-Hamattah from **Al-Balqa' Applied University**, Al-Salt, Jordan; Roxana Pérez Flores from **Universidad Autonoma de Coahuila Language Center**, Saltillo, Mexico; Kim Alejandro Soriano Jimenez from **Universidad Politecnica de Altamira**, Altamira, Mexico; Tere Calderon Rosas from **Universidad Autonoma Metropolitana Campus Iztapalapa**, Mexico City, Mexico; Lilia Bondareva, Polina Ermakova, and Elena Frumina, from **National Research Technical University MISiS**, Moscow, Russia; Dianne C. Ellis from **Kyung Hee University**, Gyeonggi-do, South Korea; Jason M. Ham and Victoria Jo from **Institute of Foreign Language Education, Catholic University of Korea**, Gyeonggi-do, South Korea; Shaun Manning from **Hankuk University of Foreign Studies**, Seoul, South Korea; Natalie Renton from **Busan National University of Education**, Busan, South Korea; Chris Soutter from **Busan University of Foreign Studies**, Busan, South Korea; Andrew Cook from **Dong A University**, Busan, South Korea; Raymond Wowk from **Daejin University**, Gyeonggi-do, South Korea; Ming-Hui Hsieh and Jessie Huang from **"National Central University"**, Zhongli, Taiwan, China; Kim Phillips from **"Chinese Culture University"**, Taipei, Taiwan, China; Alex Shih from **"China University of Technology"**, Taipei Ta-Liao Township, Taiwan, China; Porntip Bodeepongse from **Thaksin University**, Songkhla, Thailand; Nattaya Puakpong and Pannathon Sangarun from **Suranaree University of Technology**, Nakhon Ratchasima, Thailand; Barbara Richards, Gloria Stewner-Manzanares, and Caroline Thompson, from **Montgomery College**, Rockville, MD, USA; Kerry Vrabel from **Gateway Community College**, Phoenix, AZ, USA.

**Touchstone Second Edition** authors and publishers would also like to thank the following individuals and institutions who have provided excellent feedback and support on *Touchstone Blended*:

Gordon Lewis, Vice President, Laureate Languages and Chris Johnson, Director, Laureate English Programs, Latin America from **Laureate International Universities**; **Universidad de las Americas**, Santiago, Chile; **University of Victoria**, Paris, France; **Universidad Tecnológica Centroamericana**, Honduras; **Institut Universitaire de Casablanca**, Morocco; **Universidad Peruana de Ciencias Aplicadas**, Lima, Peru; **CIBERTEC**, Peru; **National Research Technical University (MiSiS)**, Moscow, Russia; **Institut Obert de Catalunya (IOC)**, Barcelona, Spain; Sedat Çilingir, Burcu Tezcan Ünal, and Didem Mutçalioglu from **İstanbul Bilgi Üniversitesi**, Istanbul, Turkey.

**Touchstone Second Edition** authors and publishers would also like to thank the following contributors to *Touchstone Second Edition*:

Sue Aldcorn, Frances Amrani, Deborah Gordon, Lisa Hutchins, Nancy Jordan, Steven Kirk, Genevieve Kocienda, Geraldine Mark, Julianna Nielsen, Kathryn O'Dell, Ellen Shaw, Kristin Sherman, Luis Silva Susa, Mary Vaughn, Kerry S. Vrabel, and Eric Zuarino.

## Authors' Acknowledgments

The authors would like to thank all the Cambridge University Press staff and freelancers who were involved in the creation of *Touchstone Second Edition*. In addition, they would like to acknowledge a huge debt of gratitude that they owe to two people: Mary Vaughn, for her role in creating *Touchstone First Edition* and for being a constant source of wisdom ever since, and Bryan Fletcher, who also had the vision that has led to the success of *Touchstone Blended Learning*.

Helen Sandiford would like to thank her family for their love and support, especially her husband Bryan.

The author team would also like to thank each other, for the joy of working together, sharing the same professional dedication, and for the mutual support and friendship.

Finally, the authors would like to thank our dear friend Alejandro Martinez, Global Training Manager, who sadly passed away in 2012. He is greatly missed by all who had the pleasure to work with him. Alex was a huge supporter of *Touchstone* and everyone is deeply grateful to him for his contribution to its success.



# Touchstone Level 2A Contents and learning outcomes

	Learning outcomes	Language		
		Grammar	Vocabulary	Pronunciation
<b>Unit 1</b> <b>Making friends</b> <b>pages 1–10</b>	<ul style="list-style-type: none"> <li>Ask questions to get to know your classmates using the simple present</li> <li>Talk about your favorite things</li> <li>Use responses with <i>too</i> and <i>either</i> to show what you have in common</li> <li>Start conversations with people you don't know</li> <li>Use <i>actually</i> to give new or surprising information</li> <li>Read an article about small talk</li> <li>Write a <i>How-to</i> article using correct punctuation</li> </ul>	<ul style="list-style-type: none"> <li>Review of simple present and present of <i>be</i> in questions and statements</li> <li>Responses with <i>too</i> and <i>either</i></li> </ul> <b>Extra practice</b>	<ul style="list-style-type: none"> <li>Review of types of TV shows, clothes, food, and weekend activities</li> </ul>	<b>Speaking naturally</b> <ul style="list-style-type: none"> <li>Stress and intonation in questions and answers</li> </ul> <b>Sounds right</b> <ul style="list-style-type: none"> <li>Hard and soft consonants</li> </ul>
<b>Unit 2</b> <b>Interests</b> <b>pages 11–20</b>	<ul style="list-style-type: none"> <li>Talk about your interests with <i>can</i>, <i>like</i>, <i>hate</i>, <i>prefer</i>, <i>be good at</i>, etc.</li> <li>Discuss your taste in music using object pronouns and <i>everyone</i>, <i>nobody</i>, etc.</li> <li>Say <i>no</i> in a friendly way</li> <li>Use <i>really</i> / <i>not really</i> to make statements stronger / softer</li> <li>Read an online forum about hobbies</li> <li>Write online forum posts using linking expressions</li> </ul>	<ul style="list-style-type: none"> <li>Verb forms after <i>can</i> / <i>can't</i>, <i>love</i>, <i>like</i>, etc., and prepositions</li> <li>Object pronouns</li> <li><i>Everybody</i>, <i>everyone</i>, <i>nobody</i>, and <i>no one</i></li> </ul> <b>Extra practice</b>	<ul style="list-style-type: none"> <li>Interests and hobbies</li> <li>Types of music</li> </ul>	<b>Speaking naturally</b> <ul style="list-style-type: none"> <li>Saying lists</li> </ul> <b>Sounds right</b> <ul style="list-style-type: none"> <li>Matching vowel sounds</li> </ul>
<b>Unit 3</b> <b>Health</b> <b>pages 21–30</b>	<ul style="list-style-type: none"> <li>Talk about exercise and how to stay healthy using the simple present and present continuous</li> <li>Discuss common health problems using <i>if</i> and <i>when</i></li> <li>Encourage people to say more</li> <li>Use expressions like <i>Really?</i> and <i>Oh!</i> to show surprise</li> <li>Read an article about staying healthy</li> <li>Write questions and answers about health concerns</li> </ul>	<ul style="list-style-type: none"> <li>Simple present and present continuous</li> <li>Joining clauses with <i>if</i> and <i>when</i></li> </ul> <b>Extra practice</b>	<ul style="list-style-type: none"> <li>Ways to stay healthy</li> <li>Common health problems</li> <li>Common remedies</li> </ul>	<b>Speaking naturally</b> <ul style="list-style-type: none"> <li>Contrasts</li> </ul> <b>Sounds right</b> <ul style="list-style-type: none"> <li>Matching vowel sounds</li> </ul>
<b>Checkpoint Units 1–3 pages 31–32</b>				
<b>Unit 4</b> <b>Celebrations</b> <b>pages 33–42</b>	<ul style="list-style-type: none"> <li>Talk about gift giving and birthdays using <i>be going to</i> and indirect objects</li> <li>Talk about how you celebrate special days</li> <li>Talk about plans using the present continuous or <i>be going to</i></li> <li>Use “vague” expressions like <i>and everything</i></li> <li>Give vague responses like <i>It depends</i> if you're not sure</li> <li>Read an article about traditions around the world</li> <li>Write an invitation to a special event</li> </ul>	<ul style="list-style-type: none"> <li>Future with <i>be going to</i></li> <li>Indirect objects</li> <li>Indirect object pronouns</li> <li>Present continuous for the future</li> </ul> <b>Extra practice</b>	<ul style="list-style-type: none"> <li>Months of the year</li> <li>Days of the month</li> <li>Special days, celebrations, and holidays</li> <li>Things people do to celebrate special days</li> </ul>	<b>Speaking naturally</b> <ul style="list-style-type: none"> <li>Reduction of <i>going to</i></li> </ul> <b>Sounds right</b> <ul style="list-style-type: none"> <li>Which sound in each group is different?</li> </ul>
<b>Unit 5</b> <b>Growing up</b> <b>pages 43–52</b>	<ul style="list-style-type: none"> <li>Talk about growing up and your family background using the simple past</li> <li>Talk about school subjects people studied using <i>most (of)</i>, <i>a few (of)</i>, etc.</li> <li>Correct things you say with expressions like <i>Well</i>, <i>Actually</i>, and <i>No</i>, <i>wait</i></li> <li>Use <i>I mean</i> to correct a word or name</li> <li>Read an interview about a man's teenage years</li> <li>Write answers to interview questions</li> </ul>	<ul style="list-style-type: none"> <li><i>be born</i></li> <li>Review of simple past in questions and statements</li> <li>General and specific use of determiners</li> </ul> <b>Extra practice</b>	<ul style="list-style-type: none"> <li>Time expressions for the past</li> <li>Saying years</li> <li>School subjects</li> </ul>	<b>Speaking naturally</b> <ul style="list-style-type: none"> <li>Reduction of <i>did you</i></li> </ul> <b>Sounds right</b> <ul style="list-style-type: none"> <li>Hard and soft consonant sounds</li> </ul>
<b>Unit 6</b> <b>Around town</b> <b>pages 53–62</b>	<ul style="list-style-type: none"> <li>Ask about places with <i>Is there ... ?</i> and <i>Are there ... ?</i></li> <li>Say where places are with <i>next to</i>, <i>between</i>, etc.</li> <li>Ask for and give directions</li> <li>Offer and ask for help with <i>Can</i> and <i>Could</i></li> <li>Check information by repeating words or using expressions like <i>Excuse me?</i></li> <li>Ask “echo” questions like <i>It's where?</i> to check</li> <li>Read an online guide to Istanbul</li> <li>Write a walking-tour guide</li> </ul>	<ul style="list-style-type: none"> <li><i>Is there?</i> and <i>Are there?</i></li> <li>Pronouns <i>one</i> and <i>ones</i></li> <li>Offers and requests with <i>Can</i> and <i>Could</i></li> </ul> <b>Extra practice</b>	<ul style="list-style-type: none"> <li>Places in town</li> <li>Location expressions</li> <li>Expressions for asking and giving directions</li> </ul>	<b>Speaking naturally</b> <ul style="list-style-type: none"> <li>Word stress in compound nouns</li> </ul> <b>Sounds right</b> <ul style="list-style-type: none"> <li>Matching vowel sounds spelled with <i>a</i> and <i>o</i></li> </ul>
<b>Checkpoint Units 4–6 pages 63–64</b>				

Interaction		Skills			Self study
Conversation strategies	Listening	Reading	Writing	Free talk	Vocabulary notebook
<ul style="list-style-type: none"> <li>Start a conversation with someone you don't know</li> <li>Use <i>actually</i> to give or to "correct" information</li> </ul>	<p><b>What's the question?</b></p> <ul style="list-style-type: none"> <li>Listen to answers and match them with questions</li> </ul> <p><b>This is a great party!</b></p> <ul style="list-style-type: none"> <li>Listen to responses and match them to conversation starters; then listen for more information</li> </ul>	<p><b>Improve your skills and "small talk" your way to success</b></p> <ul style="list-style-type: none"> <li>A magazine article giving advice</li> </ul>	<p><b>How to improve . . .</b></p> <ul style="list-style-type: none"> <li>Write an article giving advice on how to improve something</li> <li>Review of punctuation</li> </ul>	<p><b>Sally's party!</b></p> <ul style="list-style-type: none"> <li>Group work: Play a game to make small talk at a party</li> </ul>	<p><b>Webs of words</b></p> <ul style="list-style-type: none"> <li>Use word webs to organize new vocabulary</li> </ul>
<ul style="list-style-type: none"> <li>Say <i>no</i> in a friendly way</li> <li>Use <i>really</i> and <i>not really</i> to make statements stronger or softer</li> </ul>	<p><b>Interesting hobbies</b></p> <ul style="list-style-type: none"> <li>Match conversations about hobbies with photos; fill in a chart</li> </ul> <p><b>Favorite websites</b></p> <ul style="list-style-type: none"> <li>Listen for details as two people talk about a website</li> </ul>	<ul style="list-style-type: none"> <li>Read an online forum</li> </ul>	<p><b>A message board</b></p> <ul style="list-style-type: none"> <li>Write a question to post on a message board</li> <li>Link ideas with <i>and</i>, <i>also</i>, <i>especially</i>, <i>or</i>, <i>but</i>, and <i>because</i></li> </ul>	<p><b>Common interests</b></p> <ul style="list-style-type: none"> <li>Group work: Ask and answer questions about your own hobbies</li> </ul>	<p><b>I really like to sing!</b></p> <ul style="list-style-type: none"> <li>Link new words together in word "chains"</li> </ul>
<ul style="list-style-type: none"> <li>Encourage people to say more to keep a conversation going</li> <li>Show surprise</li> </ul>	<p><b>Unhealthy habits</b></p> <ul style="list-style-type: none"> <li>Predict what people will say about their habits; listen to check</li> </ul> <p><b>Coping with stress</b></p> <ul style="list-style-type: none"> <li>Match conversations about relaxing with photos; listen for details</li> </ul>	<p><b>Rethink your way to great health</b></p> <ul style="list-style-type: none"> <li>Read an article about improving personal health</li> </ul>	<p><b>That's great advice!</b></p> <ul style="list-style-type: none"> <li>Write a question asking advice about a health problem, and write replies to your classmates' questions</li> <li>Use commas after <i>if</i> and <i>when</i> clauses</li> </ul>	<p><b>True or false?</b></p> <ul style="list-style-type: none"> <li>Pair work: Ask questions to guess true and untrue information about habits</li> </ul>	<p><b>Under the weather</b></p> <ul style="list-style-type: none"> <li>Write down words you can use with a new word or expression</li> </ul>

## Checkpoint Units 1–3 pages 31–32

<ul style="list-style-type: none"> <li>Use "vague" expressions like <i>and everything</i></li> <li>Give "vague" responses like <i>I don't know</i> and <i>Maybe</i> when you're not sure</li> </ul>	<p><b>Celebrations around the world</b></p> <ul style="list-style-type: none"> <li>Listen to people talk about two festivals, and answer questions</li> </ul> <p><b>Congratulations!</b></p> <ul style="list-style-type: none"> <li>Listen for details in two conversations about invitations, and fill in the blanks</li> </ul>	<p><b>Let's celebrate!</b></p> <ul style="list-style-type: none"> <li>Read an article about traditions in different countries</li> </ul>	<p><b>Congratulations!</b></p> <ul style="list-style-type: none"> <li>Write an invitation to a special event, and add a personal note</li> <li>Formal and informal ways to begin and end a note or letter</li> </ul>	<p><b>A new celebration</b></p> <ul style="list-style-type: none"> <li>Group work: Create a new special day or festival, and talk about it with other groups</li> </ul>	<p><b>Calendars</b></p> <ul style="list-style-type: none"> <li>Write new vocabulary about special days and celebrations on a calendar</li> </ul>
<ul style="list-style-type: none"> <li>Correct things you say with expressions like <i>Well</i>, <i>Actually</i>, and <i>No, wait</i></li> <li>Use <i>I mean</i> to correct yourself when you say the wrong word or name</li> </ul>	<p><b>I don't remember exactly . . .</b></p> <ul style="list-style-type: none"> <li>Listen for corrections as people talk about childhood memories</li> </ul> <p><b>A long time ago</b></p> <ul style="list-style-type: none"> <li>Listen for details as a man talks about his teenage years</li> </ul>	<p><b>Teenage years</b></p> <ul style="list-style-type: none"> <li>Read an interview with a man who talks about his teenage years</li> </ul>	<p><b>An interview</b></p> <ul style="list-style-type: none"> <li>Write interview questions to ask a classmate about when he or she was younger, and reply to a classmate's questions</li> <li>Link ideas with <i>except (for)</i> and <i>apart from</i></li> </ul>	<p><b>In the past</b></p> <ul style="list-style-type: none"> <li>Class activity: Ask your classmates questions about their childhood, and take notes</li> </ul>	<p><b>I hated math!</b></p> <ul style="list-style-type: none"> <li>Group new vocabulary in different ways</li> </ul>
<ul style="list-style-type: none"> <li>Repeat key words to check information</li> <li>Use "checking" expressions to check information</li> <li>Use "echo" questions to check information</li> </ul>	<p><b>Finding your way around</b></p> <ul style="list-style-type: none"> <li>Match four sets of directions with the destinations by following the map</li> </ul> <p><b>Tourist information</b></p> <ul style="list-style-type: none"> <li>Listen to conversations at a visitor center, and predict what each person says next to check the information</li> </ul>	<p><b>3 days in Istanbul . . .</b></p> <ul style="list-style-type: none"> <li>Read a travel website about Istanbul</li> </ul>	<p><b>A walking-tour guide</b></p> <ul style="list-style-type: none"> <li>Write a guide for a walking tour of your city or town</li> <li>Expressions for giving directions</li> </ul>	<p><b>Apartment hunting</b></p> <ul style="list-style-type: none"> <li>Pair work: Ask and answer questions about two apartments, and choose one to live in</li> </ul>	<p><b>Which way?</b></p> <ul style="list-style-type: none"> <li>Draw and label a map to remember directions</li> </ul>

## Checkpoint Units 4–6 pages 63–64



## Getting help

How do you say "\_\_\_\_\_" in English?

I'm sorry. What did you say?


How do you say this word?

What do we have to do?

I don't understand. What do you mean?

Do you mean \_\_\_\_\_?

Can you spell "\_\_\_\_\_" for me, please?



## Working with a partner

Whose turn is it now?

It's my / your turn.

Do you want to go first?

OK. I'll go first. / No, you go first.

This time we change roles.

OK. I'll start.

Are we done?

Yes, I think so. Let's try it again.

Let's compare answers.

OK. What do you have for number 1?

Do you have \_\_\_\_\_ for number 3?

No, I have \_\_\_\_\_. Let's check again.

Do you understand this sentence?

Yeah. It means "\_\_\_\_\_."





# Making friends



In this unit, you learn how to . . .

## Lesson A

- Ask questions to get to know your classmates using the simple present

## Lesson B


- Talk about your favorite things
- Use responses with *too* and *either* to show what you have in common

## Lesson C

- Start conversations with people you don't know
- Use *actually* to give new or surprising information

## Lesson D

- Read an article about small talk
- Write a *How-to* article using correct punctuation



## Before you begin . . .

Where do people make friends? What questions can you ask a new friend about these topics?

- school or work
- home and family
- free time
- favorite things



# How well do you know your new CLASSMATES?



## YOUR NAME

1. What's your name? \_\_\_\_\_
2. What does your name mean? \_\_\_\_\_
3. Are you named after someone? \_\_\_\_\_
4. Do you like your name? \_\_\_\_\_
5. *Do you have a middle name?* \_\_\_\_\_

## LIFESTYLE

1. Are you a full-time student? \_\_\_\_\_
  - a. If yes: What's your major? \_\_\_\_\_
  - b. If no: What do you do for a living? \_\_\_\_\_
2. How do you get to work (or class)? \_\_\_\_\_
3. How long does it take? \_\_\_\_\_
4. \_\_\_\_\_

## HOME AND FAMILY

1. Where do you live? \_\_\_\_\_
2. Do you like your neighborhood? \_\_\_\_\_
3. Do you live alone or with your family? \_\_\_\_\_
4. Where are your parents from? \_\_\_\_\_
5. \_\_\_\_\_

## FRIENDS

1. Do you often make friends online? \_\_\_\_\_
2. What's your best friend like? \_\_\_\_\_
3. What does your best friend do? \_\_\_\_\_
4. What do you and your friends do when you get together? \_\_\_\_\_
5. \_\_\_\_\_

## 1 Getting started

About you

**A Pair work** Write one more question in each section of the questionnaire. Then interview a partner and take notes.

**B Pair work** Tell a new partner five interesting things about your first partner.

## 2 Speaking naturally Stress and intonation

Do you have a *nickname*?

Yes. People call me *Jimmy*.

Are you from a big *family*?

Yes. I have four *sisters*.

What do you do for *fun*?

I go to the *movies*.

**A** 1.02 Listen and repeat the questions and answers above. Notice the stress on the important content word. Notice how the voice rises, or rises and then falls, on the stressed word.

About you

**B Pair work** Ask and answer the questions. Give your own answers.

# 3 Grammar Present of *be* and simple present (review) 1.03

Extra practice p. 140

## Present of *be*

**Are** you from a big family?

Yes, I **am**. I'm one of six children.

No, I'm **not**. There **are** only two of us.

**Are** you and your friends full-time students?

Yes, we **are**. We're English majors.

No, we're **not**. We're part-time students.

What's your name? **Is** it Leo?

Yes, it **is**. My name's Leo Green.

No, it's **not**. My name **isn't** Leo. It's Joe.

Where **are** your parents from? **Are** they from Peru?

Yes, they **are**. They're from Lima.

No, they're **not**. My parents **aren't** from Peru.

## Simple present

**Do** you **have** any brothers and sisters?

Yes, I **do**. I **have** a brother.

No, I **don't**. I'm an only child.

**Do** you and your friends **get together** a lot?

Yes, we **do**. We **go out** all the time.

No, we **don't**. We **don't have** time.

What **does** your brother **do**? **Does** he **go** to college?

Yes, he **does**. He **goes** to the same college as me.

No, he **doesn't**. He **works** at a bank.

Where **do** your parents **live**? **Do** they **live** nearby?

Yes, they **do**. They **live** near here.

No, they **don't**. They **don't live** around here.

**A** Think of a possible question for each answer. Compare with a partner.

1. A \_\_\_\_\_?

B No, I'm not. I have a brother and a sister.

2. A \_\_\_\_\_?

B She works at a software company.

3. A \_\_\_\_\_?

B No, I don't. I usually use my dad's car.

4. A \_\_\_\_\_?

B Turquoise. And I like blue, too.

5. A \_\_\_\_\_?

B Yeah, they are. My grandparents are from here, too.

6. A \_\_\_\_\_?

B We usually go shopping or have lunch.

7. A \_\_\_\_\_?

B No, she doesn't. She lives an hour away.

8. A \_\_\_\_\_?

B My classmates? They're all smart.

About you

**B** **Pair work** Ask your questions. Give your own answers.

## 4 Listening and speaking What's the question?

**A** 1.04 Listen to Miranda's answers to these questions.

Number the questions 1 to 6.

☐ Do you have any pets?

☐ Do you ever go out on weeknights?

☐ What's your favorite band?

☒ 1 What's your favorite season?

☐ How much time do you spend with your family?

☐ What do you usually do on the weekends?

**B** 1.04 Listen again. What do you learn about Miranda?

Take notes for each question.

About you

**C** **Pair work** Ask and answer the questions above. Ask your partner follow-up questions to keep the conversations going.

### Common errors

Use *do* or *does* in simple present questions.

What **do** you study?

Where **does** your family live?

(NOT ~~What you study?~~

~~Where your family live?~~)





# 1 Building language

**A** 1.05 Listen. What do these friends have in common? Practice the conversations.



- A Dogs are so noisy, and they always wreck things. I'm just not an animal lover, I guess.  
B Well, I'm not either. I'm allergic to dogs and cats.



- A I don't watch much television.  
B No, I don't either.  
A I mean, I watch pro football.  
B Yeah, I do too. But that's about it.



- A I love shopping. I can shop for hours! Too bad I can't afford anything new.  
B I know. I can't either. I'm broke.  
A Yeah, I am too.

**Figure it out B** Complete the responses so the speakers agree. Use the conversations above to help you.

- A I'm a football fan.  
B Yes, I am \_\_\_\_\_.
- A I love shopping.  
B Oh, I do \_\_\_\_\_.
- A I don't like animals.  
B No, I don't \_\_\_\_\_.
- A I can't have a pet.  
B I can't \_\_\_\_\_.

# 2 Grammar Responses with *too* and *either* 1.06

Extra practice p. 140

## Present of *be*

I'm allergic to cats.

I am too.

I'm not an animal lover.

I'm not either.

## Simple present

I watch pro football.

I do too.

I don't watch much television.

I don't either.

## can

I can shop for hours!

I can too.

I can't afford anything new.

I can't either.

People also respond with *Me too* and *Me neither* (or *Me either*).

**A** Respond to these statements using *too* or *either*.  
Then practice with a partner.

- I watch a lot of sports on TV. *I do too.*
- I'm allergic to nuts.
- I can't afford a new laptop.
- I'm not a morning person.
- I don't have a pet.
- I can eat chocolate all day.

## In conversation

People actually say *Me either* more often than *Me neither*.

*Me either.*

*Me neither.*

**About you B** **Pair work** Student A: Make the statements above true for you.  
Student B: Give your own responses.

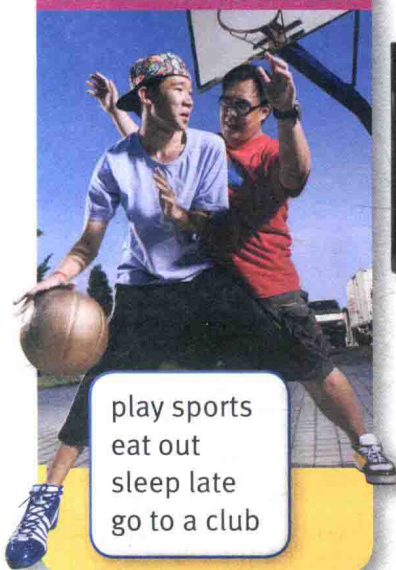
A *I don't watch a lot of sports on TV.*

B *I don't either.* OR *Really? I watch all the basketball games.*

# 3 Building vocabulary

**A** Brainstorm! How many other words can you think of for each topic? Make a class list.

## WEEKEND ACTIVITIES




play sports  
eat out  
sleep late  
go to a club

## TV SHOWS




the news  
talk shows  
cartoons  
documentaries

## FOOD



fruit  
fish  
vegetables  
ice cream

## CLOTHES



a sweater  
a dress  
a suit  
a jacket

Word  
sort

**B Pair work** Complete the chart with your favorite things. Compare with a partner. Then tell the class what you and your partner have in common.

weekend activities	TV shows	food	clothes
eat out			

*A I eat out on the weekends.*

*B I do too.*

*"We both eat out on the weekends."*



Vocabulary notebook p. 10

About  
you

**C Class activity** Complete the sentences with your likes and dislikes. Then tell your classmates your sentences. Find someone with the same tastes.

My tastes	Classmate with same taste
1. I love _____. (type of food)	_____
2. I don't _____ very often. (weekend activity)	_____
3. I like to wear _____. (item of clothing)	_____
4. I'm not a big _____ fan. (sport)	_____
5. I like _____. (color)	_____
6. I can't stand _____. (type or name of TV show)	_____
7. I hate _____. (type of food)	_____

*A I love pineapple.*

*B I do too. OR Oh really? I don't like it so much.*



# 1 Conversation strategy Starting a conversation

**A** What are good topics to talk about when you meet someone for the first time?

Check (✓) the boxes.

- |                                      |   |  |  |
|--------------------------------------|---|--|--|
| <input type="checkbox"/> your salary | <input type="checkbox"/> your family    | <input type="checkbox"/> the weather   | <input type="checkbox"/> someone's appearance      |
| <input type="checkbox"/> your health | <input type="checkbox"/> where you live | <input type="checkbox"/> your problems | <input type="checkbox"/> things you see around you |

**B** 1.07 Listen. What topics do Eve and Chris talk about?



Eve Ooh, it's cold tonight.

Chris Yeah, it is. But actually, I kind of like cold weather.

Eve You do? Really? . . . Boy, there are a lot of people out here tonight.

Chris Yeah, it gets pretty crowded on weekends.

Eve Do you come here a lot?

Chris Yeah, I do, actually.

Eve So are you a big hip-hop fan?

Chris Yeah, I am. Are you?

Eve Actually, no, but my brother's in the band tonight.

Chris Oh, really? Cool. . . . By the way, my name's Chris.

Eve Nice to meet you. I'm Eve.

**C Notice** how Eve starts a conversation with a stranger. She talks about the things around them, like the weather and the club, and asks general questions. Find examples in the conversation.

*Ooh, it's cold tonight.*

*Do you come here a lot?*

**D Pair work** Think of a situation where you could use each conversation starter below. Compare with a partner. Then role-play the conversations.

- "The flowers are beautiful, huh? I love spring."
- "Gosh, it's so crowded here. And it's hot!"
- "Wow. The elevator is really slow today."
- "Hi there. It's windy, huh?"
- "Hmm. This food doesn't look too good."
- "I'm a bit nervous. Is it your first class, too?"

*on a bench in a park*

---



---



---



---



---



## 2 Strategy plus *Actually*

You can use **actually** to give new or surprising information.



You can also use **actually** to "correct" things people say or think.

A So, you're American?

B Well, *actually*, I'm from Canada.

But *actually*, I kind of like cold weather.

### In conversation

**Actually** is one of the top 200 words.

**A** Match each conversation starter with a response. Then practice with a partner.

- |  |   |
|--|---|
| 1. It's really chilly in here. <u>b</u>  | a. Actually, I take the subway. It takes an hour.             |
| 2. Is this your first class here? _____  | b. It's the air conditioning. Actually, I feel OK.            |
| 3. So, you're a full-time student? _____ | c. Yes, it is, actually. I'm a little nervous.                |
| 4. Do you like this neighborhood? _____  | d. Thanks. It's actually from a vintage store.                |
| 5. Do you drive to class? _____          | e. No, actually I'm from a small town about three hours away. |
| 6. I like your sweater. _____            | f. Yeah, I do, actually. It has some great stores.            |
| 7. Do you play guitar or anything? _____ | g. Um, part-time, actually. I work in a hotel.                |
| 8. So, you're from around here? _____    | h. Actually, I do. And piano.                                 |

About you

**B** **Pair work** Start conversations using the ideas above. Use **actually** in your responses if you need to.

*"It's pretty warm in here."*

*"Yeah it is, but I kind of like it, **actually**."*

## 3 Listening and strategies This is a great party!

**A** 1.08 Listen to six people talk at Tom's party. Which conversation starters are the people responding to? Number the sentences 1 to 6.

- |  |   |
|--|---|
| <input type="checkbox"/> Great music, huh?                   | <input type="checkbox"/> The desserts look good.                  |
| <input type="checkbox"/> Are you a friend of Tom's?          | <input type="checkbox"/> Is it me, or is it really hot in here?   |
| <input checked="" type="checkbox"/> 1 This is a great party. | <input type="checkbox"/> I don't really know anyone here. Do you? |

**B** 1.09 Now listen to the complete conversations. Check your answers. What six things do you find out about Tom?



About you

**C** **Class activity** Imagine you are at a class party. Start conversations with your classmates. Find out something new about six classmates.

A I like your jacket.

B Thanks. *Actually*, it's from a vintage store.

Free talk p. 129



# 1 Reading

- A** What is small talk? When do people use small talk? Tell the class.
- B** Read the title of the article and the introduction on the left. Think of a tip. Then read the whole article. Was your tip mentioned?

## Reading tip

First, read and think about the title. Try to predict three ideas in the article.

## Improve your skills and "SMALL TALK" your way to success

According to some surveys, the ability to make small talk is important for social and professional success. Chatting about topics like the weather or weekends helps you connect with people, and that can be the key to making friends or business contacts. You don't have to be outgoing to make small talk. Just follow these easy tips.



- 1 **S**MILE and say "Hello" when you meet someone new. Say your name and shake hands. Try to repeat the person's name: "Nice to meet you, Mariana."
- 2 **M**AKE a comment about your surroundings – for example, the weather ("It's really cold today.") or the event ("There are a lot of people here.").
- 3 **A**SK questions. Try to find something you have in common: "Are you new to the company, too?" However, don't ask very personal questions, for example about someone's salary or age.
- 4 **L**ISTEN actively. Show interest with comments like "Oh, really?" or "That's interesting." Keep eye contact, and don't look around the room during your conversation.
- 5 **L**EARN about what's going on in the world, so you can add to any discussion.
- 6 **T**AKE your time. Don't rush the conversation, and don't look at your watch. It can seem rude.
- 7 **A**NSWER people's questions with interesting or funny stories. People love stories and will remember you.
- 8 **L**EAVE politely. To end a conversation, say something like, "Well, it was nice talking to you." or "Great meeting you. Good luck with your job search!"
- 9 **K**EEP in touch. Send a quick email or text message. Say, "It was good to meet you."

- C** Read the sentences below. Which tips from the article are the examples of? Write the number of the tip.

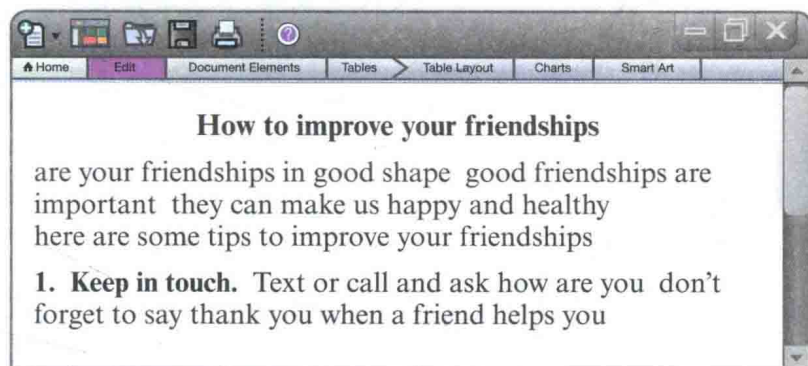
1. "Well, it was great talking with you. By the way, here's my card." \_\_\_\_\_
2. "So, what kind of work do you do?" \_\_\_\_\_
3. "The desserts look really good." \_\_\_\_\_
4. "Hi, Carlos. Pleased to meet you. I'm Frank." \_\_\_\_\_
5. "Wow! That sounds amazing!" \_\_\_\_\_
6. "Well, I often go biking on the weekends. Actually, last weekend I got lost and . . ." \_\_\_\_\_

**D Pair work** Discuss the questions below.

1. Read tip 2 again. Can you think of another example comment?
2. Read tip 3 again. What other good questions can you think of?
3. Read tip 5 again. What is going on in the world at the moment? Choose two topics that you can use in a conversation.
4. Read tip 7 again. Do you have a funny story you can tell? What is it?
5. Can you think of one more tip on how to improve your "small talk" skills?

**2 Writing** How to improve . . .**A** Brainstorm ideas for each topic and write notes.*Improve your friendships*

1. offer to do a favor for a friend
2. give compliments

*Improve your social life**Improve your English***B** Read the Help note and the extract from an article below. Correct the punctuation.**Help note****Punctuation**

- Use a CAPITAL letter to start a sentence.
- Use a comma (,) before quotation marks (" ") and in lists.
- Use a period (.) at the end of a statement and a question mark (?) at the end of a question.

**C** Write an article on one of the topics you brainstormed above. Give three tips. Then read a partner's article and check the punctuation. Can you think of another tip?**3 Talk about it** Friendly conversations**Group work** Discuss the questions. Find out about your classmates' conversation styles.

- ▶ When do you make small talk? What do you talk about?
- ▶ Do you think it's odd when a stranger talks to you?
- ▶ Are you a talkative person?
- ▶ Do you think you talk too much?
- ▶ Are you a good listener?
- ▶ Are you usually the "talker" or the "listener" in a conversation?
- ▶ What topics do you like to talk about?
- ▶ What topics do you try to avoid?





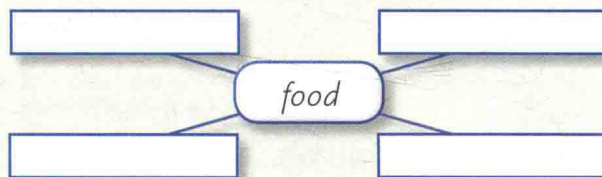
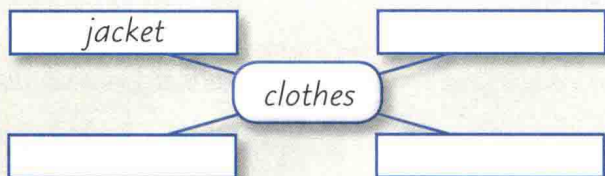


### Learning tip Word webs

You can use word webs to organize your new vocabulary.

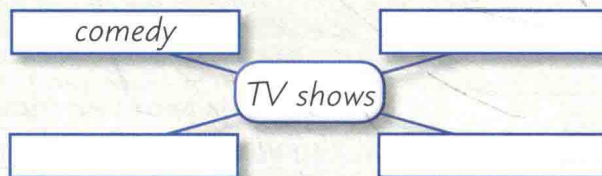
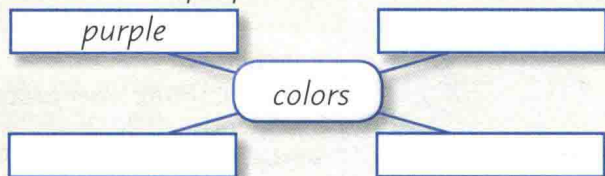
#### 1 Complete the word webs for *clothes* and *food* using words from the box.

bread ✓jacket jeans pineapple rice skirt sweatshirt yogurt



#### 2 Now make word webs about *colors* and *TV shows*. Write a sentence about each word.


*I never wear purple.*



#### On your own

Choose a letter of the alphabet.  
Think of a color, a food, an activity, and an item of clothing that start with that letter.  
Then make a sentence using the four words.

*I play tennis and eat  
pineapple in pink pants.*



Can Do!

Now I can ...



I can ...



I need to review how to ...

- |  |   |
|--|---|
| <input type="checkbox"/> ask questions to get to know people.          | <input type="checkbox"/> use <i>actually</i> to give new or surprising information. |
| <input type="checkbox"/> talk about my friends, family, and lifestyle. | <input type="checkbox"/> understand conversations about people's lifestyle.         |
| <input type="checkbox"/> talk about myself and my favorite things.     | <input type="checkbox"/> understand small talk.                                     |
| <input type="checkbox"/> show I have things in common with people.     | <input type="checkbox"/> read an article about small talk.                          |
| <input type="checkbox"/> start conversations with people I don't know. | <input type="checkbox"/> write a <i>How-to</i> article.                             |