

湖南省统计局 编

Edited by  
Statistical Bureau of Hunan Province

# 湖南统计年鉴

HUNAN STATISTICAL YEARBOOK

2003



中国统计出版社  
China Statistics Press

# 湖南统计年鉴

2003



*HUNAN STATISTICAL YEARBOOK*

湖南省统计局 编

Edited by

Statistical Bureau of Hunan Province



中国统计出版社  
China Statistics Press

(京)新登字 041 号

图书在版编目(CIP)数据

湖南统计年鉴. 2003 / 湖南省统计局 编

北京: 中国统计出版社, 2003. 7

ISBN 7-5037-4080-9

I. 湖...

II. 湖...

III. 统计资料—湖南省—2003—年鉴

IV. C832.64-54

中国版本图书馆CIP数据核字(2003)第037963号

湖南统计年鉴—2003

作者/ 湖南省统计局

责任编辑: 蔡后新 李生春

E-mail: yearbook@stats.gov.cn

责任校对: 李生春

封面设计: 赖剑 李生春

出版发行/ 中国统计出版社

通信地址: 北京市西城区三里河月坛南街10号 中国统计出版社

邮政编码: 100826

电话: 010-63262295

印刷: 湖南彩印

经销: 新华书店

开本: 297mm×210mm 1/16

字数: 17.0 万字

印张: 35

印数: 2200

版别: 2003年7月第1版

版次: 2003年7月第1次印刷

书号: ISBN 7-5037-4080-9 F·1596

定价: 220 元

中国统计版图书, 版权所有, 侵权必究。

中国统计版图书, 如有印装错误, 本社发行部负责调换。

Copyright China Statistics Press. All rights reserved. No permission for copy.

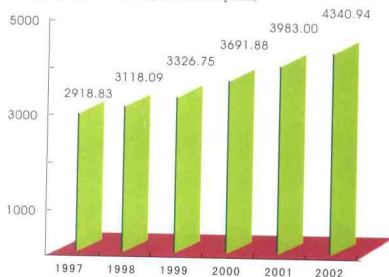
China Statistics Press in charge of change books misprinted or mispacked.

# 湖湘数典



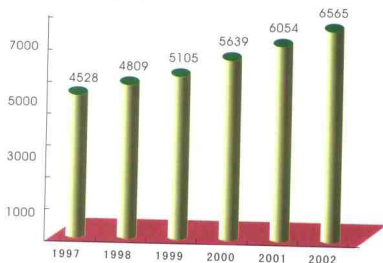
## ★ 国内生产总值 (亿元)

Gross Domestic Product (100 million yuan)



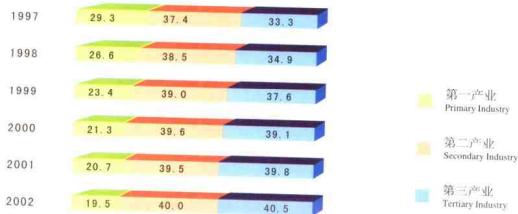
## ★ 人均国内生产总值 (元)

Per Capita GDP (yuan)



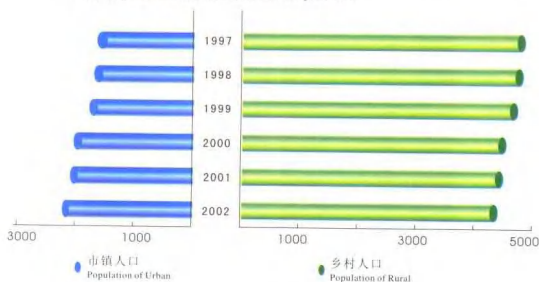
## ★ 国内生产总值构成 (%)

Composition of GDP (%)



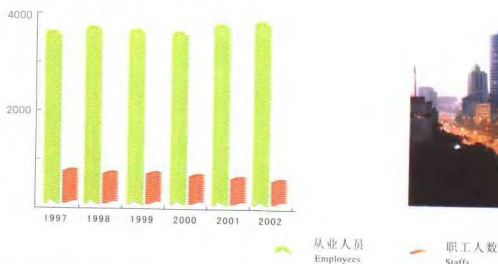
## ★ 市镇人口与乡村人口 (万人)

Population of Urban and Rural (10 000 persons)



## ★ 从业人员与职工人数(万人)

Employees and Staffs (10 000 persons)



## ★ 从业人员构成 (%)

Composition of Employees(%)



(2002)

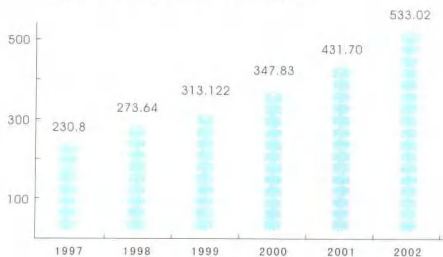
# 湖湘数典



DIGITAL HUNAN

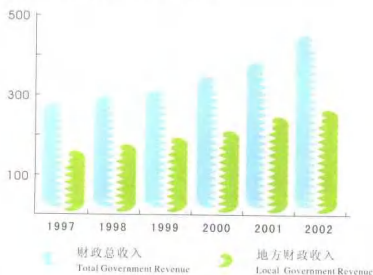
## ★ 财政支出 (亿元)

Government Expenditures (100 million yuan)



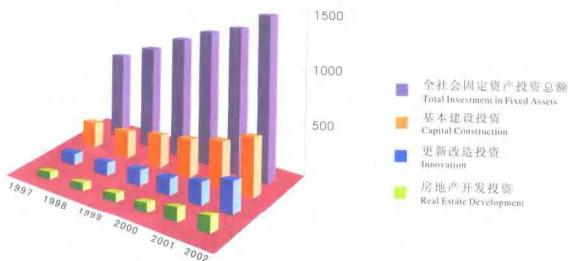
## ★ 财政收入 (亿元)

Government Revenue (100 million yuan)



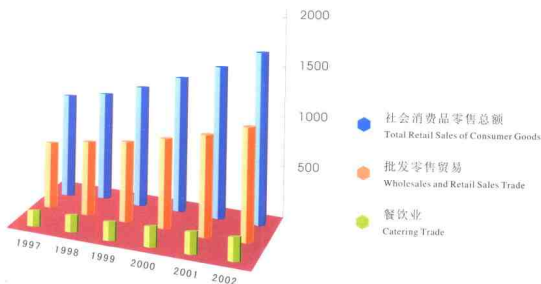
## ★ 固定资产投资 (亿元)

Investment in Fixed Assets (100 million yuan)




## ★ 社会消费品零售总额 (亿元)

Total Retail Sales of Consumer Goods (100 million yuan)



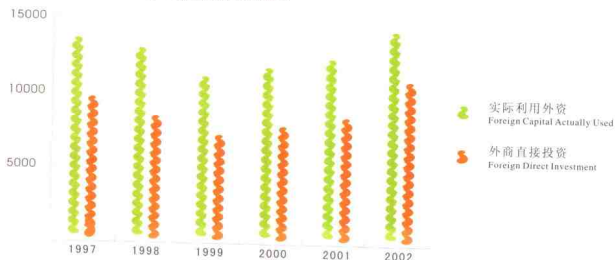
## ★ 对外贸易进出口额 (亿美元)

Imports and Exports (USD 100 million)



## ★ 利用外资 (万美元)

Utilization of Foreign Capital (USD 10 000)

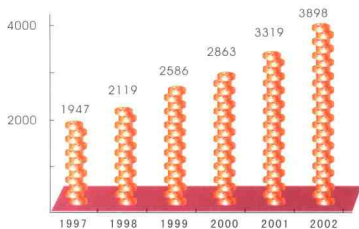


# 湖湘数典



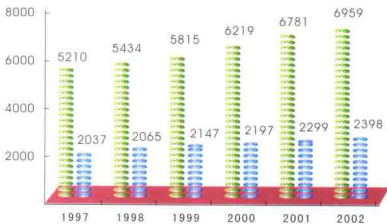
## ★居民人均储蓄存款余额（元）

Per Capita Balance of Saving Deposit of Residents (yuan)



## ★居民收入（元）

Income of Households(yuan)



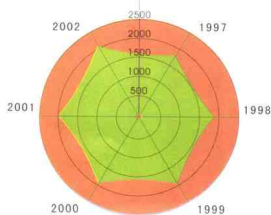
城镇居民家庭人均可支配收入  
Per Capita Disposable Income of Urban Households



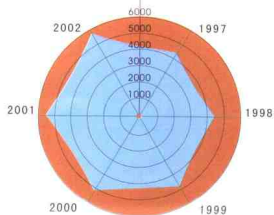
农村居民家庭人均纯收入  
Per Capita Net Income of Rural Households

## ★居民人均消费支出（元）

Per Capita Annual Living Expenditures for Consumption(yuan)



农村居民  
Rural Households



城镇居民  
Urban Households



# ★ 湖南的一天 (2002)

Daily Economic Indices of Hunan (2002)

DIGITAL HUMAN

国内生产总值11.89亿元  
GDP: 11.89 billion yuan

农业增加值2.32亿元  
Added Value of Agriculture:  
232 million yuan

全社会固定资产投资3.71亿元  
Investment in Fixed Assets:  
371 million yuan

工业增加值3.95亿元  
Added Value of Industry:  
395 million yuan

社会消费品零售总额4.60亿元  
Total Retail Sales of Consumer Goods:  
460 million yuan

发电量1.17亿度  
Electricity: 117 million kw.h

地方财政收入6333万元  
Local Government Revenue:  
63.33 million yuan

原油加工量12845吨  
Machining Crude Oil: 12845 tons

钢14977吨  
Steel: 14977 tons

水泥7.62万吨  
Cement: 75200 tons

粮食6.85万吨  
Grain: 68500 tons

棉花419.18吨  
Cotton: 419.18 tons

油料3267吨  
Oil-bearing Crops:  
3267 tons

猪牛羊12883吨  
Pork, Beef and Mutton: 12883 tons

水产品4098吨  
Aquatic Products: 4098 tons

进出口总额786万美元  
Total Imports and Exports:  
USD 7.86 million

出版图书89.32万册  
Books Published:  
893.2 thousand copies

出口总额492万美元  
Total Exports: USD 492 million

居民消费总额5.46亿元  
Resident Consumption: 546 million yuan

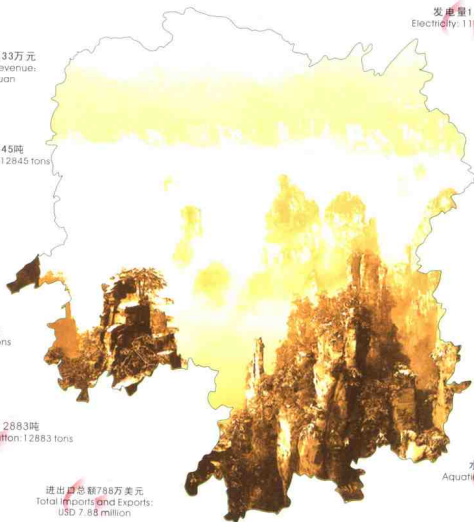
邮电业务总量5081万元  
Business Volume of Postal and  
Telecommunication Services:  
50.81 million yuan

邮寄信件136万份  
Post Letters: 1.36 million pieces

出版杂志3070万册  
Magazines Published:  
30.7 million copies

出生人口2094人  
Births: 2094 persons

出版报纸261万份  
Newspaper Published:  
2.61 million copies



# 《湖南统计年鉴--2003》编辑委员会和编辑工作人员

## 一、编委会

### 主任委员

马 勇

### 副主任委员

吴星明      周菊华      张世平      黎新明      邱运斌

刘志荣      江利国      张松青      张光友

### 委 员 (以姓氏笔划为序)

马爱霞      王立凯      王建春      王晓华      冯文金

叶杨宗      江金生      刘红旗      刘其祝      刘明亮

刘顺国      刘湘林      陈良米      陈建军      李 波

李平安      李机生      李建平      李绍文      李春喜

苏寿泉      肖胜利      张昭红      林定春      林德勇

欧阳美娣      周海俊      贺友斌      赵子荣      高 勇

高群芳      唐素芳      徐 朋      曾斌求      梁巴香

谭蒲辉      戴乐平

## 二、编辑工作人员

总 编 辑      刘志荣

编辑部 主 任      曾斌求

编辑部副主任      彭积龙      周碧红

责 任 编 辑      蔡启新      李生春

专 文 特 载      曾斌求      彭积龙      周曙东      顾 虹

英 文 翻 译      戴乐平      顾 虹

校 订      曾斌求      李生春

## 《Hunan Statistical Yearbook -- 2003》 Editorial Board and Staff

### I . Editorial Board

#### Chairman:

Ma Yong

#### Vice-chairmen:

Wu Xingming	Zhou Juhua	Zhang Shiping	Li Xinming	Qiu Yunbin
Jiang Liguo	Liu Zhirong	Zhang Songqing	Zhang Guangyou	

#### Editorial Board: (In order of strokes of Chinese surname)

Ma Aixia	Wang Likai	Wang Jianchun	Wang Xiaohua	Feng Wenjin
Ye Yangzong	Jiang Jinsheng	Liu Hongqi	Liu Qizhu	Liu Minghang
Liu Shunguo	Liu Xianglin	Chen Liangmi	Chen Jianjun	Li Bo
Li Pingan	Li Jisheng	Li Jianping	Li Shaowen	Li Chunxi
Su Shouquan	Xiao Shengli	Zhang Zhaohong	Lin Dingchun	Lin Deyong
Ou YangMeibing	Zhou Haijun	He Youbin	Zhao Zirong	Gao Yong
Gao Qunfang	Tang Sufang	Xu Peng	Zeng Binqiu	Liang Yixiang
Tan Puhui	Dai Leping			

### II . Editorial Staff:

Editor-in-chief: Liu Zhirong

Director of Editorial Department: Zeng Binqiu

Deputy Directors of Editorial Department: Peng Jilong      Zhou Bihong

Coordinators: Cai Qixin      Li Shengchun

Special Issue Writers: Zeng Binqiu      Peng Jilong      Zhou Shudong      Gu Hong

English Translators: Dai Leping      Gu Hong

Proofreaders: Zeng Binqiu      Li Shengchun

## 编 者 说 明

一、《湖南统计年鉴-2003》是一部全面反映湖南省国民经济和社会发展情况的资料性年刊。收录了全省及各市、州、县 2002 年国民经济和社会发展方面的大量统计数据,以及重要历史年份的全省主要统计数据。是一本党政部门、企事业单位、经济研究工作者、教学科研人员及来湘投资者的重要工具书。

二、《湖南统计年鉴-2003》在保持过去历年统计年鉴结构联贯,资料可比的基础上,做了部分补充和调整。首卷为特载《湖南省统计局关于 2002 年国民经济和社会发展统计公报》。统计资料分 19 部分,即: 1. 综合; 2. 国民经济核算; 3. 人口就业和职工工资; 4. 固定资产投资; 5. 财政、金融、保险; 6. 物价指数; 7. 人民生活; 8. 城市建设,环境保护; 9. 农业; 10. 工业; 11. 建筑业; 12. 运输、邮电; 13. 国内外贸易、对外经济和旅游; 14. 教育和科技; 15. 文化、体育、卫生; 16. 党群、政法和社会福利; 17. 企业调查; 18. 各市、州、县主要经济和社会统计指标; 19. 各省、市、自治区主要经济和社会统计指标。

三、本《年鉴》资料大部分来自年度统计报表,一部分来自抽样调查。各市、州、县主要经济和社会统计指标是根据当年各地的统计年报资料整理的;全国及各省、市、自治区的年度引用数据是根据国家统计局反馈资料加工的;有些专业性很强的指标是由省直有关业务厅局年报提供的;土地面积、森林资源、河流湖泊状况是按照有关部门近年来普查资料整理的。

四、本《年鉴》中价值指标均按当年价格计算,指数均按可比价格计算。如有变化,表后附有说明。本年鉴数据均为电脑合成,由于单位取舍按四舍五入处理产生的计算误差,均未作机械调整。

五、本《年鉴》是按照《中国统计年鉴》的大体框架和规范要求编辑的。统一使用《中国统计年鉴》指标解释,统一采用国际度量衡标准计量单位,统一使用《中国统计年鉴》规范符号。

“...”表示数据不足本表最小单位数;“#”表示其中的主要项;“空格”表示指标数据不详或无该项统计数据;“※”表示表下有注释。

## Preface

I. 《Hunan Statistical Yearbook-2003》 is an annual statistical publication, which provides comprehensive data series in 2002, and some selected data series for historically important years at provincial level and local levels of cities, prefecture and counties. There for, it is an important reference book for party and government departments, enterprises and administrations units, economic and scientific research works, teachers and investment units come to Hunan.

II. 《Hunan statistical Yearbook-2003》 has been adjusted and added partly and it maintains the continuity compared with the yearbooks published before. The first special issue is statistical communiqué on the National Economy and Social Development of Hunan province Statistical Bureau 2002.

The Statistical figures contains the following 19 parts, 1. General Survey; 2. National Economy Accounting; 3. Population, Employment and Wage; 4. Investment in Fixed Assets; 5. Public Finance, Banking, Insurance; 6. Price Indices; 7. People's Livelihood; 8. Construction of Cities, Environmental Protection; 9. Agriculture; 10. Industry; 11. Construction; 12. Transportation, Post and Telecommunication Services; 13. Domestic Trade, Foreign Trade, Foreign Economy and Tourism; 14. Education and Science; 15. Culture, Sports and Public Health; 16. Party and Mass, Politics and Law, Social Welfare; 17. Enterprises Survey; 18. Main Economic and Social Statistics Indicators of Cities, Prefecture and Counties; 19. Main Economic and Social Indicators by Provinces (Municipalities and Autonomous Regions).

III. The major data of the book are from annual statistical reports, and some from sampling surveys. Main economic and social statistics indicators of cities, Prefecture and counties are arranged according to their annual statistical reports. Annual data of state, and other provinces, municipalities directly under central government and autonomous regions are quoted from data returned by State Statistical Bureau. Some very specialized indicators are applied by the province directly under administrative annual reports. Area of total land, Forest resources, the condition of rivers and lakes are arranged according to census by the departments concerned in recent years.

IV. All of the value indicators in this book are calculated by the same year's prices. All of the indices are calculated by the constant price. Explanatory notes are provided behind the list in which if there are changes. Data of the book are composed by computers.

V. The book is edited according to the frame and standard of China Statistical Yearbook. The indicator explanatory notes are edited according to China Statistical Yearbook, and the units of measurement are internationally standard measurement units. The notations are standard notations of China Statistical Yearbook.

"..." not large enough to be rounded into the least unit.

"#" of which: major items.

"Space" data not available.

"※:" see footnotes below.

# 目 录

## CONTENTS

特载: SPECIAL ISSUE:

湖南省统计局关于2002年国民经济和社会发展统计公报 .....	(1)
Statistical Communiqué on the National Economy and Social Development of Hunan Statistical Bureau 2002 .....	

### 一、综合

#### Chapter 1 General Survey

1-1 行政区划 .....	(19)
Administrative Division .....	
1-2 人口和自然资源 .....	(21)
Population and Natural Resources .....	
1-3 土地状况(2002年) .....	(22)
Land Characteristics(2002) .....	
1-4 主要山脉基本情况 .....	(23)
Major Mountain Ranges .....	
1-5 主要河流基本情况 .....	(23)
Major Rivers .....	
1-6 主要城市平均气温(2002年) .....	(24)
Monthly Average Temperature of Major Cities(2002) .....	
1-7 主要城市降水量(2002年) .....	(25)
Monthly Precipitation in Major Cities(2002) .....	
1-8 主要城市日照时数(2002年) .....	(26)
Monthly Sunshine Hours in Major Cities(2002) .....	
1-9 国民经济和社会发展总量指标 .....	(27)
Principal Indicators of National Economy and Social Development .....	
1-10 国民经济和社会发展速度指标 .....	(32)
Develop Speed of National Economy and Social Development .....	
1-11 国民经济和社会发展效益指标 .....	(37)
Beneficial Indicators of National Economy and Social Development .....	
1-12 国民经济主要比例关系 .....	(40)
Main Proportional Relations of National Economy .....	
1-13 平均每天主要社会经济活动 .....	(42)
Selected Indicators of Average Daily Social and Economic Activities .....	
1-14 人均主要工农业产品产量 .....	(43)
Per Capita Output of Major Agricultural and Industrial Products .....	
1-15 贫困县市基本情况(2002年) .....	(44)
Basic Statistics on Poverty Counties and Cities(2002) .....	
1-16 城乡私营企业基本情况(2002年) .....	(45)
Basic Statistics on Private Enterprises in Urban and Rural Areas(2002) .....	
1-17 城乡私营企业生产经营情况(2002年) .....	(45)
Basic Statistics of Production and Operation on Private Enterprises in Urban and Rural Areas .....	
1-18 城乡个体工商业基本情况(2002年) .....	(46)
Basic Statistics on Individuals and Commerce in Urban and Rural Areas(2002) .....	
1-19 “三资”企业投资基本情况(2002年) .....	(47)
Basic Statistics on Investment of "Three Types of Capital" Enterprises(2002) .....	

1-20	湖南省第二次全国基本单位普查按注册类型分组的法人单位.....	(49)
	Corporate Units of the Second National Census of Basic Units by Registration in Hunan Province	
1-21	湖南省第二次全国基本单位普查各市州、各行业法人单位基本情况.....	(50)
	Basic Statistics on Corporate Units of the Second National Census of Basic Units Grouped by Region and Sector in Hunan Province	
1-22	湖南省第二次全国基本单位普查各市州、各行业产业活动单位基本情况.....	(52)
	Basic Statistics on Establishments of the Second National Census of Basic Units Grouped by Region and Sector in Hunan Province	

## 二、国民经济核算

### Chapter 2 National Economic Accounting

2-1	总产出 .....	(55)
	Gross Output	
2-2	总产出构成 .....	(56)
	Composition of Gross Output	
2-3	总产出发展速度 .....	(57)
	Growth Rate of Gross Output	
2-4	总产出指数 .....	(58)
	Indices of Gross Output	
2-5	国内生产总值 .....	(59)
	Gross Domestic Product	
2-6	国内生产总值构成 .....	(61)
	Composition of GDP	
2-7	国内生产总值发展速度 .....	(63)
	Growth Rate of GDP	
2-8	国内生产总值指数 .....	(65)
	Gross Domestic Product Indices	
2-9	国内生产总值构成项目表 .....	(68)
	Structure of Gross Domestic Product	
2-10	国内生产总值(支出法) .....	(70)
	GDP (by Expenditure Approach)	
2-11	最终消费构成项目 .....	(71)
	Composition of Final Consumption	
2-12	最终消费发展速度及指数 .....	(72)
	Growth Rate and Indices of Final Consumption Expenditure	
2-13	居民消费水平 .....	(73)
	Household Consumption	
2-14	按三次产业分的资本形成总额 .....	(74)
	Total Capital by Type of Industry	
2-15	国内生产总值(支出法)构成 .....	(75)
	Composition of GDP (by Expenditure Approach)	
2-16	资本形成总额发展速度及指数 .....	(76)
	Growth Rate and Indices of Gross Capital Formation	
2-17	各市、州全社会总产出及指数(2002年) .....	(77)
	Gross Output of Society and Its Indices of Cities and Prefecture (2002)	
2-18	各市、州国内生产总值及构成(2002年) .....	(77)
	Gross Domestic Products and Its Composition of Cities and Prefecture (2002)	

2-19	各市、州国内生产总值指数(2002年) .....	(78)
	Indices of Gross Domestic Products of Cities and Prefecture(2002)	
2-20	各市、州支出法国内生产总值(2002年) .....	(78)
	Gross Domestic Expenditures of Cities and Prefecture(2002)	
2-21	各市、州国内生产总值项目构成(2002年) .....	(79)
	Item Composition of Gross Domestic Products of Cities and Prefecture(2002)	
2-22	各市、州支出法国内生产总值结构(2002年) .....	(79)
	Structure of gross Domestic Expenditures of Cities and Prefecture(2002)	

### 三、人口、就业和职工工资

#### Chapter 3 Population, Employment and Wages of Staff and Workers

3-1	人口数(年底数) .....	(83)
	Population (year-end)	
3-2	人口出生率、死亡率、自然增长率 .....	(83)
	Birth Rate, Death Rate and Natural Growth Rate of Population	
3-3	前四次全国人口普查人口基本情况 .....	(84)
	Basic Statistics on National Population of Four Censuses	
3-4	第五次全国人口普查机器汇总数据 .....	(85)
	The Computer Collected Data of National Population of Fifth Censuses	
3-5	第五次全国人口普查完全寿命表 .....	(86)
	The Table of Completed Life of National Population of Fifth Censuses	
3-6	年末从业人员人数(年底数) .....	(88)
	Number of Employed Persons at the Year-end	
3-7	按三次产业分的年末从业人员 .....	(89)
	Employees by Type of Industry at the Year-end	
3-8	按类型分的年末从业人员 .....	(90)
	Employees by Type at the Year-end	
3-9	各行业年末从业人员及构成(2002年) .....	(91)
	Number of Employees and Its Composition by Sector at the Year-end(2002)	
3-10	年末城乡劳动力资源与分配 .....	(92)
	Resources and Distribution of Labor Force in Urban and Rural Areas at the Year-end	
3-11	年末城镇各单位按行业分组的女性从业人员(2002年) .....	(92)
	Number of Female Employees by Sector at the Year-end(2002)	
3-12	各行业年末在岗职工(2002年) .....	(93)
	Total Number of Staff and Workers on the Job by Sector at the Year-end(2002)	
3-13	城镇新就业人数及登记失业人员 .....	(95)
	Number of New Employees and Registered Unemployment in Urban Areas	
3-14	职业介绍服务机构及劳动力交流情况 .....	(95)
	Employment Services and Labor Force Exchanges	
3-15	职工工资总额及年平均工资 .....	(96)
	Total Wages and Average Annual Wage of Staff and Workers	
3-16	职工实际工资总额指数 .....	(97)
	Total Wage Indices of Staff and Workers	
3-17	职工年平均工资指数 .....	(97)
	Average Annual Wage Indices of Staff and Workers	
3-18	各行业在岗职工工资总额(2002年) .....	(98)
	Total Wages of Staff and Workers on the Job by Sector(2002)	



3-19	各行业在岗职工年平均工资(2002年)	(100)
	Average Annual Wage of Staff and Workers on the Job by Sector (2002)	
3-20	离休、退休、退职人员年末人数(2002年)	(102)
	Number of Retired and Resigned Persons at the Year-end(2002)	
3-21	离休、退休、退职人员保险福利费用构成情况(2002年)	(102)
	Composition of Social Insurance and Welfare Funds for Retired and Resigned Persons (2002)	
3-22	企业下岗职工情况(2002年)	(103)
	Basic Indicators of Staff and Workers off the Job in Enterprises(2002)	
3-23	离开本单位仍保留劳动关系的职工情况(2002年)	(103)
	Basic Indicators of Staff and Workers Left Self Unit and Remind Labor Relations (2002)	

#### 四、固定资产投资

#### Chapter 4 Investment in Fixed Assets

4-1	全社会固定资产投资	(107)
	Total Investment in Fixed Assets	
4-2	各种分组的全社会固定资产投资及构成(2002年)	(108)
	Total Investment in Fixed Assets and Its composition(2002)	
4-3	各行业基本建设投资(2002年)	(110)
	Capital Construction Investment by sector(2002)	
4-4	各行业基本建设新增固定资产(2002年)	(112)
	Newly Increased Fixed Assets through Capital Constal Construction by Sector(2002)	
4-5	基本建设项目个数、项目投产率(2002年)	(114)
	Number of Capital Construction projects, Rate of projects Put into Use(2002)	
4-6	各种分组的更新改造投资(2002年)	(115)
	Technical Updates and Innovation Investment by Various Characteristics(2002)	
4-7	更新改造完成投资及新增固定资产(2002年)	(116)
	Technical Updates and Innovation and Nemly increased Fixed Assets(2002)	
4-8	国有经济固定资产投资及构成	(117)
	Investment in Fixed Assets and Its Composition of State - Owned Units	
4-9	国有经济各种分组的固定资产投资	(118)
	Investment in Fixed Assets of State - Owned Units by Various Characteristics	
4-10	国有经济各行业固定资产投资(2002年)	(119)
	Investment in Fixed Assets of State-Owned Units by Sector (2002)	
4-11	国有经济各行业新增固定资产(2002年)	(120)
	Newly Increased Fixed Assets of State-Owned Units by Sector(2002)	
4-12	国有经济房屋建设指标(2002年)	(121)
	Indicators of Building Construction of State - Owned Units (2002)	
4-13	国有经济分地市项目个数、项目投产率及固定资产交付使用率(2002)	(121)
	Number of Projects, Rate of Projects Put into Use and Rate of Fixed Assets Put into Use of State—Owned Units (2002)	
4-14	国有经济基本建设投资	(122)
	Investment in Capital Construction of State - Owned Units	
4-15	国有经济基本建设项目计划总投资完成情况	(123)
	Situation in Completion of Investment in Capital Construction of Projects of Projects of State-Owned Units and Situation Completed	
4-16	国有经济重点行业固定资产投资	(124)
	Investment in Fixed Assets of State—Owned Units in Key Sector	