

经全国中小学教材审定委员会
2003年初审通过

义务教育课程标准实验教科书

英语




(新目标)

Go for it!

STUDENTS' BOOK

九年级

(中国) 课程教材研究所
英语课程教材研究开发中心 合编
THOMSON (美国) 汤姆森学习出版集团



人民教育出版社

义务教育课程标准实验教科书

英 语

(新目标)

STUDENTS' BOOK

九年级

(中国) 课 程 教 材 研 究 所
英语课程教材研究开发中心
(美国) 汤 姆 森 学 习 出 版 集 团 合 编

人民教育出版社

This Chinese edition is adapted from the original *Go for it!* series by David Nunan.

Copyright © 2003 by People's Education Press and Thomson Learning (a division of Thomson Asia Pte Ltd)

ISBN 981-243-466-6

The original text © 1999 is published by:
Heinle & Heinle Publishers
20 Mark Plaza
Boston, MA 02116
USA

ALL RIGHTS RESERVED

No part of this publication may be reproduced or transmitted in any form or by any means, electronic or mechanical, including photocopying, recording, or any information storage and retrieval system, without permission in writing from the publisher.

The publisher would like to thank 21st Century, China Daily, for their permission to adapt articles for use in this textbook.

The photograph on page 54 (top) is the exclusive property of him Soo Peng of Soop.

Every effort has been made to trace all sources of illustrations / photos / information in this book, but if any have been overlooked, the publisher will be pleased to make the necessary arrangements at the first opportunity.

For permission to use material from this text or product, contact us by

Tel: (86) 64016633-6650 / (65) 6410 1200

Fax: (86) 64010370 / (65) 6410 1208

Email: [www@pep.com.cn](http://www.pep.com.cn) / info@thomsonlearning.com

义务教育课程标准实验教科书

英语（新目标）

学生用书 九年级

课程教材研究所
(中国) 英语课程教材研究开发中心 合编
(美国) 汤姆森学习出版集团

*

人民教育出版社出版发行

(北京沙滩后街55号 邮编: 100009)

网址: <http://www.pep.com.cn>

人民教育出版社印刷厂印装 全国新华书店经销

*

开本: 890毫米×1194毫米 1/16 印张: 11.25 字数: 240 000

2003年6月第1版 2003年8月第1次印刷

ISBN 7-107-16844-4 定价: 13.70元
G·9934 (课)

著作权所有·请勿擅用本书制作各类出版物·违者必究

如发现印、装质量问题,影响阅读,请与出版社联系调换。

(联系地址: 北京市方庄小区芳城园三区13号楼 邮编: 100078)

说 明

本书是人民教育出版社出版的《义务教育课程标准实验教科书英语（新目标）》的系列教材之一。这套教材是在（美国）汤姆森学习出版集团最新出版的 *Go for it!* 教材的基础上，由人民教育出版社与汤姆森学习出版集团合作改编而成的。它采用任务型语言教学（**Task-Based Language Teaching**）模式，融汇话题、交际功能和语言结构，形成了一套循序渐进的生活化的学习程序。在修改过程中，编者依据国家教育部频发的《英语课程标准》（实验稿），对原书的结构与内容作了适当的调整，增加了复习单元、文化背景知识和学习策略等部分，并增加了任务型学习成份和语篇输入。本书每个单元都列出明确的语言目标、主要的功能项目与语法结构、需要掌握的基本词汇，并分为A和B两部分。A部分是基本的语言内容，B部分是知识的扩展和综合的语言运用。每个单元还附有Self Check部分，学生可用来自我检测本单元所学的语言知识。为了加强学生的阅读能力，本册在每单元的后面设置了具有跨文化内容的语篇及相关的练习。

本书共18个单元，其中包括3个复习单元，供九年级全学年使用。

课程教材研究所
英语课程教材研究开发中心

2003年3月

Acknowledgments

It was a great pleasure working with People's Education Press. Special thanks must go to Mr Gong Yafu and Ms Hao Jianping for their unswerving support for this project; to Ms Liu Daoyi and Mr Li Jingchun for their invaluable comments and guidance; and Mr Wei Guodong, Mr Deng Yanchang, Mr Ding Wangdao and Mr Hu Wenzhong without whom this project would never have happened. Special thanks should go to Zhang Yajun and Zhang Linlin for keeping the project on track.

I would like to thank Mr Tan Tat Chu, Paul Tan, Ms Yuan Jiang, Caroline Ma and Ian Martin at Thomson Learning Asia for their contribution to the project. Special mention must be made of Guy de Villiers who managed the project and steered it to completion. I would also like to acknowledge and thank Ken Keobke for his critical review of the early drafts of the materials.

I would like to thank all those who have helped shape this project. Particular thanks go to Erik Gundersen, who helped me through the tough times, to Amy Mabley, Maryellen Killeen, Evelyn Nelson, Stan Galek and Charlie Heinle.

Finally, thanks must go to editors Nancy Jordan and Thomas Healy for their dedication to this project. Their commitment of time and critical review went well beyond what any author could hope or expect.

David Nunan

The author and publisher would like to thank the following individuals who offered many helpful insights, ideas and suggestions for change during the development of *Go for it!*

Vera Andre de Almeida, Instituto Brasil-Estados Unidos, Rio de Janeiro
Lucia de Aragão, União Cultural Brasil-Estados Unidos, Sao Paulo
Jennifer Bixby, Acton, Massachusetts
Lucia Santos, Casa Thomas Jefferson, Brasilia
Elizabeth Rabello, Casa Thomas Jefferson, Brasilia
Marta Diniz, Casa Thomas Jefferson, Brasilia
Walkiria Darahem, Associacao Cultural Brasil-Estados Unidos, Ribeirao Preto
Marilyn Bach, Bronx Public Schools, New York
David Bohlke, Sejong University Language Research Institute Seoul
Wendy Brooks, YBMSi-Sa-young-O-Sa, Seoul
Dr Melvin Clark, ClarkHeller Education Center, San Juan, Texas
Mary Corbin, Manatee County Public Schools, Florida
Katy Cox, Casa Thomas Jefferson, Brasilia
Nanette Dougherty, Richmond Hills High School, Queens, New York
Jo Fritschel, San Diego City Schools, California
Alejandra Gallegos, Interlingua Aguascalientes, Mexico
Angie Ginty, District 15, Brooklyn, New York

Raquel de Gomez, Instituto Culturale Mexicano-Norte Americano de Jalisco, Jalisco
Carol CH Feng, Taipei
Anne-Marie Hadzima, National Taiwan University, Taipei
Hui-wen Huang, YMCA, Taipei
Seung Eun Kang, YBM Si-Sa-young-O-Sa, Seoul
Jennifer Kellie, AEON, Okayama
Sung Mi Kim, YBM Si-Sa-young-O-Sa, Seoul
Athina Leite, ACBEU, Salvador
Claudina Lo Valvo, Instituto Cultural Argentino, Buenos Aires
Peter Oram, So Jung Middle School, Dong-gu
Mary Riggs, Simi Valley USD, California
Joyce Chin Shao, The Language Training and Testing Center, Taipei
Stephen Sloan, James Monroe High School, Los Angeles, California
John Alan Smith, Owada High School, Osaka
Claudia Spelman, Conejo Valley USD, California
Barbara Tedesco, Roselle Board of Education, New Jersey
Lilian Vaisman, Instituto Brasil-Estados Unidos, Rio de Janeiro
Maria Vasquez, San Marcos ISD, Texas

编委会主任	刘道义
编委会副主任	魏国栋 龚亚夫 郝建平
美方主编	David Nunan
改 编	Guy de Villiers
	李静纯 张雅君 张琳琳
责任编辑	张雅君 张琳琳
绘 画	Martha Friedman 上可画坊
设 计	Jeff Dinardo
封面设计	林荣桓

24211

Guide to *Go for it!*

《英语（新目标）》使用指南

《英语（新目标）》学生用书的每一个单元有6页，其中包括课文A和课文B以及自我检测。

课文A为目标句型提供分步示例和指导性练习

课文B使学生能够对已经学过的目标句型运用自如

自我检测使学生对自己的英语水平有明确的认识

• 每个单元的语言目标

• 语法结构与功能

• 任务型听力练习

• 结对练习核心对话

UNIT 1

SECTION A

How do you study for a test?

Language Goal:
• Talk about how to study

1a Check (✓) the ways you study for an English test. Then add other ways you use sometimes.

_____ by working with friends	_____ by listening to cassettes
_____ by making flashcards	_____ by asking the teacher for help
_____ by reading the textbook	_____
_____ by making vocabulary lists	_____

1b Listen. How do these students study for a test? Write letters from the picture above.

1c PAIRWORK
Ask your partner how he or she studies for a test.

A: How do you study for a test?
B: I study by working with a group.

2 UNIT 1 • How do you study for a test?



2a

Listen and check (✓) the questions you hear.

Questions

- ✓ Do you learn English by watching English-language videos? d
- Do you ever practice conversations with friends? _____
- What about listening to cassettes? _____
- What about reading aloud to practice pronunciation? _____
- Have you ever studied with a group? _____

Answers



2b

Listen and match each question above with an answer below.

- Yes, I have. I've learned a lot that way.
- Oh, yes. It improves my speaking skills.
- I do that sometimes. I think it helps.
- No. It's too hard to understand the voices.

2c PAIRWORK

Make conversations using the information from activities 2a and 2b.

- A: Have you ever studied with a group?
B: Yes, I have. I've learned a lot that way.

Grammar Focus

- How do you study for a test? I study by listening to cassettes.
How do you learn English? I learn by studying with a group.
Do you learn English by reading aloud? Yes, I do.

UNIT 1 • How do you study for a test?

3

多种听力练习

不同任务的结对活动

语法与功能重点

各种课堂活动

3a

Read the article and complete the chart.

How do you learn best?

This week we asked students at New Star High School about the best ways to learn more English. Many said they learnt by using English. Some students had more specific suggestions. Lillian Li, for example, said the best way to learn new words was by reading English magazines. She said that memorizing the words of pop songs also helped a little. When we asked about studying grammar, she said, "I never study grammar. It's too boring."

Wei Ming feels differently. He's been learning English for six years and really loves it. He thinks studying grammar is a great way to learn a language. He also thinks that watching English movies isn't a bad way because he can watch the actors say the words. Sometimes, however, he finds watching movies frustrating because the people speak too quickly.

Liu Chang said that joining the English club at school was the best way to improve her English. Students get lots of practice and they also have fun. She added that having conversations with friends was not helpful at all. "We get excited about something and then end up speaking in Chinese," she said.

	Ways of learning English		
	Not successful	OK	Successful
Lillian Li	studying grammar		
Wei Ming			
Liu Chang			

3b

PAIRWORK

Role play. Student A, pretend to be one of the people in 3a. Student B, interview Student A about learning English.

- A: I'm doing a survey about learning English. Can I ask you some questions?
B: Sure.
A: Great! What's your name?
B: Wei Ming.
A: And how do you learn English, Ming?
B: ...

4

PAIRWORK

Check (✓) what you do to learn English. Then interview your partner.

- A: Do you write vocabulary lists?
B: Oh, yes. I do it often.

	I do this ...			My partner does this ...		
	often	sometimes	never	often	sometimes	never
write vocabulary lists	✓					
read English books/magazines						
study grammar						
keep an English notebook						
listen to cassettes						
ask the teacher questions						
watch English-language TV						

4

UNIT 1 • How do you study for a test?

SECTION B

1a Learning English can be difficult. What things are difficult for you? Read the list. Check (✓) the statements that are true for you.

- ☐ I can't pronounce some of the words. ☐ I can't spell some English words.
☐ I can't understand spoken English. ☐ I make mistakes in grammar.
☐ I read very slowly.

1b What other things are difficult for you? Make a list.

1. I don't know how to use commas.
 2. _____
 3. _____

2a Paul is learning English. Listen and check (✓) the learning challenges he talks about.

Challenges

1. ☒ can't get the pronunciation right
 2. ☐ forget a lot of new words
 3. ☐ can't always understand when people talk to me
 4. ☐ can't understand the words in magazines
 5. ☐ don't get much writing practice



2b Listen. Match the challenges in 2a with the solutions.

Solutions

- a. 2 You can always write the new words in your notebook and study them at home.
 b. ☐ You should find a pen pal.
 c. ☐ Listening can help.
 d. ☐ Why don't you join an English language club to practice speaking English?

2c PAIRWORK

Role play conversations using the

information from activities 2a and 2b.

A: I don't have a partner to practice English with.

B: Maybe you should join an English language club.

UNIT 1 • How do you study for a test?

词汇扩展

新旧语言知识综合运用

各类同步阅读

循序渐进的写作练习

创造性活用所学语言各类课堂活动

3a

Read the article. Then read the statements about the article. Write "T" (for true) or "F" (for false).

How I learned to learn English

Last year my English class was difficult for me. First of all, it wasn't easy for me to understand the teacher when she talked to the class. To begin with, she spoke too quickly, and I couldn't understand every word. Later on, I realized that it doesn't matter if you don't understand every word. Also I was afraid to speak in class, because I thought my classmates might laugh at me. I couldn't always make complete sentences, either. Then I started to watch English-language TV. It helped a lot. I think that doing lots of listening practice is one of the secrets of becoming a good language learner. Another thing that I found very difficult was English grammar. So I decided to take lots of grammar notes in every class. Then I started to write my own original sentences using the grammar I was learning. It's amazing how much this helped. Now I am enjoying learning English and I got an A this term. My teacher is very impressed.

The writer found learning English difficult because ...

1. ...the teacher's pronunciation was poor. **F**
 2. ...people always laughed at her when she spoke.
 3. ...she had trouble making complete sentences.
 4. ...English grammar was difficult.

Her English improved when she started ...

5. ...going out with English-speaking friends.
 6. ...lots of speaking practice.
 7. ...using grammar in original sentences.

3b

Write a letter telling a friend how to become a better language learner.

Dear _____,

I know it isn't easy to learn _____, but I have some ideas that may help. You said you couldn't understand people who talked fast. Well, one thing you can do is listening for the most important words, not every word.

Your friend,

3c

Write an article about the things that have helped you the most in learning another language.

4

INTERVIEW

Ask three classmates about learning English. Then tell the class about one of them.

	Name	Name	Name
1. What isn't easy about learning English?			
2. What do you do about this?			
3. What is your favorite way to learn more English?			

UNIT 1 • How do you study for a test?

- 自我评价
- 词汇知识的评价

- 语言应用能力的评价

- 幽默卡通

SELF CHECK

1 Fill in the blanks with the words given. Then make your own sentences with the words.

feel spell write down join find

- You should _____ new English words in a vocabulary list.
- _____ you don't know how to _____ new words, look them up in a dictionary.
- The best way to improve your English is to _____ an English club.
- Another thing that he _____ very difficult was English grammar.
- This kind of paper _____ very soft.

2 Xu Zheng won the English prize at his school. Later, a reporter of the school magazine interviewed him. Here are the reporter's notes on Xu Zheng and Xu Zheng's essay on why English is important. Use them to write an article about Xu Zheng.

Notes on Xu Zheng

Likes: writing notes / watching movies / listening to pop songs


Finds difficult: pronunciation / native speakers talking too fast

Learns by: making up conversations / speaking to friends in English

Notes on Xu Zheng's essay

- Most people speak English as a second language.
- English is popular around the world for computers.
- English is popular in science.
- English can help us understand many new books and movies.

Just for Fun!



UNIT 1 • How do you study for a test?

《英语（新目标）》系列配套

学生用书（含磁带）

教师用书

练习册

评价手册（含磁带）

Target language	Vocabulary	Recycling	Learning Strategies
-----------------	------------	-----------	---------------------

How do you study for tests?
Well, I study by working with my classmates.
Have you ever studied with a group?
Yes, I have. I've learned a lot that way.
I don't have a partner to practice English with.
Maybe you should join an English club.

flashcard, take notes, frustrating, memorize, aloud, comma, make mistakes, pronunciation, be afraid to
What about ...?
Why don't you ...?

vocabulary list, cassette, conversation, improve, forget, test, notebook, friend, English language, study, video, pop song, speak, learn, watch, work, join, listen, write, practice

Personalizing
Role playing

Identifying main ideas

Mario used to be short.
Yes, he did. Now he's tall.
I used to eat candy all the time.
Did you?
Yes, I did. And I used to chew gum a lot.

used to, dark, spider, insect

alone, quiet, snake, outgoing, friendly, serious, funny, tall, shy, short, straight, long hair

Brainstorming
Comparing

Understanding words in context

I think sixteen-year-olds should be allowed to drive.
I disagree. I think sixteen is too young.
Do you think thirteen-year-olds should be allowed to have part-time jobs?
No, I don't.

allow, pierce, silly, stay up, drive, driver's license,
Do you think ...?
I agree.
I disagree.
I don't agree.

wild, serious, calm, young, old, weekend, choose, clothes, take a test, fail a test, pass a test

Reflecting
Transforming information

Scanning for specific information

What would you do if you won a million dollars?
I'd give it to medical research.
I can't sleep the night before an exam. What should I do?
If I were you, I'd take a long walk before going to bed.

lottery, million, pimple, energetic, confident, shirt, tie, medical research

charity, present, fruit, vegetable, snack, shy, creative, outgoing, nervous, relax, late, tired

Matching
Listening for key words

Using what you know

Target language	Vocabulary	Recycling	Learning Strategies
Whose volleyball is this? It must be Carla's. She loves volleyball. It could be Ted's.	picnic, chase, escape, belong to, toy car, plate, mystery, appointment, worried, wake, neighbor, garbage	suit, land, volleyball, magazine, book, CD, hat, earring, T-shirt, UFO, whose, owner, exercise, dream, anxious	Sequencing Deducing
What kind of music do you like? I like music that I can sing along with. What about you? I prefer music that has great lyrics.	lyric, gentle, remind of, exhibition, prefer, photographer, energy	singer, music, dance, quiet, clothes, writer, jacket, book, movie, band, CD, sad, love, like, enjoy, favorite, loud, sing along with, musician, clearly	Listening for specific information Transforming information
			Scanning for specific information
Where would you like to go on vacation? I'd love to visit Mexico. I hope to go to France some day.	jungle, historic site, botanical garden, exotic, thrilling, fascinating, peaceful, take it easy, tiring, educational, trek, explore, Singapore, touristy, customer, pack, light, heavy, downtown, provide, offer	France, Brazil, Japan, vacation, zoo, mountain, dangerous, fun, relaxing, entertainment, shopping, hiking, visit	Classifying Role playing
			Understanding words in context
I'd like to work outside. I'll help clean up the city parks. You could give out food at a food bank.	put off, hand out, call up, give away, run out of, clean up, set up, take after, fix up, cheer up, give out hunger, sign, repair	come up with, put up, think up hospital, park, bank, food, lunch, bike, money, outside, volunteer, advertisement	Taking notes Personalizing
			Summarizing
What happened? I overslept. And by the time I got up, my brother had already gotten into the shower.	oversleep, exhausted, embarrassed, fool, lock, bell, ring, rush, on time, empty, girl friend, reply, show, marry, ending show up, break down, go off, get married	get up, get dressed, change, bus, key, backpack, shower, brother, father, relative, doctor, dentist, already, stay up, appointment, realize Have you ever ...?	Sequencing Classifying
			Deducing

Target language	Vocabulary	Recycling	Learning Strategies
-----------------	------------	-----------	---------------------

When was the telephone invented?
I think it was invented in 1876.

salty, sweet, sour, crispy, pleasant, potato chips, slipper, leaf, fire, scoop, light bulb, telescope, microwave oven, abacus, camera, beverage
be invented by, be used for, by mistake, by accident

helpful, annoying, telephone, car, alarm clock, shoes, umbrella, bicycle, discover, tea

Brainstorming
Role playing

Excuse me. Do you know where I can exchange money?
Sure. There's a bank on the second floor. Take the escalator to the second floor and turn right. The bank is next to the bookstore.

escalator, drugstore, restroom, furniture, department store, shampoo, advantage, disadvantage
exchange money, hang out

elevator, convenient, public phone, library, post office, mall, subway, restaurant, stamp, interviewer, safe, delicious, fascinating, inexpensive, park, museum, movie theater, uncrowded, interesting, beautiful, big, clean, bookstore

Listening for specific information
Cooperating

Understanding words in context

How was the dinner at Paul's house last night?
Well, it was OK, but I made some mistakes. I was supposed to arrive at 7:00, but I arrived at 8:00.

kiss, bow, table manners, chopstick, fork, spoon, napkin, greet, rude, wipe, point, stick
shake hands, be supposed to, drop by, pick up
You should ...

loudly, softly, polite, knife, custom, country, Brazil, the United States, Japan, Mexico, wrong
on time

Comparing
Listening for key words

Deducing

I'd rather go to the Blue Lagoon Restaurant because I like to listen to quiet music while I'm eating.
Oh, really? Loud music makes me energetic.
Not me! Loud music makes me stressed out.

lighting, mysterious, tense, silky, owner, product, knowledge, for instance, shiny, skin, cream, toothpaste, endangered, uncomfortable, useful

fast food, make, cry, customer, happy, dance, sad, restaurant, red, pink, blue, relaxed, stressed out, awful, soft, energetic, keep out

Personalizing
Matching

Summarizing

《英语（新目标）》学生用书（九年级）目录

Unit	Title	Topic	Functions	Structures
1	How do you study for a test?	Learning how to learn	Talk about how to study	verb + <i>by</i> with gerund
Page 2				
Page 8 Reading: Old phone, true friend				
2	I used to be afraid of the dark.	How we have changed	Talk about what you used to be like	<i>Used to</i> Conjunction <i>but</i>
Page 10				
Page 16 Reading: E-mail English				
3	Teenagers should be allowed to choose their own clothes.	Rules	Talk about what you are allowed to do Agree and disagree	<i>Should + be allowed to</i>
Page 18				
Page 24 Reading: That's cool!				
4	What would you do?	Interesting and embarrassing situations	Talk about imaginary situations	Second conditional <i>Should</i> for advice
Page 26				
Page 32 Reading: The history of basketball				

《英语（新目标）》学生用书（九年级）目录

Unit	Title	Topic	Functions	Structures
5	It must belong to Carla.	A picnic	Make inferences	<i>Must, might, could and can't</i>
Page 34				
Page 40 Review of units 1-5				
6	I like music that I can dance to.	Music	Express preferences	Relative clauses with <i>that</i> and <i>who</i>
Page 44				
Page 50 Reading: Eat well and exercise				
7	Where would you like to visit?	Vacations	Talk about places you would like to visit	Second conditional without <i>if</i> clause <i>Hope to</i>
Page 52				
Page 58 Reading: Your own robot				
8	I'll help clean up the city parks.	Volunteering	Offer help	Phrasal verbs
Page 60				
Page 66 Reading: No problem!				
9	By the time I got outside, the bus had already left.	Bad days	Narrate past events	Past perfect
Page 68				
Page 74 Reading: Changing English				

《英语（新目标）》学生用书（九年级） 目录

Unit	Title	Topic	Functions	Structures
10	When was it invented?	Inventions	Talk about the history of inventions	Passive voice (questions and statements)
Page 76				
<hr/>				
Page 82	Review of units 6-10			
<hr/>				
11	Could you please tell me where the restrooms are?	Getting around	Ask for information politely	Indirect questions
Page 86				
<hr/>				
Page 92	Reading: Grown-ups like cartoons, too.			
<hr/>				
12	You're supposed to shake hands.	Customs	Tell what you are supposed to do	<i>Supposed to</i>
Page 94				
<hr/>				
Page 100	Reading: Parent helps child.			
<hr/>				
13	Rainy days make me sad.	Feelings	Talk about how things affect you	Second conditional with <i>wish</i>
Page 102				
<hr/>				
Page 108	Reading: The art of giving			

《英语（新目标）》学生用书（九年级）目录

Unit	Title	Topic	Functions	Structures
14	Have you packed yet?	Preparing for a vacation	Talk about recent events	Present perfect with <i>already</i> and <i>yet</i>
Page 110				
Page 116 Reading: Students find Chinese roots.				
15	We're trying to save the manatees!	Protecting the environment	Debate an issue	Review of structures
Page 118				
Page 124 Review of units 11-15				
Page 129 Review Games				
Page 138 Vocab-Builder				
Page 141 Pronunciation Table				
Page 142 Words and Expressions in Each Unit				
Page 155 Vocabulary Index				