

针刺 手法图解

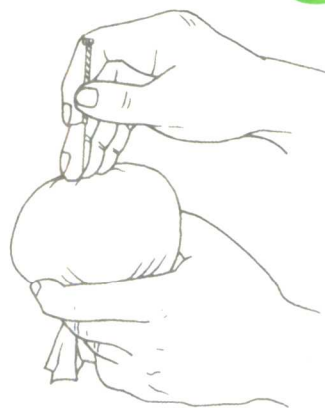
汉英对照 Chinese-English Edition

编著 刘炎 翻译 李照国 协编 王静

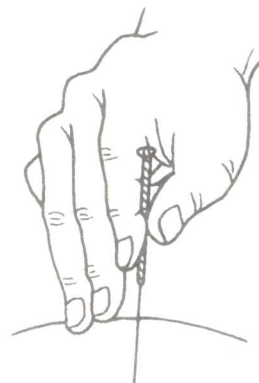
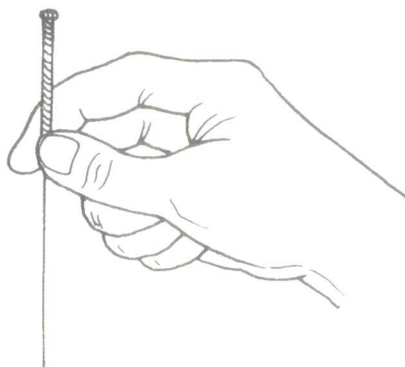
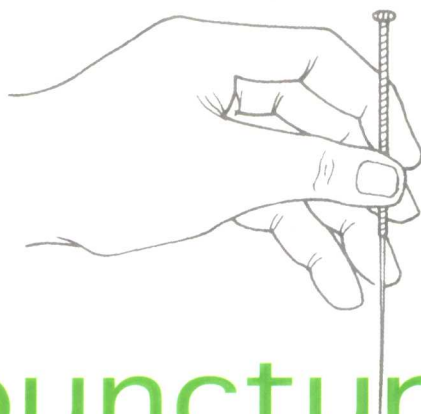
Diagrams

Of

Acupuncture



Manipulations



上海科学技术出版社

针刺 手法图解

北京中医药大学东方医院 北京中医药大学东方医院 北京中医药大学东方医院

北京中医药大学东方医院 北京中医药大学东方医院 北京中医药大学东方医院

Diagrams

Of

Acupuncture

Acupuncture

北京中医药大学东方医院

汉
英
对
照

针

刺

手

法

图

解

编著 刘 炎

翻译 李照国

协编 王 静

Diagrams Of Acupuncture

Manipulations

上海科学技术出版社
SHANGHAI SCIENTIFIC & TECHNICAL PUBLISHERS

图书在版编目(CIP)数据

针刺手法图解(汉英对照)/刘炎编著;李照国译.
上海:上海科学技术出版社,2003.9

ISBN 7-5323-5418-0

I. 针... II. ①刘... ②李... III. 刺法—图解

IV. R245-0

中国版本图书馆 CIP 数据核字(2003)第 022093 号

上海科学技术出版社出版、发行

(上海瑞金二路 450 号 邮政编码 200020)

苏州望电印刷有限公司印刷

新华书店上海发行所经销

开本 787×1092 1/16 印张 11.75 字数 195 千字

2003 年 9 月第 1 版 2003 年 9 月第 1 次印刷

印数 1—4 000

定价:35.00 元

本书如有缺页、错装或损坏等严重质量问题,
请向本社出版科联系调换

本书是第一本用中英文对照书写的针刺手法技术图解。内容共分六章。第一章针刺基础,介绍从持针、得气到出针的常识;第二章毫针刺法,亦为本书的重点,主要介绍了针刺前后10余种辅助手法,20多种行针辅助手法,常用8种补泻法和20种复式针刺手法及多种其他针法等;第三章《内经》论刺法,重点介绍了“九刺”、“十二刺”、“五刺”、“三刺”、导气等20余种方法;第四章透穴针术,介绍了比较特殊的透穴术近30种;第五章艺术针法,介绍了临床行之有效的常用艺术针术23种;第六章特种针刺法,介绍了11种特种针法和针术。

全书内容丰富,体现了针刺技术的重要性和必要性。

Diagrams of Acupuncture Manipulations, a first Chinese-English book on the manipulations of needles, is divided into six chapters. Chapter 1, Essentials of Acupuncture, introduces the general knowledge of holding the needle, obtaining acupoints and withdrawing the needle. Chapter 2, Needling Techniques of the Filiform Needle, the core of this book, introduces over 10 kinds of supplementary techniques used before and after needling, over 20 kinds of supplementary needling techniques, 8 kinds of general strengthening and reducing techniques, about 20 kinds of complex needling techniques and other needling techniques. Chapter 3, Needling Techniques in Neijing, mainly introduces Nine Needling Techniques, Twelve Needling Techniques, Five Needling Techniques, Three Needling


techniques, Qi Directing etc. Chapter 4, Penetrated Needling, introduces about 30 kinds of special penetrated needling techniques. Chapter 5, Artistic Needling, introduces 23 kinds of artistic needling techniques effective in clinical use. Chapter 6, Special Needling Techniques, introduces 11 kinds of special needling techniques.

This book is rich in content, demonstrating the importance and necessity of the needling techniques.

作者简介
Resume

刘炎, 性别男, 出生于1941年6月, 民族汉, 上海松江人。大学本科(6年制)毕业。上海中医药大学教授, 针灸推拿学院院长, 中华全国高等中医院校针灸教育研究会会长, 上海市中医药学会中医综合疗法研究会会长, 中国针灸学会刺灸分会副理事长。

擅长中医针灸各科。1965年毕业后一直从事医疗教学工作, 中年起参加科研, 近年则致力于著书立说和总结工作, 有着丰富的临床和教学经验, 其医疗作风正派, 针法娴熟, 下手如飞, 堪称针家一绝, 被誉为“飞针”专家, 深受患者欢迎。曾被评为上海中医学院、龙华医院先进工作者, 1993年受到《解放日报》、《工人日报》以及《冶金报》等报的表彰。负责并完成了“针刺手法测定仪”、“不同针法灸法的生理病理效应”等科研课题4项, 并获得了3项奖。教学经验丰富, 1983年曾去美国加州讲学受到美方的欢迎和该州考试委员会的表彰, 教学录像《毫针刺法》、《灸法》曾先后在全国中西医学院校有声读物评展中获得2项优秀教材奖, 以及优秀片奖、教学奖等。《古典针法》别具一格, 新颖别致, 集科学、艺术于一体, 获得了华东区和全国比赛一等奖, 此也为全国中医院校在历届比赛中所取得的最高奖, 受到了国际国内同道的一致好评, 先后发表了《谈高校的针灸教学》、《练针前后针刺手法测定》、《脐海探秘》等医疗教学科研文章40篇, 出版专著有《中华自然疗法》、《中华特种针疗法》、《中华脐疗大成》、《中华古今食疗荟萃》、《中华古今药膳荟萃》、《中华奇穴大成》、《中华组合穴集成》、《江浙沪名医秘方精粹》、《腧穴刺灸法》等近20本。此外, 还以副主编、编委身份参加了《新编针灸大辞典》等10余部著作的撰写工作; 近还积极参与“针药结合戒毒的临床和机理研究”、“丹芪益心贴透皮吸收方法学实验研究”等7项国家部局



Newspaper” in 1993. He organized and completed 4 research projects of “Determination Apparatus of Needling Techniques” and “Physiopathological Efficacy of Different Needling Techniques” and was awarded 3 prizes. In 1983 he was invited by US as a visiting scholar to give lectures in California, US and was highly appreciated by US partner and Acupuncture Licensing Committee of the state. His educational videotapes on “Needling Techniques of Filiform Needles” and “Moxibustion Methods” were honored two prizes of Outstanding Teaching Materials Award and Excellent Tape Award and Education Award in audio-video publication exhibition of national medical institutions of western and Chinese medicine. His book on “Classic Needling Techniques”, compiled with a unique style and in combination of science and art, was awarded a first prize in competition in the eastern region of China and whole China, also a highest prize in the successive competitions of the national institutions of Chinese medicine, and was highly evaluated and appreciated by international and domestic colleagues. He has published over 40 pieces of theses on his achievements in medical service and education, such as “On Acupuncture Education in Universities”, “Determination of Needling Techniques before and after Practice” and “Exploration of Naval Therapy”, and has also published around 20 books, such as “Natural Therapies in China”, “Special Needle Therapies in China”, “Compendium of Chinese Naval Therapies”, “Collection of Chinese Ancient and Current Dietetics”, “Collection of Chinese Ancient and Current Medicated Meals”, “Compendium of Chinese Extraordinary Points”, “Collection of Chinese Combined Points”, “Secret Formulas Selected from Famous Doctors in Jiangsu and Zhejiang Province and Shanghai” and

"Needling and Moxibustion Methods of Acupoints". In addition, he also participated the compilation and edition of over ten books, such as "New Edition of Acupuncture and Moxibustion Dictionary", as a deputy editor-in-chief and editing member. Recently, he also takes part in seven research projects of state and bureau level, such as "Clinical and Mechanism Study on Drug Abuse Treated by Acupuncture and Herbal Preparation" and "Experimental Study on Methodology of Transdermal Absorption of 'Salvia and Astragalus Heart-Benefiting Plaster'". He is impressive in the circle of TCM acupuncture in the whole country and his achievements have been recorded in over 20 books of "Chinese Famous Professionals of Contemporary Times", "Volume of Contemporary Times—Biographies of Chinese Famous Doctors", "Dictionary of Chinese Famous Professionals of Contemporary Education", "Dictionary of Chinese Educational Specialists", "Dictionary of Chinese Talents", "Dictionary of Chinese Flourish", "Biography of World Famous Persons", "Dictionary of World Outstanding Talents" and "Personage Dictionary of P.R. China".

针刺治疗讲究操作技法，光靠文字描述难以表达清楚，因而配以图像。早在《灵枢·九针十二原》篇就提出“令各有形，先立《针经》”。说明针法的图形是至关重要的。但古书中的图像多限于针具、人形，且绘制不工，至近代才有所改进。各针灸书所载，零星分散，不成系统。今刘炎教授广事搜罗，分门别类，从进针到出针，从刺法补泻到穴位组合，都能以形象出之，配以简明的文字，有图有解。又约李照国君为之译成英语，中英并列，对国内外之学习针灸者必然是大有帮助的。特记数语以为介绍。

李 鼎

2001年12月于上海中医药大学

The treatment of acupuncture depends on various manipulative techniques to exert effect. Since verbal description alone is difficult to explain it clearly, figures and illustrations are often required. Early in the Chapter of Nine Needles and Twelve Yuan-Primary Acupoints in Lingshu, it is suggested that "the shape has to be divided respectively and the Canon of Acupuncture must be established first", indicating that the illustration of the manipulative techniques of acupuncture is very important. However in the ancient books, the figures were only confined to the shape of the needles and the structure of the human body which were poorly drawn and were only improved in the

Preface

modern times. Besides, the description of the manipulative techniques in the previous books was both fragmentary and unsystematic. Professor Liu Yan has made great efforts to collect the materials concerned and classified them into several types with brief description and clear illustration for the benefit of international readers. Li Zhaoguo is invited to translate it into English. This Chinese-English description and illustration of the manipulative techniques of acupuncture is undoubtedly helpful for readers both at home and abroad. That is why I have written this note to recommend it to the readers.

Li Ding

Professor of Shanghai University of TCM

December 2001

针灸是中国传统医学中一颗璀璨的明珠,它为中华民族的繁衍昌盛作出了极大的贡献。随着中医学的发展,针灸不仅遍布于国内,也传遍了世界。然窥诸多为针者,仅知初步的针灸知识和技能,而对于诸多较为深邃的技术和方法却不甚通晓。然而在医疗实践中,针刺之操作熟练与否,将直接关系到疗效的优劣,因而如何正确、熟练地掌握针刺技术和方法,就成了学好针灸和提高针刺疗效的关键。

在我校园内,云集了不少来自世界各国的留学生,其中绝大多数是来学习针灸的,有的甚至已三五次来校,就是为了使自己的针刺技术提高和加深,他们也不乏阅览了诸多图书,但总感其玄妙而难以领悟,因而急切地希望有一本中国特色的、深入浅出的针刺手法与技术方面的参考书,供他们学习和提高之用。为了满足广大针灸爱好者、针灸医务工作者,特别是使国外针灸医师真正能把针刺技术学到手,使其能在普及的基础上加以提高,在提高的基础上得以求精,笔者把35年来从事针灸临床、医疗、教学和科研方面的亲身感受和体会,对每种针刺方法,在广泛吸取广大医疗、教学、科研人员经验的基础上加以整理,撰写成书,并为使国内外人员均有机会学到针刺的技能和方法,本书采取中英文对照书写。

撰写过程中如有失妥之处,殷切期望同道们加以指正。

刘 炎

2001年12月12日

Introduction

Acumox(acupuncture and moxibustion) is an indispensable part of traditional Chinese medicine and has made great contribution to the development and prosperity of the Chinese nation. With the development of TCM, acumox not only has spread all over China, but also become internationally popular. However many international acupuncturists only know some primary knowledge about acumox, but are unfamiliar with the excellent skills and effective needling techniques at the higher level. In medical practice, proficiency in needling decides the curative effect. Therefore how to correctly and efficiently study the needling skills and techniques is key to the mastery of acumox and the improvement of the curative effect of acumox.

In our university there are many international students, most of whom specialize in acumox. Some of them even have studied in our university for 3 or 5 times, just for the improvement of their needling skills. They have read many books but still cannot grasp the gist of the manipulative techniques because there are no books devoted to simple and systematic explanation of the manipulative techniques. To meet this need, I have compiled this book based on my personal experience in the past 35 years and the practice of other teachers, doctors and researchers. This Chinese-English book is mainly devoted to the techniques and methods of acupuncture for readers inside and outside China.

There may be some errors in this compilation. The counterparts both inside and outside China are welcome to point them out so that they can be corrected in the next revision.

Liu Yan

December 12, 2001

第一章 针刺基础

CHAPTER 1 BASIC NEEDLING TECHNIQUES

第一节 毫针的结构和规格

SECTION 1 STRUCTURE AND SIZE OF THE
FILIFORM NEEDLE

1. 毫针的结构 1
1. Structure
2. 毫针的规格 2
2. Size

第二节 持针法

SECTION 2 HOLDING TECHNIQUES

1. 两指持针法 3
1. Holding with double fingers
2. 三指持针法 4
2. Holding with three fingers
3. 四指持针法 4
3. Holding with four fingers
4. 持柄压尾法 5
4. Holding the handle and pressing the tail
5. 持针身法 5
5. Holding the body
6. 两手持针法 6
6. Holding with double hands

第三节 练针法

SECTION 3 PRACTICE OF NEEDLING SKILLS

1. 纸垫、棉团练针法 7
1. The paper-cushion and cotton-pack practice of needling
2. 自身练针法 9
2. Practice on oneself
3. 相互练针法 10
3. Practice on each other

目
录

第四节	体位	10
	SECTION 4 POSTURES	
1.	仰卧位	11
1.	Supination	
2.	俯卧位	11
2.	Pronation	
3.	侧卧位	11
3.	Side sleeping	
4.	仰靠坐位	11
4.	Supine sitting	
5.	俯伏坐位	11
5.	Prone sitting	
6.	侧伏坐位	11
6.	Side pronation	
第五节	进针手法	12
	SECTION 5 TECHNIQUES OF INSERTION	
1.	刺手与押手	12
1.	The needling hand and pressing hand	
2.	进针法	12
2.	Inserting techniques	
第六节	针刺的角度、方向和深度	17
	SECTION 6 THE NEEDLING ANGLE, DIRECTION AND DEPTH	
1.	针刺角度	18
1.	Needling angles	
2.	针刺方向	19
2.	Needling direction	
3.	针刺深度	19
3.	Needling depth	
第七节	行针与得气	20
	SECTION 7 MANIPULATION AND ACU-ESTHESIA	
1.	行针法	20
1.	Manipulation of the needle	
2.	得气	20
2.	Acu-esthesia	
第八节	透穴法	21
	SECTION 8 ACUPOINT PENETRATION	
1.	透刺同一经脉穴位	22

1. Acupoint penetration on the same meridian	
2. 向邻近经脉透刺	22
2. Penetrated needling on the meridians nearby	
3. 向表里、阴阳经脉相互透刺	22
3. Penetration of the meridians in internal and external as well as yin and yang relation	
第九节 留针法	23
SECTION 9 RETENTION OF THE NEEDLE	
1. 静留针	23
1. Static retention of the needle	
2. 动留针	24
2. Active retention of the needle	
第十节 出针法	26
SECTION 10 WITHDRAWAL OF THE NEEDLE	
第二章 毫针刺法	
CHAPTER 2 NEEDLING TECHNIQUES FOR THE FILIFORM NEEDLES	
第一节 行针基本手法	28
SECTION 1 BASIC TECHNIQUES FOR MANIPULATION	
1. 提插法	29
1. Lifting and thrusting techniques	
2. 捻转法	30
2. Rotating techniques	
第二节 针刺前后辅助手法	31
SECTION 2 SUPPLEMENTARY TECHNIQUES USED BEFORE AND AFTER NEEDLING	
1. 揣法	31
1. Pinching the acupoints	
2. 爪法	33
2. Nail scratching	
3. 切法	33
3. Nailing	
4. 指持法	34
4. Holding by fingers	