

经全国中小学教材审定
委员会2001年初审通过

快乐英语

FUN WITH ENGLISH

□义务教育课程标准实验教科书



辽宁师范大学出版社



快乐英语

FUN WITH ENGLISH

STUDENTS' BOOK 3

学生用书第三册

□吴悦心 主编

学校
班级
姓名

辽宁师范大学出版社

□经全国中小学教材审定委员会 2001 年初审通过

策 划 刘文刚 张 洋
顾 问 [美] Robert Livingston
主 编 吴悦心
副 主 编 毕淑新 周朝华
参编人员 李 英 曲 端 郭振伟 陆 绮 郭廷灶
侯永正 张 韦 冷 惠 张 琦

责任编辑 张 洋
图画创作 徐文生 于连春
封面设计 徐文生
版面制作 大连天工形象设计公司

© 吴悦心 2002

图书在版编目 (CIP) 数据

快乐英语: 第3册 / 吴悦心主编. — 2 版. — 大连: 辽宁师范大学出版社, 2002. 6
ISBN 7-81042-147-6

I. 快... II. 吴... III. 英语课—小学—教材 IV. G624.311

中国版本图书馆 CIP 数据核字 (2002) 第 043409 号

辽宁师范大学出版社出版

(大连市黄河路850号 邮政编码: 116029 电话: 0411-4206854)

大连海事大学印刷厂印刷 各地新华书店发行

幅面尺寸: 185mm×260mm 印张: 2.75 字数: 64千字
1995 年 7 月第 1 版 2002 年 10 月第 2 版 2003 年 9 月第 19 次印刷

责任编辑: 张 洋	责任校对: 范 凤
封面设计: 徐文生	版式设计: 徐文生

定价: 5.80 元

所购教材, 如有印装问题, 请与本社联系调换。

版权所有 不得翻印

出版说明

《快乐英语》是为适应九年义务教育小学英语教学需要编写的一套小学英语教材。

本书的编写，根据教育部《小学英语课程教学基本要求（试行）》的精神，综合国内外最新教育理论和教学方法之长，以功能训练为主，突出语言的实践性和交际性，从听说训练入手组织教学。为此，本书的教学内容注重情境会话，所选的单词和句型浅显易懂，贴近学生的日常生活，努力再现学生熟悉并感兴趣的事物和生活环境，便于学生在交际实践中学习，由浅入深，学以致用。在教学形式和方法上则采用交际法、全身反应法等，通过多种游艺化教学形式激发学生兴趣，让孩子们在听听说说、唱唱玩玩、认认读读中打下较好的语音、语调和书写基础，养成良好的学习习惯和语言能力，充分体现以学生为主体，以教师为主导的素质教育课堂教学模式。

本书可供一个学期使用。每课可安排2课时完成。每课教学内容分为会话、词汇、趣味性操练三部分，且操练部分有游戏、表演、童谣、歌曲等多种听说训练形式。书中各单元的会话和词汇都以归类的形式出现，既可体现语言的功能，又能减轻学习难度，有利于学生语言的记忆和积累。

全书另配有教学录音磁带一套。

2002年1月

CONTENTS

Unit 1 Welcome to our school.

Lesson 1	2	Lesson 2	4
Lesson 3	6	Lesson 4	8
Lesson 5	10	Lesson 6	12

Unit 2 What's the time?

Lesson 7	14	Lesson 8	16
Lesson 9	18	Lesson 10	20
Lesson 11	22	Lesson 12	24

Unit 3 Where's my football?

Lesson 13	26	Lesson 14	28
Lesson 15	30	Lesson 16	32
Lesson 17	34	Lesson 18	36

General Revision	38
------------------	----

Words and Expressions	40
-----------------------	----



Welcome to our school.

Lesson 1

1 Learn to Say

Hello, boys and girls. Nice to see you again.

This is our new teacher, Mr Hill.

Nice to see you, too.

Welcome.


2 Look, Listen and Say



teacher



student



classroom

Lesson 1

3 Fun Time

1. Let's play



Who will be the little teacher?



Stand up. / Sit down.
Open/Close your books.



2. Let's act



A: Hello! I'm John Hill.

B: Hi, my name is Li Ming.

Nice to meet you.

A: Nice to meet you, too.

B: Where are you from?

A: I'm from America.

I'm your new English teacher.

B: Oh, really? Welcome, Mr Hill!

3. Let's sing




Nice to See You Again

1 = F $\frac{2}{4}$

3 3	1 1	2 5	1 2	3 1	2 -
Hello!	Dear	children.	Nice to see you	a-gain.	
3 3	1 1	2 5	1 3	2 2	1 -
Hello!	Dear	Miss Lin.	Nice to see you	a-gain.	
Hello!	Dear	Mr Chen.	Nice to see you	a-gain.	



1 Learn to Say




2 Look, Listen and Say



boy



girl



school

Lesson 2


3 Fun Time

1. Let's play



Have a try.

Are you a boy?



2. Let's act



AB: Hi! What's your name?

C: My name is Xiao Hui.

A: Oh, Xiao Hui. A nice name!

How old are you?

C: I'm ten. I'm in Class 1, Grade 4.


AB: Grade 4? Your English is good.

C: Thank you.

3. Look and listen



1 Learn to Say



2 Listen, Read and Write

A a

/A/ A (a) a


B b

/B/ B (b) b

ant




album



bear


bus



Lesson 3

3 Fun Time

1. Let's play



Show me the capital letter A/B. Show me the small letter a/b.

2. Let's act

- A: Excuse me. Where's Billy?
 B: Billy? Who's Billy?
 A: Is this Class 2, Grade 4?
 B: No. This is Class 2, Grade 3.
 A: Oh, sorry.



3. Listen and choose

<p>Li Ming</p> <p>Class 6 Grade 4</p> <p>A</p> <p>B</p>	<p>Linda</p> <p>Class 4 Grade 4</p> <p>A</p> <p>B</p> <p>Class 2 Grade 3</p>
<p>Zhang Hong</p> <p>Class 2 Grade 6</p> <p>A</p> <p>B</p> <p>Class 5 Grade 4</p>	<p>Billy</p> <p>Class 2 Grade 4</p> <p>A</p> <p>B</p> <p>Class 7 Grade 2</p>

1 Learn to Say



2 Listen, Read and Write

cat

C c

C C c c



clock




D d

D D d d

dog



deer



Lesson 4

3 Fun Time

1. Let's play



Guess! What's this?

Is it D?




No!

2. Let's act



- A: Dad, Mom, this is Henry, my new friend.
Henry, this is my father.
B: Hi, Henry. Where are you from?
C: I'm from America.
D: Welcome to our home.
Have some cookies.
C: No, thanks.
A: He likes chocolates.



3. Let's sing



A B C


1 = C $\frac{2}{4}$

5	3	5	5	3	5	6	6	7	7	5	-
A	B	C	C	B	A	A	A	B	B	C	
4	2	4	3	1	3	2	4	3	2	1	-
A	B	C	C	B	A	A	A	B	B	C	

X	X	X	0	:
A!	B!	C!		




1 Learn to Say



2 Listen, Read and Write



E e

E e



F f

F f



Lesson 5

3 Fun Time

1. Let's play



Touch and guess!

What's this?

Oh, it's my toy fish.

Right!



2. Let's act



A: This is my bedroom. Come in, please.


B: Oh, how nice!

A: Look! This is my new computer.
It's my birthday present.

B: Really? Shall we play computer games now?


A: Why not?

3. Listen, find and color



Revision


1 Listen, Say and Act



Lesson 6

2 Listen and Number

Try your best!



3 Let's Chant



Class, class, class; I love my class.
Friends, friends, friends; I love my friends.
School, school, school; I love my school.
Teachers, teachers, teachers; I love my teachers.

