

亚洲地区畅销逾 800 万册

ACTIVITY WORKBOOK

# SIDE *by* SIDE

THIRD EDITION

## 朗文国际英语教程

练习册

最新版

第 1 册



外教社 上海外语教育出版社

Steven J. Molinsky  
Bill Bliss

with

Carolyn Graham • Peter S. Bliss



Longman 朗文

# SIDE by SIDE

THIRD EDITION

## 朗文国际英语教程

### 练习册

最新版

- 亚洲地区畅销逾 800 万册的美式英语教程。
- 以交际对话为主线，注重语言知识和交际能力的协调发展，辅以其他各项技能的综合训练。



- 以结构—功能为主线的编写体系清晰明了，便于教师授课。
- 教师用书提供详细的授课指导与丰富实用的拓展性练习。



- 全面修订，融入互联网时代新体验。
- 新增“Gazette (公报)”板块，提供全球最新文化信息。
- 新增Pronunciation 和 How to Say It! 板块，培养良好发音习惯，提高学生的交际能力。

- 学完整套书，学生能够
- 掌握 3000 个新单词与短语。
- 掌握英语所有语法要点及常用交际策略。
- 达到自然、准确、流利地表达思想的要求。



ACTIVITY WORKBOOK

# SIDE by SIDE

THIRD EDITION

## 朗文国际英语教程

练习册

最新版

第 1 册



Steven J. Molinsky  
Bill Bliss

with

Carolyn Graham • Peter S. Bliss

*Contributing Authors*

Dorothy Lynde • Elizabeth Handley

*Illustrated by*

Richard E. Hill



外教社 上海外语教育出版社



Longman 朗文

ACTIVITY WORKBOOK

# SIDE by SIDE

THIRD EDITION

BOOK

1



Steven J. Molinsky  
Bill Bliss

*with*

Carolyn Graham • Peter S. Bliss

*Contributing Authors*

Dorothy Lynde • Elizabeth Handley

*Illustrated by*  
Richard E. Hill



**Side by Side, 3rd edition  
Activity Workbook 1**

Copyright © 2001 by Prentice Hall Regents

Addison Wesley Longman, Inc.

A Pearson Education Company.

All rights reserved.

No part of this publication may be reproduced,  
stored in a retrieval system, or transmitted  
in any form or by any means, electronic, mechanical,  
photocopying, recording, or otherwise,  
without the prior permission of the publisher.

Pearson Education, 10 Bank Street, White Plains, NY 10606

Vice president, director of publishing: *Allen Ascher*

Editorial manager: *Pam Fishman*

Vice president, director of design and production: *Rhea Banker*

Associate director of electronic production: *Aliza Greenblatt*

Production manager: *Ray Keating*

Director of manufacturing: *Patrice Fraccio*

Associate digital layout manager: *Paula D. Williams*

Interior design: *Wendy Wolf*

Cover design: *Elizabeth Carlson*

Illustrator: *Richard E. Hill*

The authors gratefully acknowledge the contribution  
of Tina Carver in the development of the original  
*Side by Side* program.

Simplified Chinese edition copyright ©2003 by PEARSON EDUCATION NORTH ASIA  
LIMITED and SHANGHAI FOREIGN LANGUAGE EDUCATION PRESS.

Side by Side Activity WorkBook 1, 3rd edition by Molinsky & Bliss  
Copyright ©2001

All Rights Reserved

Published by arrangement with the original publisher, Pearson Education, Inc., publishing as  
Prentice Hall Regents.

This edition is authorized for sale only in the People's Republic of China (excluding Taiwan and  
the Special Administrative Regions of Hong Kong and Macao).

本书由培生教育出版北亚洲有限公司授权上海外语教育出版社出版

仅供在中华人民共和国境内销售

本书封面贴有 Pearson Education 出版集团激光防伪标签, 无标签者不得销售。

# CONTENTS 目录

<b>1</b> To Be: Introduction	To Be: 简介	2	<b>11</b> Object Pronouns	宾格代词	
<b>2</b> To Be + Location	To Be + 地点		Simple Present Tense:	一般现在时:	
Subject Pronouns	主格代词	6	-s vs. non-s Endings	词尾加s和不加s	
<b>3</b> Present Continuous Tense	现在进行时	13	Have/Has	Have/Has	
<b>4</b> To Be: Short Answers	To Be: 简短回答		Adverbs of Frequency	频度副词	76
Possessive Adjectives	所有格形容词	21	<b>12</b> Contrast: Simple Present and	对比: 一般现在时	
<b>5</b> To Be:	To Be:		Present Continuous Tenses	和现在进行时	
Yes/No Questions	一般疑问句		Adjectives	形容词	83
Short Answers	简短回答		<b>13</b> Can	Can	
Adjectives	形容词		Have to	Have to	92
Possessive Nouns	所有格名词	27	<b>14</b> Future: Going to	将来时: Going to	
<b>6</b> To Be: Review	To Be: 复习		Time Expressions	时间表达法	
Present Continuous Tense:	现在进行时:		Want to	Want to	100
Review	复习		<b>15</b> Past Tense:	过去时:	
Prepositions of Location	地点介词	35	Regular Verbs	规则动词	
<b>7</b> Prepositions	介词		Introduction to Irregular	介绍不规则	
There Is/There Are	There Is/There Are		Verbs	动词	114
Singular/Plural: Introduction	单数/复数: 简介	41	<b>16</b> Past Tense:	过去时:	
<b>8</b> Singular/Plural	单数/复数		Yes/No Questions	一般疑问句	
Adjectives	形容词		Short Answers	简短回答	
This/That/These/Those	This/That/		WH-Questions	特殊疑问句	
	These/Those	50	More Irregular Verbs	更多不规则动词	
<b>9</b> Simple Present Tense	一般现在时	62	Time Expressions	时间表达法	122
<b>10</b> Simple Present Tense:	一般现在时:		<b>17</b> To Be: Past Tense	To Be: 过去时	129
Yes/No Questions	一般疑问句				
Negatives	否定		Listening Scripts	听力文字	138
Short Answers	简短回答	69	Correlation Key	学生用书、练习册对应表	142

# WHAT ARE THEY SAYING?

# 1

what's      is      my      from      name      phone number  
where      are      your      I'm      address

1. What's your name?


My is Janet Miller.

2. What's your address?

address 456 Main Street.

3. What's phone number?

My is 654-3960.





4. What's name?

My is Ken Green.

5. your address?

My is  
15 Park Street.




6. What's your number?

phone  
is 379-1029.

7. you from?

Detroit.




**STUDENT IDENTIFICATION CARD**

Name: Maria Gonzalez  
First Name Last Name

Address: 235 Main Street  
Bronx, New York

Phone Number: 741-8906



How about you? What's your name, address, and phone number?

**STUDENT IDENTIFICATION CARD**

Name: \_\_\_\_\_  
First Name Last Name

Address: \_\_\_\_\_  
 \_\_\_\_\_

Phone Number: \_\_\_\_\_

My name \_\_\_\_\_

My \_\_\_\_\_

My \_\_\_\_\_

**LISTENING**

Listen and circle the number you hear.

- |                  |           |           |           |            |
|------------------|-----------|-----------|-----------|------------|
| 1. <u>5</u><br>9 | 3. 1<br>2 | 5. 4<br>1 | 7. 5<br>4 | 9. 10<br>0 |
| 2. 3<br>7        | 4. 6<br>3 | 6. 3<br>6 | 8. 8<br>2 | 10. 5<br>9 |

# NUMBERS

zero	0
one	1
two	2
three	3
four	4
five	5
six	6
seven	7
eight	8
nine	9
ten	10

Write the number.

four	_____ 4 _____
seven	_____
one	_____
eight	_____
ten	_____
two	_____
nine	_____
six	_____
five	_____
three	_____

Write the word.

6	_____ six _____
2	_____
7	_____
3	_____
1	_____
8	_____
10	_____
4	_____
9	_____
5	_____

## LISTENING



Listen and write the missing numbers.

1. What's your phone number?



My phone number is  
389-793 2.

2. What's your telephone number?



My telephone number  
is 837-29 3.

3. What's your apartment number?



My apartment  
number is    -B.

4. What's your address?



My address is  
    Main Street.

5. What's your fax number?



My fax number is  
654-     15.

6. What's your license number?



My license number is  
26 3 9    .

# LISTENING



Listen and write the missing letters.

1. C-A-E-T-\_-R

2. J-O-\_-N-\_-O-\_-

3. \_-E-R-\_-L-\_-

4. A-N-D-E-\_-S-\_-N

5. \_-H-I-L-\_-J-P

6. \_-A-R-\_-I-N-E-\_-

## WHAT ARE THEY SAYING?


name meet you Hi Nice

A. Hello. My name 1 is Dan Harris.

B. 2. I'm Susan Wilson.

Nice to 3 you.

A. 4 to meet 5, too.




is you Hello I'm My to

A. Hi. 6 name 7 Alice Lane.

B. 8. 9 Bob Chang.

A. Nice 10 meet you.

B. Nice to meet 11, too.



## GRAMMAR RAP: Hi! Hello!



Listen. Then clap and practice.

A. Hi. I'm Jack.

B. Hello. I'm Jill.

C. Hi. I'm Mary.

D. Hello. I'm Bill.

All. Nice to meet you.

Nice to meet you, too.



A. Hi. I'm Bob.

B. Hello. I'm Tim.

C. Hi. I'm Susie.

D. Hello. I'm Jim.

All. Nice to meet you.

Nice to meet you, too.



Across

1.



5.



6.



8.



10.



12.



Down

1.



2.



3.



4.



7.



8.



9.



11.



DICTIONARY

LISTENING



Listen and put a check (✓) under the correct picture.

1.



2.



3.



4.



5.



6.





# WHAT ARE THEY SAYING?

I'm  
we're  
they're

are  
where  
you

basement  
dining room  
kitchen

attic  
yard  
bathroom

living room  
bedroom

1. Where are you?



I'm in the \_\_\_\_\_.



2. Where Susan and Joe?



\_\_\_\_\_ in the \_\_\_\_\_.



3. Where you and Julie?

\_\_\_\_\_ in the \_\_\_\_\_.



4. \_\_\_\_\_ are you?



\_\_\_\_\_ in the \_\_\_\_\_.



5. \_\_\_\_\_ Ben and Maria?

\_\_\_\_\_ in the \_\_\_\_\_.



6. Where you and Betty?

\_\_\_\_\_ in the \_\_\_\_\_.



7. \_\_\_\_\_ Pam and Peter?

\_\_\_\_\_ in the \_\_\_\_\_.



8. \_\_\_\_\_ you?

\_\_\_\_\_ in the \_\_\_\_\_.



## WHAT ARE THEY SAYING?

where's

she's



classroom

garage

he's

living room

it's



## WHERE ARE THEY?

- (Mr. and Mrs. Chen) 1. They are in the kitchen.
- (Ms. Carter) 2. \_\_\_\_\_ is in the dining room.
- (Mr. Grant) 3. \_\_\_\_\_ is in the bathroom.
- (Harry and Mary) 4. \_\_\_\_\_ are in the basement.
- (Ellen and I) 5. \_\_\_\_\_ are in the attic.
- (The bookshelf) 6. \_\_\_\_\_ is in the living room.
- (Mr. White) 7. \_\_\_\_\_ is in the garage.
- (Mrs. Miller) 8. \_\_\_\_\_ is in the classroom.
- (The telephone book) 9. \_\_\_\_\_ is in the bedroom.


we he they  
she  
it

## WHERE ARE THEY?

- (He is) 1. He's in the bedroom.
- (They are) 2. \_\_\_\_\_ in the basement.
- (We are) 3. \_\_\_\_\_ in the attic.
- (I am) 4. \_\_\_\_\_ in the bathroom.
- (It is) 5. \_\_\_\_\_ in the dining room.
- (She is) 6. \_\_\_\_\_ in the living room.
- (You are) 7. \_\_\_\_\_ in the garage.
- (Where is) 8. \_\_\_\_\_ the cell phone?


I'm we're he's where's  
you're she's  
they're it's

# THE BAKER FAMILY



The Baker family is at home today. (1) Mrs. Baker is in the living room. (2) Mr. Baker is in the kitchen. (3) Peggy and Jim are in the yard. (4) Kevin is in the bathroom. (5) Susie is in the bedroom. (6) And the car is in the garage.

## WHERE ARE THEY?



he's                      they're  
she's  
it's

1. Where's Mrs. Baker?
2. Where's Mr. Baker?
3. Where are Peggy and Jim?
4. Where's Kevin?
5. Where's Susie?
6. Where's the car?


She's in the living room.

# WHAT'S THE SIGN?


Fill in the signs. Then complete the sentences.



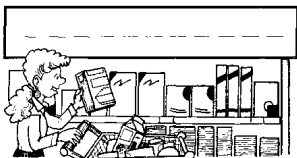
1. Helen is \_\_\_\_\_ in the park.




2. Mr. and Mrs. Grant are \_\_\_\_\_.




3. Edward is \_\_\_\_\_.




4. Maria is \_\_\_\_\_.




5. Jim and Sarah are \_\_\_\_\_.



6. Billy is \_\_\_\_\_.



7. The monkey is \_\_\_\_\_.

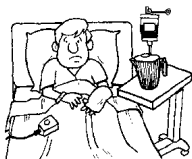


8. Ms. Johnson is \_\_\_\_\_.

# LISTENING

Listen and write the number under the correct picture.

SOCIAL SECURITY



1



# LISTENING

Listen and circle the word you hear.

- |                   |                     |                     |               |
|-------------------|---------------------|---------------------|---------------|
| 1. zoo <u>you</u> | 3. We're    They're | 5. Where    Where's | 7. on    in   |
| 2. Ms.    Mr.     | 4. Where    How     | 6. She's    He's    | 8. Is    It's |

# MATCHING

Match the nationality and the city.


- |  |                |
|--|----------------|
| <u>c</u> 1. We're Mexican. We're from _____.       | a. Shanghai    |
| _____ 2. She's Greek. She's from _____.            | b. San Juan    |
| _____ 3. He's Chinese. He's from _____.            | c. Mexico City |
| _____ 4. I'm Italian. I'm from _____.              | d. Seoul       |
| _____ 5. They're Puerto Rican. They're from _____. | e. Athens      |
| _____ 6. We're Korean. We're from _____.           | f. Tokyo       |
| _____ 7. She's Japanese. She's from _____.         | g. Rome        |

# GRAMMARPAP: Where's Jack?



Listen. Then clap and practice.

- A. Where's Jack?
- B. He's in the kitchen.
- A. Where's Jill?
- B. She's in the dining room.
- A. Where's Mom?
- B. She's in the living room.
- A. Where's Fred?
- Fred's in bed.
- All. Fred's in bed.
- Fred's in bed.
- A. Jack's in the kitchen.
- All. Fred's in bed.
- A. Jack's in the kitchen.
- B. Jill's in the dining room.
- A. Mom's in the living room.
- All. Fred's in bed.



# GRAMMARPAP: Where Are Fred and Mary?



Listen. Then clap and practice.

Where are

Fred and Mary

- A. Where's Jack?
- B. Where's Jill?
- C. Where are Fred and Mary?
- D. Where's Bill?
- A. Where's Ed?
- B. Where's Sue?
- C. Where are Bob and Betty?
- D. Where are Tom and Lou?



- A. Jack and Jill.
- B. Betty and Bill.
- C. Bob and Lou.
- D. Mary and Sue.
- A. Jack and Jill.
- B. Betty and Bill.
- C. Bob and Lou.
- D. Mary and Sue.