



# 新视窗

# 大学英语口语教程

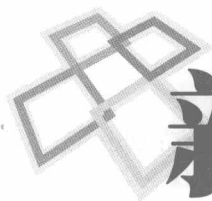
初级 上册

总主编：黄 川  
主 编：杨 勇  
刘 丽



**Talk**  
with  
**Me**

外语教学与研究出版社  
FOREIGN LANGUAGE TEACHING AND RESEARCH PRESS



# 新视窗

# 大学英语口语教程

初级 上册

**Talk**  
with  
**Me**

总主编：黄 川  
主 编：杨 勇 刘 丽  
编 者：孙桂林 张兰兰  
邹 敏 闵 璇  
胡安琳 翟 群  
主 审：许有江

外语教学与研究出版社  
FOREIGN LANGUAGE TEACHING AND RESEARCH PRESS  
北京 BEIJING

## 图书在版编目(CIP)数据

新视窗大学英语口语教程: 初级. 上册 / 黄川总主编; 杨勇, 刘丽主编. — 北京: 外语教学与研究出版社, 2007.7

ISBN 978-7-5600-6867-1

I. 新… II. ①黄… ②杨… ③刘… III. 英语—口语—高等学校—教材 IV. H319.9

中国版本图书馆 CIP 数据核字 (2007) 第 121184 号

出 版 人: 于春迟

责任编辑: 朱 宁

装帧设计: 孙莉明

插图设计: 百年制作

出版发行: 外语教学与研究出版社

社 址: 北京市西三环北路 19 号 (100089)

网 址: <http://www.fltrp.com>

印 刷: 北京密云红光印刷厂

开 本: 787×1092 1/16

印 张: 9.75

版 次: 2007 年 8 月第 1 版 2007 年 8 月第 1 次印刷

书 号: ISBN 978-7-5600-6867-1

定 价: 19.90 元

\* \* \*

如有印刷、装订质量问题出版社负责调换

制售盗版必究 举报查实奖励

版权保护办公室举报电话: (010)88817519

# 前言

我国经济的发展和国际交流的扩大对当代大学生的英语口语能力提出了更高的要求。在教育部最新颁布的《大学英语课程教学要求(试行)》中也明确指出,大学英语的教学目标是培养学生英语综合应用能力,特别是听说能力,使他们在今后工作和社会交往中能用英语有效地进行口头和书面的信息交流。针对这一形势及要求,结合我国大学英语教学的实际,我们编写了这套英语口语教材。

本套教材结构连贯,具有情节性。全书以大学生 Mike Li 的学习生活为线索,从入学报到开始,直到大学毕业,引出一系列的话题。这种具有情节性的写作思路可以增加内容的趣味性。书中的人物身份与本书的学习者一样,都是中国的大学生,学习者易于产生亲切感,激发开口说英语的兴趣。学习本书,可以对当代的大学学习过程有更深入的了解与把握。

全书取材贴近中国大学校园,贴近大学生的生活,贴近中国文化,是一套真正属于中国大学生自己的英语口语教材。练习针对性强,任务明确,易于在教师指导下进行口语操练,从而可以消除学习者口语训练中的焦虑。各单元除编写一些与大学生活紧密相关的对话和练习之外,还特别设立 Useful Words and Expressions 栏目,介绍与中国大学生生活息息相关的事物的英语表达法。

本套教材注重文化素质的培养,各单元均设计 Window to China 栏目,专门介绍中国的文化、风俗、山水、人物等。通过学习本套教材,学习者将学会使用英语来介绍熟悉的中国文化,表达生动而有趣的身边的事情。现在,很多英语学习者可以用英语介绍国外的事情;但在谈到中国的事物和现象时,却不知道如何表达。系统学习完本套教材后,学习者将惊喜地发现,这种尴尬不复存在,与英语为本族语言的人们进行交流将变得轻松而有趣。

本套教材的编写融科学性与创新性于一体。教材运用多种策略及方法，对不同层次的英语学习者进行系统训练，同时也介绍了重要的功能意念句型。在细节的处理上，每个对话后面的练习，既是巩固对话的内容，又是对功能意念句型的介绍与训练，二者有机地结合在一起。

本套教材是中外教师合作的成果。在中国工作的美国教师 William Haslag、Jared Lee-Guyer 及加拿大教师 Reg Cartmale 全程参加了本教材的编审工作。编写人员还经常与外教进行交流，以确保教材语言准确、规范，是富有时代性的新鲜的口语表达方式。

本套教材体系完整，分为初级（上册、下册）、中级（上册、下册）和高级，共有五册。本书是初级上册，由十个单元组成。每个单元由三部分组成，即 In-class Activities, After-class Activities 和 Window to China。本册书的 In-class Activities 部分由三个对话组成，对话内容都与大学第一学期的校园生活有关。每个对话后都精心编排了相应的口语练习，形式多样、生动活泼，配有图片，学生不用提前准备就可以在课堂上进行。另外，在这部分的后面，设有 Useful Words and Expressions 栏目，提供学生在口语练习中可能用到的相关词汇，为学生自由表达提供了极大方便。After-class Activities 部分需要学生在课外准备之后，在课堂上进行演示，目的是培养学生用英语描述事物、陈述观点的能力。Window to China 部分以介绍中国的民风民俗为主的，如十二生肖、中国的茶文化等。

总之，这是一套贴近中国大学生的口语教材，希望能为广大师生所接受和垂爱。同时，我们也恳切希望广大师生在使用过程中对教材的不足之处提出批评指正，以使该套教材能不断地改进和完善。

编者

2007年7月

---

# Contents

## 目 录

<b>Unit One</b>	New Life Begins .....	1
	新生活开始啦	
<b>Unit Two</b>	Nice to Meet You .....	17
	很高兴认识你	
<b>Unit Three</b>	I Love My Hometown .....	31
	我爱家乡	
<b>Unit Four</b>	Practice Makes Perfect .....	45
	熟能生巧	
<b>Unit Five</b>	I'm Under the Weather .....	61
	偶感风寒	
<b>Unit Six</b>	We Are Growing Up .....	77
	成长进行时	
<b>Unit Seven</b>	Sports Are Fun .....	93
	我酷我运动	
<b>Unit Eight</b>	Christmas Is Drawing Near .....	107
	圣诞节来啦	
<b>Unit Nine</b>	Exams Are No Big Deal .....	123
	小菜一碟	
<b>Unit Ten</b>	East or West, Home Is Best .....	137
	回家	

# Unit One

## New Life Begins

### 新生活开始啦

*Goal: Learn how to express issues involving registration*

*Functional Skills: 1. Greetings*

*2. Introduction*

*3. Partings*



# In-class Activities

## Dialogue One

**Characters:** Mike Li John Wang

**Place:** at the train station

**Time:** the first day when the new semester starts

### Word Bank

freshman	/ˈfreʃmən/	n.	大学一年级学生
semester	/sɪˈmestə/	n.	学期
sophomore	/ˈsɒfəmoː/	n.	大学二年级学生
exit	/ˈegzɪt/	n.	出口
luggage	/ˈlʌɡɪdʒ/	n.	行李
be admitted to			被……录取
help sb. with sth.			帮助某人做某事
be sure to do sth.			一定会做某事
look forward to sth.			盼望……, 渴望……

Mike Li is a freshman who has been admitted to the university. The new semester has begun and today he will travel to the university by train. John Wang is a sophomore of the university who is at the train station waiting to meet Mike. As John waits near an exit sign, he holds a card above his head with the name of the university written on it.

(Mike Li walks towards the exit. When he sees the card in John Wang's hand, he comes over.)

(M: Mike Li J: John Wang)


M: Excuse me, are you from the university?

J: Yes. You are ...?

M: I am Mike Li. I was just admitted to the university.

J: (extends his hand) Nice to meet you! Welcome! I am John Wang, a sophomore.

M: (shakes hands with J) Nice to meet you too! Thank



you very much for meeting me here.

**J:** You're welcome. How was the trip?

**M:** It was a bit tiring, though interesting.

**J:** You must be tired after such a long trip. Let me help you with the luggage.

**M:** Thank you.

**J:** Is this your first time visiting this city?

**M:** It is. But I've learnt that it is a beautiful city full of excitement.

**J:** You bet. You are sure to enjoy the life here.

**M:** I really look forward to it.

**J:** The school bus will take us there. Follow me, please.

## Notes

1. How was ...? .....怎么样?

用于询问某事物状况的一种句型。

2. You bet. 当然。

也可以说: Certainly. / Sure.

## Task One

**Pair work:** Complete the dialogue with the words or expressions in the box, and then role-play it with your partner.

You are welcome

You bet

Nice to meet you

I am

Let me give you a hand

(Situation: Mike Li meets Jack Zhao in the dormitory.)

**Mike:** Hello, \_\_\_\_\_ Mike Li, a Marketing freshman. We share the same dormitory, I suppose.

**Jack:** \_\_\_\_\_. My name is Jack Zhao. We are both the freshmen in the same department. Ah, you have so much luggage. \_\_\_\_\_.

**Mike:** Thanks a lot!

**Jack:** \_\_\_\_\_. Where are you from?

**Mike:** Da Lian, a seaside city.

**Jack:** Wow, it is said to be a beautiful city.

**Mike:** \_\_\_\_\_.

Key: I am; Nice to meet you; Let me give you a hand; You are welcome; You bet

## Task Two

**Class Work:** Describe your first day on campus to the class. You may use the tips given below.

- ◆ what you experienced during the trip
- ◆ your impression of the city
- ◆ how you got to the university
- ◆ what your campus looks like
- ◆ what you did on the first day on campus

## Dialogue Two

**Characters:** Registrar Mike Li

**Place:** in the registration office

**Time:** after Mike Li's arrival at the university

### Word Bank

dormitory	/'dɔːmɪtəri/	n.	宿舍
registration	/,redʒɪ'streɪʃən/	n.	注册
register	/'redʒɪstə/	v.	注册
registrar	/,redʒɪ'straɪ/	n.	(大学的) 注册主任, 教务主任
department	/dɪ'pɑːtmənt/	n.	系
restriction	/rɪ'strɪkʃən/	n.	限制, 约束
rating	/'reɪtɪŋ/	n.	等级
receipt	/rɪ'siːt/	n.	收据
congratulations	/kən'grætʃu'leɪʃənz/	n.	祝贺
stand in line			排队
student ID number			学号
have an idea of ...			了解……
fill out			填写
credit card			信用卡

John Wang and Mike Li traveled to the university by taking the school bus. After putting the luggage in the dormitory, they walk over to the registration office for Mike to register for the new semester.

(**R:** registrar **M:** Mike Li)

(Mike Li stands in line in front of the registration office. Later, it is his turn.)

**R:** Good morning, may I help you?

**M:** Morning. I'm new here and I'd like to register for the fall semester.

**R:** I see. Which department are you in?

**M:** Department of Marketing, School of Management.


**R:** Student ID number?

**M:** 20070018.

**R:** Do you have any idea of course descriptions, restrictions, required books and ratings of the courses?

**M:** Yes. I have read them on the web site.

**R:** Great! Now, what you have to do is to fill out these forms and sign your name.



(Mike begins to complete the forms. 10 minutes later ...)

**M:** Here you are.

**R:** Good. All fees add up to 3,900 yuan.

**M:** Cash or credit card?

**R:** Either will do.

**M:** Ok, here is the money.

**R:** Thanks. Here is your receipt. Congratulations! You are all set.

**M:** Thank you very much.

**R:** You're welcome.

## Notes

1. Morning. 早上好。  
Good morning. 的简单表达形式。
2. I'm new here 我是新来的  
初到某地时的介绍语。
3. I'd like to ... 我想……  
表示意愿的句型。
4. fall semester 秋季学期  
在中国, 大学分成秋季学期和春季学期 (spring semester)。
5. Great! 太棒了!  
口语中常用的感叹语。
6. You are all set. 好了, 都办妥了。

## Task One

**Pair Work:** Complete the dialogue with the words or expressions in the box, and then role-play it with your partner.

I see

Thank you very much

Morning

Do you have any idea of

I'm new here

(Situation: Mike Li is going to the library. Unfortunately, he loses his way. Frank Ma, a junior, is passing by.)

**Mike:** Good morning.

**Frank:** \_\_\_\_\_.

**Mike:** \_\_\_\_\_. Could you tell me where the library is?

**Frank:** Oh, just walk down the road till the end. It's a newly-built one. You can't miss it.

**Mike:** \_\_\_\_\_. Thanks. By the way, \_\_\_\_\_ the procedure of applying for a library card?

**Frank:** Everything you want is on the web site. Easy to get it.

**Mike:** \_\_\_\_\_.

**Frank:** You're welcome.

**Mike:** It's very kind of you. Bye!

**Frank:** Take care!

● Key: Morning: I'm new here; I see; Do you have any idea of; Thank you very much

## Task Two

**Pair Work:** Work in pairs. Suppose you are a college student who is familiar with the registration procedure and your partner is a freshman who has difficulty in registering. Could you help him / her? Make up a dialogue and act it out before the class. You may use the tips given below.

- ◆ the place where students register
- ◆ the procedure of registration
- ◆ the deadline of registration
- ◆ the items on the registration form
- ◆ the way to fill in the registration form

## Dialogue Three

**Characters:** Mike Li John Wang

**Place:** on campus

**Time:** the moment when the registration procedure is over

## Word Bank

procedure	/prə'si:dʒə/	n. 手续, 步骤
campus	/'kæmpəs/	n. (大学的) 校园
magnificent	/mæg'nɪfɪsənt/	a. 壮丽的, 宏伟的
resource	/rɪ'zɔ:s/	n. 资料, (教学) 资源
comfortable	/'kʌmftəbəl/	a. 舒适的
spacious	/'speɪʃəs/	a. 宽敞的
gym	/dʒɪm/	n. 体育馆, 健身房
facility	/fə'sɪlɪti/	n. 设施, 设备
attend classes		上课
dining hall		食堂, 餐厅
body-building equipment		健身设备
Internet bar		网吧
go surfing on the net		网上冲浪

Mike Li finishes the registration procedure. John Wang shows him around the campus.

(M: Mike Li J: John Wang)


**M:** Thank you for helping me with my registration.

**J:** Don't mention it. How about taking a walk around the campus?

**M:** Cool! Wow, it is so beautiful. I feel that I am walking in a garden.

**J:** Yeah. The air is fresh and you can see trees and flowers everywhere. Look, that is the teaching building, where we attend classes every day.

**M:** Magnificent! What are those tall buildings over there?



- J:** They are science buildings. There are sports fields behind them. We usually play football and exercise there.
- M:** It sounds interesting. That building looks very modern. What is that?
- J:** Oh, that is the newly-built library. It is said that it holds more than 100,000 books.
- M:** Wow, these great resources are very helpful to the students.
- J:** Sure. Our campus also includes many comfortable student apartments, four spacious dining halls and a gym equipped with modern body-building equipment.
- M:** How lucky we are to live on such a big campus with so many advanced facilities! Look, it's very noisy there. What's going on?
- J:** Oh, that's our commercial street. See, there are many shops, restaurants and Internet bars there. You can buy things and go surfing on the net. Students must be busy shopping to prepare for the new semester. Why not go and join them?
- M:** Sure, good idea!

### Notes

1. How about ...? .....怎么样?  
表示提议的一种句型。
2. Cool! 太好了!  
感叹语, 表示赞叹、惊奇等。
3. Yeah. 是的。  
Yes. 的非正式表达方式, 常用于口语中。
4. What's going on? 怎么了? 发生什么事了?
5. Why not ...? 为什么不……呢?  
表示提议的一种句型。

### Task One

**Pair Work:** Complete the dialogue with the words or expressions in the box, and then role-play it with your partner.

Good idea	What's going on	How about
Thank you for helping me with		What's your plan

(Situation: One Saturday evening, Jack Zhao, Mike's roommate, is helping him tidy up his table. Then, Jack invites Mike to go to the cinema.)

**Mike:** It looks better now. Jack, \_\_\_\_\_ cleaning up.

**Jack:** Don't mention it. Say, \_\_\_\_\_ for tonight?

**Mike:** Nothing particular. \_\_\_\_\_?


**Jack:** Listen, a great movie is playing. \_\_\_\_\_ going to a movie?

**Mike:** \_\_\_\_\_!

● Key: Thank you for helping me with: what's your plan; What's going on; How about; Good idea

## Task Two

**Individual Work:** Look at the following four pictures. Describe them in your own words.



## Useful Words and Expressions

tuition	/tju'ɪʃən/	n. 学费
enrolment	/ɪn'rəʊlmənt/	n. 注册, 入学
applicant	/'æplɪkənt/	n. 申请人
application	/'æplɪ'keɪʃən/	n. 申请
curriculum	/kə'rɪkjʊləm/	n. 课程
course	/kɔ:s/	n. 课程
major	/'meɪdʒə/	n. 专业, 主修科目
credit	/'kredit/	n. 学分
process	/'prəʊses/	n. 程序
confirmation	/'kɒnfə'meɪʃən/	n. 确定, 证实

counselor	/'kaʊnsələ/	n.	(学生) 辅导员
deadline	/'dedlaɪn/	n.	最后期限
junior	/'dʒuːniə/	n.	大学三年级学生
senior	/'siːniə/	n.	大学四年级学生
fellow villager / townsman			老乡, 同乡
academic calendar			教学日历
spring semester			春季学期
fall semester			秋季学期
student ID card			学生证
course number			课程代码
check in			登记, 报到
admission office			招生办
office of student affairs			教务处
school-opening ceremony / commencement			开学典礼
college entrance examination			大学入学考试
social science			社会科学
natural science			自然科学

## Talk Show

### Task One

**Directions:** The following expressions are often used for greetings, introductions, and partings. Read aloud and remember them.

#### Greetings

- ◆ Good morning / afternoon / evening.
- ◆ Jack, how are you?
- ◆ Hi. What's up?
- ◆ Hi, Jenny. How's life?
- ◆ Hello, Jean. Haven't seen you for a long time! How's everything going?
- ◆ Hi, Mike! Nice to meet you here. How are you getting on?
- ◆ Hi, Cindy! Great running into you here! It's great to see you again. How are things with you?
- ◆ Nice to meet you.

#### Responses to Greetings

- ◆ Very well, thank you. And you?
- ◆ Very nice to see you.

- ◆ OK. / Not too bad.
- ◆ It's great to see you again.
- ◆ Nothing much. What's new with you?
- ◆ Can't complain.
- ◆ Just so-so.
- ◆ I'm doing great.

## Introduction

- ◆ May I introduce myself? I'm Li Ming.
- ◆ Hi, my name is Jim.
- ◆ Hello. You must be Tom. I'm Lily.
- ◆ How do you do? My name is John.
- ◆ Excuse me, I don't think we have met. My name is Steven.
- ◆ Good evening. Please allow me to introduce myself. My name is Ann.
- ◆ Kane, let me introduce my friend Tom (to you).
- ◆ Kane, I want you to meet Tom, a friend of mine.
- ◆ Kane, I want to present you to my friend, Tom.
- ◆ Mr. Johnson, I'd like you to meet Dr. Smith.
- ◆ Let me introduce you to Ms. Spencer.
- ◆ Mary, this is my cousin Jim.
- ◆ Mr. Smith, allow me to introduce you to Mr. Wang.
- ◆ Come and meet my friend, Jim.
- ◆ It's my pleasure to introduce Mr. Wang to you.

## Partings

- ◆ Well, I must be off. Goodbye!
- ◆ I'm afraid I have to be going. It was nice meeting you. See you later.
- ◆ The time has come to say goodbye.
- ◆ Have a good day.
- ◆ Pass on my regards to your family.
- ◆ Remember me to your family.
- ◆ Be in touch.
- ◆ Take care. Bye!