



EVERYDAY LIFE *IN* *AMERICA*

初级 11-14 册



總序

中國人學美語，無非是希望能藉此與美國人溝通，然而，多半的人，却總覺得無法與他們暢所欲言。

概以言之，學美語，不外乎背生字、讀文法，再者就是學會話，但是，除非您有十足的美語環境，讓您時時刻刻地去學習，否則，您還是無法講得一口道地的美語，這也就是為什麼一位通過TOFEL考試的留學生，所說的美語，却還是比不上一個六歲美國小孩！

為此，當我們着手進行“Everyday life in America”每日生活美語系列全集這套書時，特地集合了數十位中美權威的語言專家，先行討論如何幫助學美語的朋友，以現有的基礎，而在短期內能夠學好美語，流利地與美國人交談、做朋友。結論是，唯有學習片語、單字、文法、會話是不夠的，還必須從美國的歷史文化、社會人文去瞭解美國之後，這樣才能真正的和美國朋友打成一片。

所以，在這一套書當中，編輯的方針，我們強調教材生活化、實用化外，還編列了許多美國的歷史文化、社會狀況和生活習慣的資料，却不會令人感到沈悶、枯燥、難以學習，讓您可以從這套包羅萬象、生動有趣的教材中，學習到美國的一切，舉凡美國內戰以來，歷史上所發生的許多大事，社會中各類的趣味軼事，乃至於美國生活中，可能碰到的各類狀況，例如醫院就醫、銀行開戶、求職就業、外出旅遊、子女就學的各類實用教材，當然，這套書當中，我們仍然編列了不少學習單字、片語、文法的教材，但是我們採取了生動、活潑的對答方式，讓您更易於體會，更便於運用。如此，您讀過本套“Everyday life in America”每日生活美語系列全集之後，您將不只是浮光掠影的學習美語，而能經由對美國文化、社會等深入的了，更容易和美國人溝通了。

不要認為您的美語程度過高或過低，而覺得這套教材不合用，這套教材同樣也考慮到學習的難易程度，分為初、中、高三級，讓您在學習當中，循序漸進，由淺入深，絕對練習，絕對可以幫助您在三個月的時間內，學好美語。

“Everyday life in America”每日生活美語系列全集，共計教材42冊、錄音帶18捲，以及隨身學卡片式教材一套400張，我們同樣確信，它絕對是目前唯一以美國文化背景與現實生活並重，讓您能一踏上美國就能用得上的一套書——如果您計劃赴美移民、留學、創業、就業、貿易、旅遊——選擇這套書，那就對了！

在此，我們要特別感謝讓這套教材，成為實際的中美友人們：Dr. Daniel B. Freeman、Dr. Steven J. Molinsky、Dr. Tom Parker，以及Dr. Tina Kasloff Carver 等12位美國學者，以及許多在美的華人，他們出錢出力，不計報酬，放棄休閒，使“Everyday life in America”每日生活美語系列全集，終能如期在兩年後完成問世。如果讀者朋友確實計劃赴美，希望您能同時參考另一套“1986美國生活百科全書”，將使您在美生活，更加方便，解決您許多莫須有的問題。

初級 11

台灣總編 中美交流組

EVERYDAY LIFE IN AMERICA

contents

1.SPEAKING OF SURVIVAL	3
Shopping for clothes	4
2.SIDE BY SIDE	19
WORK BOOK	
(15)Past tense:	21
Regular verbs	
Introduction to irregular verbs	
(16)Past tense:	27
Yes/no questions	
Wh questions	
More irregular verbs	
(17)To be:past tense	36
3.LIFESKILLS	41
On the road	
Grammar:can/can't;have/has to	
On the road	
Yes or no?	
Conversations	
Who can help?	
Reading exercises	



單元序

SPEAKING OF SURVIVAL

本單元提供您
對美國新環境與生活習慣上的初步認識
內容包括
與食、衣、住、行有關的各個層面
是日常不可或缺的基本常識

本單元由Dr. Daniel B. Freeman 執筆。


共編輯成14個單元，由初級第一冊至第十四冊。

EVERYDAY LIFE IN AMERICA



表示教材與錄音帶搭配使用。

Shopping for Clothes

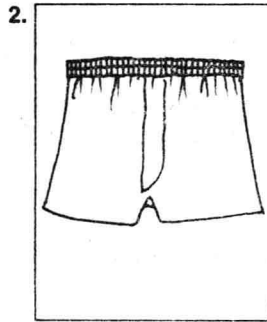


- | | |
|------------------|----------------|
| 1. salesman | 13. tie |
| 2. tailor | 14. socks |
| 3. suit | 15. shoes |
| 4. vest | 16. saleswoman |
| 5. sport jacket | 17. blouse |
| 6. lapel | 18. skirt |
| 7. sleeve | 19. dress |
| 8. button | 20. pantsuit |
| 9. pocket | 21. hem |
| 10. pants/slacks | 22. belt |
| 11. cuff | 23. buckle |
| 12. shirt | 24. jeans |

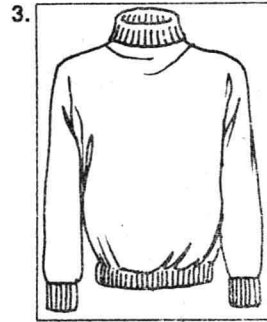
PRACTICE WITH PICTURES



raincoat



shorts



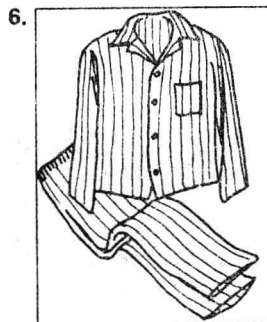
turtleneck




sweater



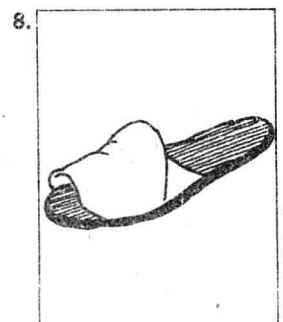
coat



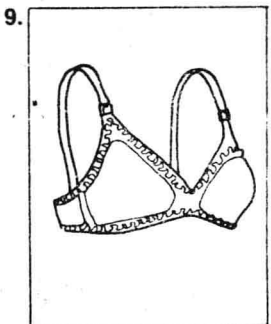
pajamas



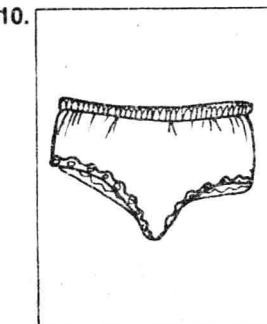
bathrobe



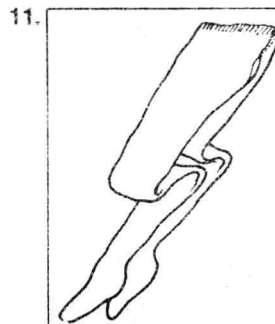
slipper



bra



panties



pantyhose




slip



short



long



big



small

CONVERSATION 1: Buying a Gift




A. I'd like to buy a gift for my husband.

B. How about a tie?



B. What color does he like?

A. His favorite color is brown.



B. This is a beautiful brown tie.


A. Do you have a dark brown one?

B. Yes, but it's striped.



A. That one is very nice. How much is it?

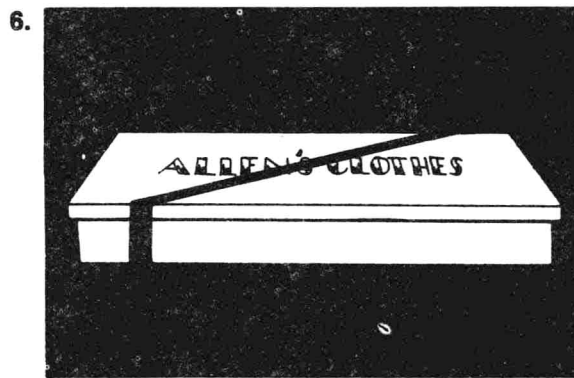
B. \$12.50.



A. I'll take it.

B. Is this cash or charge?

A. I'll pay cash.



B. I'll gift wrap it.


A. I hope he likes it.

B. I'm sure he will.


CONVERSATION 2: Buying a Dress



- A. Can I help you?
B. Yes, I'm looking for a dress.




- A. What kind?
B. An everyday dress.




- A. What size do you wear?
B. Size 12.



- A. I have a red print dress and a yellow plaid.
B. I like the red print.



- B. Can I try it on?
A. Yes, the dressing room is over there.






- B. I'm sorry, I don't like it.
A. That's okay. Come back again.

CONVERSATION PLUS

Use the words in parentheses in each sentence below to make new sentences.

1. I'd like to buy a gift for my **husband**. (*son, daughter, wife*)
2. His favorite color is **brown**. (*blue, tan, grey, yellow*)
3. This is a **beautiful** brown tie. (*handsome, lovely, good-looking, nice*)
4. It's **striped**. (*checked, plaid, a print, solid*)



5. I'll **take** it. (*leave, charge, send, buy, return*)
6. I hope he **likes** it. (*wants, needs, wears*)
7. I'm looking for a **dress**. (*skirt, blouse, coat, sweater*)
8. The dressing room is **over there**. (*over here, here, there, upstairs, downstairs*)

WHAT'S RIGHT?

Make the *appropriate* choice. Choose a, b, or c for each number below.

1. I'd like to buy a gift for my husband.
☐ a. How about a tie?
☐ b. It's \$12.50.
☐ c. That's okay.

Shopping for Clothes

2. What color does he like?

- ☐ a. His favorite color is brown.
- ☐ b. I have a red print dress and a yellow plaid.
- ☐ c. But it's striped.

3. ☐ a. What color does he like?

It's \$12.50.

☐ b. What size do you wear?

☐ c. How much is it?

4. ☐ a. Can I help you?

I'll pay cash.

☐ b. Is this cash or charge?

☐ c. What kind?

5. ☐ a. Do you have a dark brown one?

Yes, I'm looking for a dress.

☐ b. Can I help you?

☐ c. Can I try it on?

6. I hope he likes it.

☐ a. I'll pay cash.

☐ b. I'll gift wrap it.

☐ c. I'm sure he will.

7. I'm sorry, I don't like it.

☐ a. That's okay. Come back again.

☐ b. Yes, but it's striped.

☐ c. I'll gift wrap it.

YOUR TURN

Fill in each blank with an *appropriate* question or answer.

1. A. I'd like to buy a gift for my husband.

B. _____

2. A. What color does he like?

B. _____

3. A. _____

B. It's \$12.50.

4. A. _____

B. I'll pay cash.

5. A. I hope he likes it.

B. _____

6. A. Can I help you?

B. _____

7. A. What size do you wear?

B. _____

8. A. _____

B. That's okay. Come back again.

ROLE PLAY

1. You want to buy a tie. You tell the salesperson the color you want and the salesperson helps you.

You: _____

Salesperson: _____

You: _____

Salesperson: _____

You: _____

Salesperson: _____

2. You want to buy a woman's dress. You tell the salesperson the size and color you want and the salesperson helps you.

You: _____

Salesperson: _____

You: _____

Salesperson: _____

You: _____

Salesperson: _____

WORD PLAY

Choose the word that is *inappropriate* in each group.

1. raincoat, sweater, coat, pajamas
2. bathrobe, pajamas, slipper, turtleneck
3. skirt, sport jacket, dress, blouse
4. bra, panties, pantyhose, dress
5. belt, buckle, button, pants
6. salesman, tailor, hem, saleswoman
7. shorts, long, big, small, short

READING 1: Sizes for Men


Sizes in the United States are different from those in most other countries. The drawings below show clothes sizes for small, medium, and large men.



Figure A

Figure B

Figure C



Suit and Jacket

32 → 36

37 → 42

44 → 50


 Shirt: Collar
Sleeve

12 → 13

14 → 16

17 → 20

28 → 30

32 → 34

35 → 38


 Shorts }
Slacks }

24 → 30

31 → 36

38 → 44


 Sweater }
Sport Shirt }

Small

Medium

Large


 Shoes: Length
Width

6 → 8

9 → 11

12 → 14

A,B,C,D,E

A,B,C,D,E

A,B,C,D,E



When you buy a suit or jacket, give the size number and tell whether you want a short, regular, or long jacket. *For example:* **Figure A** in the drawing might buy a “36 short.” When you buy a shirt, give the collar size first and then the sleeve size. *For example:* **Figure B** might buy a “14½-30.” When you buy shorts or slacks give the waist* size. *For example:* **Figure C** might buy a “Size 40.” When you buy shoes, give the length* and width*. The number tells the length. The letter tells the width. *For example:* **Figure B** might buy a “9 D.”

If you have any questions about your size, ask the salesperson.

*waist — where your belt goes

*length — long

*width — wide

Just the Facts

Tell whether the following statements are true or false.

1. Sizes in the U.S. are the same as in other countries.
2. Figure A might buy a “36 Short” suit.
3. Figure C might buy a “40 Regular” suit.
4. Figure B might buy a “14½-30” shirt.
5. Figure C might buy a “15½-33” shirt.
6. Figure C might buy a “Size 40” shorts.
7. Figure B might buy a “9 D” shoe.
8. Figure A might buy a “10 C” shoe.

READING 2: Sizes for Women

Sizes for women's clothes are also different in the U.S. The drawings below show clothes sizes for small, medium, and large women.



Figure D



Figure E



Figure F



Dress



Skirt



Blouse



Slacks



Jacket



Coat



Sweater

Shoes: Length
Width

5 7 9
6 8 10

Small

11 13
12 14

Medium

15 Junior
16 18 Misses

Large

5-6
A,B,C,D,E

7-8
A,B,C,D,E

9-10
A,B,C,D,E

Sizes 6 to 18 are "Misses Sizes." These are usually for older women. Sizes 5 to 15 are "Junior Sizes." These are usually for younger women. *For example:* An 18-year-old medium-sized woman might buy a "Size 11" dress. A small woman over 35 might buy a "Size 8" dress. When you buy shoes give the length and width. *For example:* **Figure E** might buy a size "7 B" shoe and **Figure D** might buy a "5 A." Sweaters usually come in small, medium, or large.

If you have any questions about your size, ask the salesperson.

Just the Facts

Tell whether the following statements are true or false.

1. Figure E might buy a "Size 14" skirt.
2. Figure D might buy a "Size 8" slacks.
3. Figure F might buy a "Size 16" coat.
4. "Size 15" is a Misses size.
5. "Size 16" is a Misses size.
6. A small woman over 35 might buy a "Size 8" dress.
7. Figure D might buy a "5 A" shoe.
8. Figure F might buy a "7 D."

What Do You Think?

Answer the following questions.

1. Should sizes be the same throughout the world? Tell why or why not.
2. Where do you buy your clothes? Tell why.
3. What type of clothes do you like to wear? Tell why.
4. Are the clothes in your country different from those in the United States? Tell about them.

TALK IT OVER

Fill out the questionnaire below for three people in your class. Circle whether the person is a man or a woman. When you have the information, share it with the class.

Questionnaire on Clothing

Questions	1. Man/Woman	2. Man/Woman	3. Man/Woman
1. What is your favorite color?			
2. What gift would you buy for your mother?			
3. What gift would you buy for your father?			
4. What gift would you buy for your husband/wife/friend?			
5. What gift would you buy for yourself?			
6. Would you pay cash or charge?			