

成功

家教系列

初中英语

一年级



江苏少年儿童出版社

# 成功家教系列

## 初中英语

一年级

主 编 胡梅芳 陈博文

编 写 (以姓氏笔画为序)

丁妹英 马 黎 冯 琦

朱冬梅 刘国华 刘鸿元

郑 欣 胡肆明 彭满娣

姚小宇 蔡 蕾



江苏少年儿童出版社

书 名 初中英语一年级(成功家教系列)  
责任编辑 李泽平  
出版发行 江苏少年儿童出版社  
地 址 南京高楼门 60 号  
邮政编码 210008  
经 销 江苏省新华书店  
印 刷 者 江苏南洋印务集团  
开 本 787×1092 毫米 1/32  
印 张 8.875  
印 数 1—5,000 册  
字 数 207 千字  
版 次 1998 年 6 月第 1 版第 1 次印刷  
标准书号 ISBN 7—5346—1923—8/G·906  
定 价: 7.80 元

(江苏少儿版图书凡印装错误可向承印厂调换)

## 编者的话

素质教育是当前教育界的一个热门话题,素质教育是按照社会和人的发展需要,遵循教育教学规律,面向全体学生,以全面提高学生素质为核心的教育。外语素质教育就是在外语教学中,通过学科知识的传授和语言技能、语言运用能力的培养,提高学生的生理、心理素质和文化素质,达到初步运用英语进行交际的目的。要达到这个目的,需要学校、家长乃至全社会都来关心学生外语素质的提高。我们编写的这套《成功家教系列·初中英语》,旨在沟通学生和家、课堂与家庭在外语学习上的联系,促进学生外语素质的提高。

本书每单元有三个栏目:一、学习导引:1. 注意单词中划线部分的读音。1~6单元着重归纳、整理符合读音规则的单词;从17单元开始,只对发音特殊的词加以注音。2. 记住单词的词性和词义。单元中的生词全部按词性归类,并根据“大纲”对单词的不同要求,按四会、三会、二会、一会顺序排列,四会三会在前,二会一会在后,中间用“/”隔开。3. 掌握下列词组。把单元里的重要词组按名词词组、动词词组、介词词组及其他词组依次排列,每类词组间也用“/”隔开。4. 牢记重要句型。按功能句及其他重要句型顺序排列,并注明句子的出处。二、释疑解难:对课文中出现的新的语言点及难点进行解说与练习,“解说”简明扼要,深入浅出。“练一练”的选题少而精,针对性强。三、巩固练习:有基础题和能力题,分别对语言基础知识及语言能力进行检

测与训练。

参加本书编写的尽管都是有多年教学经验的骨干教师,但由于知识水平和时间等多种因素的限制,不足和错误在所难免,有待于以后加以改进。


# 目 录

|                  |       |
|------------------|-------|
| Unit 1~4 .....   | (1)   |
| Unit 5~8 .....   | (15)  |
| Unit 9~12 .....  | (32)  |
| Unit 13~16 ..... | (49)  |
| Unit 17 .....    | (68)  |
| Unit 18 .....    | (81)  |
| Unit 19 .....    | (93)  |
| Unit 20 .....    | (106) |
| Unit 21 .....    | (119) |
| Unit 22 .....    | (129) |
| Unit 23 .....    | (141) |
| Unit 24 .....    | (152) |
| Unit 25 .....    | (165) |
| Unit 26 .....    | (178) |

---

|               |       |
|---------------|-------|
| Unit 27 ..... | (189) |
| Unit 28 ..... | (200) |
| Unit 29 ..... | (213) |
| Unit 30 ..... | (230) |
|               |       |
| 参考答案.....     | (241) |

## Unit 1~4

 学习导引

## 1. 注意单词中划线部分的读音:

[ei] name page Kate game grade cake[æ] map bag Ann stand thank[a:] class [ɔ] what[i:] these three please teacher[e] desk pen yes spell ten next[ai] fine nice nine my[i] sit this it Miss is[əu] no hello zero [ɔ] not[u] good goodbye look book[u:] too afternoon[au] now how [əu] row[ʌ] double [ɔ:] your

## 2. 记住以下单词的词性、词义:

*n.* (名) name bag book desk pen pencil map  
class number row grade zero Mrs / se-  
cret

*pro.* (代) what your my it this I you

*adj.* (形) what old / double

*num.* (数) one two three four five six seven



eight nine ten eleven twelve zero

art. (冠) a

prep. (介) in

v. (动) is am are please spell can

adv. (副) yes too no not how

conj. (连) and

interj. (感) goodbye / hi er um hello ah

\* 三会四会单词要求会正确拼写与运用。

### 3. 掌握下列词组:

your name 你的名字 number 3 第3号 what class 哪个班 / be fine 很好(指身体或天气) sit down 坐下 stand up 起立 turn to page ... 翻到第……页 thank you 谢谢 excuse me 对不起,劳驾 spell sth. 拼写……/ in English 用英语 in Row 1 在第一排 in Class 3, Grade 1 在一年级三班/how old 多大年龄

### 4. 牢记重点句型:

(1) 功能句:

- |   |                                |         |
|---|--------------------------------|---------|
| ① | { A: Hello, Jim.               | (U2 L6) |
|   | { B: Hello, Li Lei.            |         |
| ② | { A: How are you?              | (U1 L3) |
|   | { B: Fine, thank you. And you? |         |
|   | { A: I'm fine, too.            |         |
| ③ | { A: This is Wei Hua.          | (U2 L6) |
|   | { B: Nice to meet you.         |         |
|   | { C: Nice to meet you, too.    |         |
| ④ | { A: How do you do?            | (U3 L9) |
|   | { B: How do you do?            |         |

- ⑤  $\begin{cases} \text{A: Goodbye!} \\ \text{B: Goodbye!} \end{cases}$  (U3 L12)

(2) 其他有用句型:

- ① What's your name? My name is Han Meimei. (U1 L2)
- ② What's this? It's ... (U1 L4)
- ③ Can you spell it, please? (U3 L10)
- ④ Where is "A"? It's here. (U2 L7)
- ⑤ What class are you in? (U4 L14)
- ⑥ What's one and two? (U4 L15)
- ⑦ How old are you? I'm twelve. (U4 L16)

5. 学会动词 be 与主语 I 和 you 的搭配, 掌握其缩略形式和一般疑问句及其回答:

I am twelve. 缩略形式: I'm twelve.

You are eleven. 缩略形式: You're eleven.

Are you in Row 4?

Yes, I am. (肯定回答时 I am 不能缩略成 I'm.)

Are you Kate?

No, I am not. (或 I'm not.)

## 释疑解难

1. Hello, Jim. 喂, 吉姆。/你好, 吉姆。

[解说]

Hello/Hi 表示问候或唤起注意。通常用于朋友、同学之间非正式问候或互相打招呼。答语仍是: Hello/Hi。

2. How do you do? 你好!

## [解说]

初次见面问候语。答语仍然是:How do you do?

**3. How are you? 你好!你身体怎样?**

## [解说]

用于熟人之间,问候他人的健康情况。答语是:I'm fine, thank you. And you?/ Fine, thank you./ I'm OK./ Very well, thank you.

**4. Good morning, Miss Gao. 早安!高老师。**

## [解说]

Good morning (正式问候)!/ Morning (较为随便)!用于早晨相互问好。答语:Good morning!/ Morning!

Good afternoon! 用于下午相互问好。答语:Good afternoon!

Good evening! 用于晚间相互问好。答语:Good evening!

Miss Gao 意为“高老师”,在英语中不称 Teacher Gao。男性教师用 Mr; 女性已婚教师用 Mrs, 未婚的用 Miss, 婚姻状况不明的用 Ms。这些称呼全部放在姓氏之前。如:Mr Wang, Mrs Read.

**5. This is Wei Hua. 这是魏华。**

## [解说]

This is ×××. 用于向对方介绍某人(不论男女,均使用这一句型)。

**6. Nice to meet you. 见到你很高兴。**

## [解说]

双方刚见面时的寒暄用语。答语是:Nice to meet you, too.

**7. I'm sorry. / Sorry. 对不起。**

## [解说]

I'm sorry. 口语中可简单说成 Sorry. 做错事或自己的言行给对方带来不便时的道歉用语。

**8. Excuse me. 请原谅。对不起。**

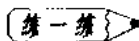
[解说]

本单元中用于向对方询问某事的客套语。

**9. Goodbye! / Bye! 再见!**

[解说]

相互告别语。回答仍是: Goodbye! / Bye!



根据所给情景选择正确答案:

- (C) (1) 你与你的朋友久别重逢时,你应对他说:“\_\_\_\_\_”  
 A. Good morning!      B. How are you?  
 C. Hello!                D. You good.
- (B) (2) 早上老师进教室时,同学们应对他说:“\_\_\_\_\_”  
 A. How are you?      B. Good morning, teacher!  
 C. Hello!                D. How do you do?
- (B) (3) 你在路上碰到同班同学时,应对他说:“\_\_\_\_\_”  
 A. You are fine.        B. Hello.  
 C. OK.                    D. How are you?
- (C) (4) 当别人对你说“How are you”时,你应回答:  
 “\_\_\_\_\_”  
 A. How are you?      B. Good morning.  
 C. I'm fine, thank you.    D. How do you do?
- (A) (5) 当你第一次与外宾接触,想先向他问好时,你说:  
 “\_\_\_\_\_”

- A. How do you do?      B. How are you?  
C. You are fine.        D. You are OK.
- (1) (6) 当你想把某人介绍给对方时,你应向对方说:  
“\_\_\_\_\_”  
A. Are you ...?      B. Nice to meet you.  
C. Hi!                    D. This is ...
- (B) (7) 当别人对你说“Nice to meet you”时,你应回答:  
“\_\_\_\_\_”  
A. Thank you.            B. Nice to meet you, too.  
C. It's a secret.         D. I'm fine, too.
- (D) (8) 当你想询问他人某事时,你说:“\_\_\_\_\_”  
A. How are you?        B. Sorry.  
C. Hello!                 D. Excuse me.
- ( ) (9) 当你犯了某种过失或言行给别人带来不便,想赔礼时,  
你说:“\_\_\_\_\_”  
A. Excuse me.            B. I'm not good.  
C. I'm sorry.            D. Nice to meet you.
- (A) (10) 当人家向你告别说“Goodbye”时,你应回答:  
“\_\_\_\_\_”  
A. Goodbye.              B. Sorry.  
C. OK.                     D. Hello.

### 10. What's your name? 你叫什么名字?

[解说]

用于询问对方名字。What's 是 What is 的缩略形式,答语是:My name is ×××.

练一练

用恰当的词填空：

(11) What is your name? My name is Jim Green.

11. How old are you? 你多大年龄?

[解说]

询问年龄的用语。How old 译为“多大年龄”。可根据实际情况进行回答。

练一练

汉译英：

(12) 凯特多大了? 11岁。 How old is Kate? eleven

12. What's this /that? 这/那是什么?


[解说]

这一问句的答语是：It's . . . . It's 是 It is 的缩略形式。

练一练

看下面的字母和图，用英语写出问句和答语。


(13) M What's this in English? It's M

(14)  What's this in English? It's a book

## 13. Can you spell it, please? 你能拼出(这个词)来吗?

[解说]

句中 can 意为“能、会”。用于“请求对方干某事”或询问对方“会干某事”。

**练一练** 

汉译英:

(15) 请你把名字拼出来好吗? 好的。 *Can you spell your name?*

## 14. Where is "A"? It's here! "A"在哪儿?在这儿! (K)

[解说]

询问“某物在何处”的问句及答语。

**练一练** 

根据中文完成句子,一格一词:


(16) “D”在哪里?在这里!

Where is “D”? It's here!

## 15. What class are you in? 你在哪个班?

[解说]

当我们询问对方在哪所学校、哪个年级、坐哪一排时,只需用 school, grade, row 来替代句中的 class 即可。

**练一练** 

英译汉:

(17) What school are you in?

你在哪个学校

I'm in No. 9 Middle School. I'm in Class 4, Grade

3. 我在第9中学，四年级4班

16. What's one and two? Three. 一加二等于几? 三。

[解说]

句中 and 为连词, one and two 译为“一加二”。

练一练

用英语表示下列算式:

(18)  $5+3=?$  What 5 and 3?

(19)  $6+7=?$  What 6 and 7?



巩固练习

### 基础题

1. 把26个英语字母按所给音素归类:

|      |  |       |  |
|------|--|-------|--|
| [ei] |  | [i:]  |  |
| [ai] |  | [e]   |  |
| [əu] |  | [a:]  |  |
|      |  | [ju:] |  |

2. 找出一个划线部分与其他三个划线部分读音不同的单词:

- ( ) (1) A. game    B. thank    C. grade    D. page  
 ( ) (2) A. goodbye    B. book    C. too    D. look  
 ( ) (3) A. desk    B. pencil    C. yes    D. these  
 ( ) (4) A. fine    B. this    C. Miss    D. it

3. 填写下列单词中的字母或字母组合,并写出词义:



(1) n \_\_\_\_\_ ber \_\_\_\_\_ (2) pen \_\_\_\_\_ l \_\_\_\_\_

(3) tw \_\_\_\_\_ ve \_\_\_\_\_

**4. 按括号内的要求写出相应的单词:**

(1) no(反义词) \_\_\_\_\_ (2) Ah(同音词) \_\_\_\_\_

(3) you're(完全形式) \_\_\_\_\_ (4) what is(缩略形式) \_\_\_\_\_

**5. 翻译词组:**

(1) in Row 4 \_\_\_\_\_ (2) stand up, please \_\_\_\_\_

(3) 用英语 \_\_\_\_\_ (4) 第3号 \_\_\_\_\_

**6. 选用所给词填空:**

(forget, fine, English, open, double)

(1) How are you? Miss Gao.

I'm \_\_\_\_\_. thanks.

(2) Please \_\_\_\_\_ your books at page 3.

(3) Don't \_\_\_\_\_ O and R.

(4) Can you spell your name?

Yes, P-O-\_\_\_\_\_ L-Y.

(5) Can you say the \_\_\_\_\_ letters?

**7. 日常交际用语,从Ⅱ栏中找出与Ⅰ栏相对应的句子:**

I

II

( ) (1) Sit down, please.

A My name is Wang Dong.

( ) (2) Good morning.

B This is Hu Ping.

( ) (3) What's your name?

C It is here.

( ) (4) Hello, Jimmy.

D Good morning.

( ) (5) Nice to meet you.

E Yes. B-double O-K, book.

( ) (6) This is Wei Fang.

F Thank you.

( ) (7) Where is B?

G Hello, Liu Ying.

( ) (8) How are you?

H Nice to meet you, too.