

# Cambridge Children English

主编 吴霞



自然拼读教材

2

天津出版传媒集团

 天津科学技术出版社



图书在版编目 (C I P) 数据

自然拼读教材 : 全 3 册 / 吴霞主编. —天津 : 天津科学技术出版社, 2017. 5

ISBN 978-7-5576-2718-8

I. ①自… II. ①吴… III. ①英语课—学前教育—教材 IV. ① G613. 2

中国版本图书馆 CIP 数据核字 (2017) 第 074794 号

---

责任编辑: 刘 磊

出 版 人: 蔡 颢

---

**天津出版传媒集团**

 **天津科学技术出版社出版**

天津市西康路 35 号 邮编 300051

电话 (022) 23332400 (编辑部)

网址: [www.tjkjcs.com.cn](http://www.tjkjcs.com.cn)

新华书店经销

湖南雅嘉彩色印刷公司印刷

---

开本 889×1194 1/16 印张 13.5 字数 300 000

2017 年 5 月第 1 版第 1 次印刷

全套定价: 80.00 元 (书 +DVD)

# 前言

孩子学英语最大困惑是单词读不出，记不住，本拼读教材经过多年研发，总结了一套英语拼读的秘密，它根据英文字母自然形成的一种发音规则，教授孩子英文字母与语音间的对应关系。因为作者发现在初级英语中 70% 的单词在拼读时都是有规律可循的。一旦孩子们学习了这种不用音标的发音规律就可以很快学会拼读不认识的单词，而单词组成短语，短语组成句子，所以单词是英语的基础，那么孩子们掌握了单词的拼读方法，也就为日后英语的学习打下了良好的基础，因此本教材也成为了许多欧美国家孩子的必修课程。全套系列教材特点如下：

1. 英文字母当中辅音的发音大多非常有规律，英语的发音共有 41 个，学会 21 个辅音的发音，即学会一半的英语发音。因此辅音是进入拼读世界的重要一步。

2. 英文字母当中元音的发音变化多，较不规则，先学会基本的 5 个短元音，结合 21 个辅音，孩子就能试着拼读出许多英语单词。短元音的练习是进入拼读世界的第二步。

3. 更多的元音组合练习，让孩子悠游在字母拼读的世界。加上辅音的混合音，孩子的拼读能力，更上一层楼。

4. 学会短元音之后，本课程将教孩子练习长元音，掌握一个简单的发音规则，感受长元音拼读单词的轻松和有趣；学习更多的元音组合，让孩子更有自信达到见词能读、听音能写的效果。

# Contents

Unit 1 a-e.....	1	Unit 13 o-e.....	31
Unit 2 ai.....	3	Unit 14 oa ow.....	33
Unit 3 ay.....	5	Unit 15 o.....	35
Unit 4 a.....	7	Let's practice.....	37
Let's practice.....	9	Unit 16 u-e.....	39
Unit 5 ee.....	11	Unit 17 oo ew.....	41
Unit 6 ea.....	13	Unit 18 ui ue.....	43
Unit 7 y ey.....	15	Unit 19 u.....	45
Unit 8 ie ei.....	17	Let's practice.....	47
Unit 9 e.....	19	Unit 20 sh.....	49
Let' s practice.....	21	Unit 21 ch tch.....	51
Unit 10 i-e.....	23	Unit 22 th.....	53
Unit 11 igh ie y.....	25	Unit 23 wh ph.....	55
Unit 12 i.....	27	Let's practice.....	57
Let's practice.....	29	附录: 课文单词表.....	59

# Unit 1 a-e

A. Look, listen and say. 

1



cake

2



vase

3



name

4



game

B. Read the words.

a+n+e

↓  
ane

cane

mane

pane

plane

sane

a+t+e

↓  
ate

mate

fate

gate

hate

plate

a+p+e

↓  
ape

tape

cape

gape

grape

jape

C. Listen and circle. 

1

tame  
came

2

fade  
fate

3

gate  
jade

4

lake  
rake

5

save  
safe

6

lane  
lame

D. Read and write.

1. This is        really fun.
2. My        is Peter.
3. I have a birthday       .
4. There are some flowers in the       .

E. Underline the rules. Read and listen.

Then chant. 

1. They have a cake and a game next to the lake
2. He writes his name on the vase.



# Unit2 ai

A. Look, listen and say. 

1



mail

2



rain

3



tail

4



paint

B. Read the words.

ai+d



aid

maid

paid

laid

afraid

ai+l



ail

nail

snail

mail

rail

ai+n



ain

pain

main

gain

plain

C. Listen and write. 

1 \_\_\_\_\_  
-----  
\_\_\_\_\_  
\_\_\_\_\_

2 \_\_\_\_\_  
-----  
\_\_\_\_\_  
\_\_\_\_\_

3 \_\_\_\_\_  
-----  
\_\_\_\_\_  
\_\_\_\_\_

4 \_\_\_\_\_  
-----  
\_\_\_\_\_  
\_\_\_\_\_

5 \_\_\_\_\_  
-----  
\_\_\_\_\_  
\_\_\_\_\_

6 \_\_\_\_\_  
-----  
\_\_\_\_\_  
\_\_\_\_\_

D. Read and write.

1. This \_\_\_\_\_ is for his brother.
2. The \_\_\_\_\_ is really heavy.
3. The \_\_\_\_\_ of the fox is red.
4. I \_\_\_\_\_ on the wall.

E. Underline the rules. Read and listen.

Then chant. 

1. Gail does not like to wait for the mail in the rain.
2. She paints a fox with a red tail.



# Unit3 ay

A. Look, listen and say. 

1



gray

2



May

3



subway

4



tray

B. Read the words.

d+ay



day

Monday

Tuesday

everyday

w+ay



way

away

sway

subway

l+ay



lay

clay

flay

play

C. Listen, unscramble and write. 

1 i y p

r a

\_\_\_\_\_

-----

\_\_\_\_\_

2 o k a

y g

\_\_\_\_\_

-----

\_\_\_\_\_

3 l c i

y a

\_\_\_\_\_

-----

\_\_\_\_\_

4 w a

y i a

\_\_\_\_\_

-----

\_\_\_\_\_

5 a i s

w y

\_\_\_\_\_

-----

\_\_\_\_\_

6 o d a

y i t

\_\_\_\_\_

-----

\_\_\_\_\_

D. Read and write.

1. It is warm in \_\_\_\_\_.
2. The \_\_\_\_\_ is very fast.
3. This wolf has a \_\_\_\_\_ tail.
4. There are some cookies on the \_\_\_\_\_.

E. Underline the rules. Read and listen.

Then chant. 

1. Jay and I take the subway to the bay for a holiday.
2. Today is Sunday and we are going to play some games.

# Unit4 a

A. Look, listen and say. 

1




ba**by**

2



la**dy**

3



po**ta**to

4



pa**p**er

B. Read the words.

b+a



ba

basin  
bacon  
baby

f+a



fa

favor  
famous  
fate

l+a



la

lazy  
label  
labor

**C. Listen and check the words with the long A sound.** 

- |   |                                 |   |                                |   |                                |
|---|---------------------------------|---|--------------------------------|---|--------------------------------|
| 1 | laser <input type="checkbox"/>  | 2 | attic <input type="checkbox"/> | 3 | rapid <input type="checkbox"/> |
| 4 | habit <input type="checkbox"/>  | 5 | navy <input type="checkbox"/>  | 6 | basic <input type="checkbox"/> |
| 7 | famous <input type="checkbox"/> | 8 | panic <input type="checkbox"/> | 9 | hazy <input type="checkbox"/>  |

**D. Read and write.**

1. She has a \_\_\_\_\_.
2. She wants to be a \_\_\_\_\_.
3. His brother likes to eat \_\_\_\_\_.
4. We need some \_\_\_\_\_ to write .

**E. Underline the rules. Read and listen.**

Then chant. 

1. The lady and a baby play a game on the floor.
2. He becomes crazy for the beautiful lady.

# Let's practice

## A. Listen and circle.

- |         |      |         |       |
|---------|------|---------|-------|
| 1. fate | fat  | 2. man  | main  |
| 3. pain | pay  | 4. tram | train |
| 5. back | bake | 6. rain | ran   |
| 7. can  | cane | 8. play | plane |

## B. Read the story. Listen and sing.

### In the Rain


In the rain,  
Ran fast in the rain,  
The train ran fast in the rain!  
Who will take the train  
In the rain?



C. Write the missing letters.



t \_ \_ l



g \_ m \_



sunw \_ \_



r \_ \_ n



l \_ dy



m \_ \_ l



p \_ \_ nt



b \_ by

D. Match the words.



vase



mail



tray



paper

E. Listen, write and read. 

1. I \_ \_ \_ \_ \_ birth \_ \_ .

2. Can \_ \_ \_ come \_ \_ \_ \_ \_ ?

3. \_ \_ \_ , \_ \_ \_ \_ \_ .

4. \_ \_ \_ \_ \_ sub \_ \_ .



# Unit 5 ee

A. Look, listen and say. 

1




bee

2



green

3



feet

4



sleep

B. Read the words.

ee+d



eed

need  
speed  
bleed  
seed  
feed

l+ee



lee

leech  
flee  
glee  
leek  
sleep

w+ee



wee

weep  
weed  
week  
sweet  
sweep

C. Listen and circle. 

1

seed  
weed

2

feel  
feet

3

bee  
been

4

tree  
free

5

greet  
green

6

jeep  
keep

D. Read and write. 

1. His        is very big.
2. The grass is       .
3. The        is on the flower.
4. The little boy often        in class.

E. Underline the rules. Read and listen.  
Then chant.

1. I can see three bees in that big green tree.
2. He needs to clean his feet.

# Unit6 ea


A. Look, listen and say. 

1



sea

2




meat

3



beach

4



pea

B. Read the words.

ea+t

↓  
eat

eat  
beat  
neat  
heat  
feat

ea+l

↓  
eal

seal  
meal  
deal  
heal  
real

ea+n

↓  
ean

bean  
dean  
jean  
mean  
clean