



Logical Investigative Methods

Critical Thinking and Reasoning
for Successful Investigations



Dr. Robert J. Girod, JD, PhD



CRC Press
Taylor & Francis Group

Logical Investigative Methods

Critical Thinking and Reasoning
for Successful Investigations

Dr. Robert J. Girod, JD, PhD

Robert J. Girod Consulting, LLC
Fort Wayne, Indiana, USA



CRC Press

Taylor & Francis Group

Boca Raton London New York

CRC Press is an imprint of the
Taylor & Francis Group, an **informa** business

CRC Press
Taylor & Francis Group
6000 Broken Sound Parkway NW, Suite 300
Boca Raton, FL 33487-2742

© 2015 by Taylor & Francis Group, LLC
CRC Press is an imprint of Taylor & Francis Group, an Informa business

No claim to original U.S. Government works

Printed on acid-free paper
Version Date: 20140418

International Standard Book Number-13: 978-1-4822-4313-0 (Hardback)

This book contains information obtained from authentic and highly regarded sources. Reasonable efforts have been made to publish reliable data and information, but the author and publisher cannot assume responsibility for the validity of all materials or the consequences of their use. The authors and publishers have attempted to trace the copyright holders of all material reproduced in this publication and apologize to copyright holders if permission to publish in this form has not been obtained. If any copyright material has not been acknowledged please write and let us know so we may rectify in any future reprint.

Except as permitted under U.S. Copyright Law, no part of this book may be reprinted, reproduced, transmitted, or utilized in any form by any electronic, mechanical, or other means, now known or hereafter invented, including photocopying, microfilming, and recording, or in any information storage or retrieval system, without written permission from the publishers.

For permission to photocopy or use material electronically from this work, please access www.copyright.com (<http://www.copyright.com/>) or contact the Copyright Clearance Center, Inc. (CCC), 222 Rosewood Drive, Danvers, MA 01923, 978-750-8400. CCC is a not-for-profit organization that provides licenses and registration for a variety of users. For organizations that have been granted a photocopy license by the CCC, a separate system of payment has been arranged.

Trademark Notice: Product or corporate names may be trademarks or registered trademarks, and are used only for identification and explanation without intent to infringe.

Library of Congress Cataloging-in-Publication Data

Girod, Robert J.
Logical investigative methods : critical thinking and reasoning for successful
investigations / Robert J. Girod.
pages cm
Includes bibliographical references and index.
ISBN 978-1-4822-4313-0 (hardback)
1. Criminal investigation. 2. Criminal investigation--Psychological aspects. 3.
Forensic sciences. I. Title.

HV8073.G566 2014
363.25--dc23

2014012377

Visit the Taylor & Francis Web site at
<http://www.taylorandfrancis.com>

and the CRC Press Web site at
<http://www.crcpress.com>

Printed and bound by CPI Group (UK) Ltd, Croydon, CR0 4YY

Logical Investigative Methods

Critical Thinking and Reasoning
for Successful Investigations

About the Author

Robert Girod, JD, PhD earned a double PhD in criminology and public administration from the Union Institute and University, a post-doctoral certificate in leadership from Harvard University, and a JD (Doctor of Jurisprudence) from Thomas M. Cooley Law School. He earned a Master of Science in criminal justice administration from Central Missouri State University, a Bachelor of Arts in sociology from Huntington College, a Bachelor of General Studies in social and behavioral science and an Associate of Science in criminal justice from Indiana University, and a diploma in forensic science from the American Institute of Applied Science.

Dr. Girod is a graduate of the Indiana Law Enforcement Academy, the Fort Wayne Police Academy, the National Police Institute Command & Staff School, and more than 60 advanced police and instructor schools. He is a graduate of more than a dozen military schools, including the U.S. Naval War College, the U.S. Marine Corps Command & Staff College, and the U.S. Air Force Squadron Officer's School.

Dr. Girod is the president and CEO of Robert J. Girod Consulting, LLC, attorneys-at-law and consulting detectives/private investigators, which provides general law practice and investigative services, litigation support, and management services nationwide, including forensic accounting, computer forensics, accident reconstruction, and linguistic interviewing, translation, and interpretation.

Dr. Girod is a command officer with the Haviland and Latty Police Departments in Ohio.

Dr. Girod retired from the Fort Wayne Police Department, after 23 years, as the Robbery-Homicide supervisor and founding member of the FBI Federal Bank Robbery Task Force. He was also a supervisor over Juvenile, Auto Theft, all four detective quadrants, and a patrol supervisor. He has served on the Police Reserve Board, the Police Pension Board, and lectured at the Fort Wayne Police Academy/Regional Public Safety Academy.

Dr. Girod served as a special deputy for the United States Marshal's Service and as a police officer with the Indianapolis Police Department and the Indiana University Police Department. He was a special agent with the Ohio Bureau of Criminal Investigations and an investigator with the Indiana Department of Insurance and the Wells County Prosecutor's Office, where

he began his career in 1979. Prior to this, he was a private detective for Zeis Security Systems.

Dr. Girod served for 4 years in the Indiana Guard Reserve and for 18 years in the U.S. Army Reserve, attaining the rank of captain. He held command and staff positions in the military police, basic training (infantry), and Special Forces, but served primarily with the U.S. Army Criminal Investigations Command (USACIDC).

Dr. Girod has been an adjunct professor or associate faculty member at eight universities: Indiana University, Boston University, Huntington University, Concordia University of Wisconsin, Taylor University, Indiana Wesleyan University, Northcentral University, and the Union Institute and University. He has taught more than 30 subjects in management, criminal justice, public administration, political science, history, and sociology at the undergraduate through the doctoral level in traditional, adult education, correspondence, and Internet programs.

Dr. Girod is a member of numerous professional, political, and civic associations and organizations, including the Fraternal Order of Police, the American Bar Association, and the American Legion, and served on the board at the Fort Wayne–Allen County Historical Society (The History Center) and First Church of the Nazarene. In addition to his military awards, Dr. Girod was awarded the Meritorious Service Medal and the Commendation Medal by the Fort Wayne Police Department and a Letter of Commendation by the Director of the Federal Bureau of Investigation. He was listed in the *Who's Who in Law Enforcement* in 1991 and the *International Who's Who in Public Service* in 2000.




Figure 0.1 The butler did it. (Illustration by Robert J. David Girod Jr.)

He is the author of *Profiling the Criminal Mind: Behavioral Science and Criminal Investigative Analysis*; *Infamous Murders and Mysteries: Cold Case Files and Who-Done-Its*; and *Police Liability and Risk Management: Torts, Civil Rights and Employment Law*. He has also authored numerous articles for various professional periodicals, such as *FBI Law Enforcement Bulletin*, *Security Management*, *The Police Marksman*, and *Musubi*.

Contents

About the Author	xv
1 The Scientific Method: Fact Finding in Investigations	1
Read First: The Most Important Paragraph in This Book	1
What We Hope to Accomplish	1
Convince Yourself First, Then Others	5
Fact Finding and Due Diligence	7
Obviously a Suicide	8
Scientific Method	9
Steps of the Scientific Method	10
Conclusion	12
2 Cognitive Skills: Perceptions and Thought Processes	13
Introduction	13
What Kind of Learner Are You?	14
Cognitive Psychology and Cognitive Neuroscience	16
Perceptions and Thought Processes	17
Memory: What Detectives and Witnesses Can Recall	18
Eyewitness Testimony: Explicit Versus Implicit Memory	20
Trained Observer: Tachistoscopic Training	21
Cognition and Reasoning: Perception and Logic	23
3 Logic: Deduction and Induction	25
An Introduction to Logic	25
Deductive and Inductive Arguments	26
Formal Logic: The Logical Structure of Science	28
Psychology of Proof: Deductive Reasoning in Human Thinking	28
Deductive Validity	29
Science and Hypothesis: Inductive Logic	30
Inductive Analogy	32
Legal Inferences and the Burdens of Proof	32
Circumstantial Evidence and Inferences: Inductive Evidence	34

4	Critical Thinking: Fact Pattern Analysis	37
	Critical Thinking (Reasoning)	37
	Axioms	37
	Fact Pattern Analysis: What and Why Things Go Wrong	38
	Eyewitness Misidentification	39
	Unreliable or Improper Forensic Science	40
	False Confessions	42
	Government Misconduct	44
	Informants	45
	Bad Lawyering	45
	From Critical Thinking to Logical Reasoning	46
5	Logical Reasoning: Legal Inferences	49
	Reasoning	49
	Convergent and Divergent Thinking	50
	Legal Inferences	51
	Arguments	52
	Argument Analysis or Diagrams: Three Steps	53
	Types of Fallacies: Faulty Arguments	53
	Material Fallacies of Relevance	55
	Material Fallacies of Insufficient Evidence	55
	Two Additional Fallacies	56
	Material Fallacies of Relevance	56
	Material Fallacies of Insufficient Evidence	57
	Two Additional Fallacies	58
	Recapitulation, Summary, and Conclusion	58
6	Back to Basics: Criminal Investigation Skills	61
	Why the “Basics” Are Important or Why <i>Not</i> to Skip	
	This Chapter	61
	Thorough and Methodical: Good, Old-Fashioned	
	Detective Work	61
	Sources of Information	62
	Law Enforcement Sources	62
	Government Records	63
	Business Records	63
	Confidential Informants	64
	Undercover Operations	66
	Physical and Technical Surveillance	68
	Interviewing and Interrogation	69

Types of Investigations	69
Crimes against Persons	71
Crimes against Property	76
Fraud and Economic Crimes (Financial and Computer Crimes)	77
Crimes against Public Morals (Vice and Narcotics)	77
Juvenile and Family Crimes	78
Counterintelligence and Security	78
Summary	78
7 Personality Profiling: The Compass	79
Dimensional Components of Personality Types	79
Personality Type Combinations	82
Compass	83
Characteristics of the Compass Points	85
Communications Types	85
Performance Types	91
Conformist Type	92
Self-Assessment Tests and On-the-Spot Profiling	92
Sixteen Personality Factor Questionnaire (16PF)	93
Minnesota Multiphasic Personality Inventory (MMPI)	94
California Psychological Inventory (CPI)	94
Myers–Briggs Type Indicator (MBTI)	94
Guilford–Zimmerman Temperament Survey	95
Edwards Personality Profile Scale	95
Dynamic Factors Survey (DFS)	95
8 Personality Profiling: The Map	97
How to Communicate with Each Personality Type	97
Map	98
Traits by Associated Types	99
Sixteen Combinations	100
Sergeant Types	101
Salesman Types	102
Accountant Types	103
Artist Types	104
Combination Types	105
Three Levels and Four Rules of Systematic Accuracy	105
Reading Others: Successful Reads	106

9	Profiling the Criminal Mind: Criminal Investigative Analysis	109
	Inductive and Deductive Reasoning	109
	Crime Classification	110
	Crime Scene Analysis	110
	Crime Scene Indicators	111
	Crime Classification by Type, Style, and Number of Victims	113
	Crime Classification Worksheet	113
	Organized and Disorganized Crimes	115
	Organized Nonsocial Typology	117
	Disorganized Asocial Typology	118
	Assessment, Staging, and Personation	119
	<i>Modus Operandi</i> (M.O.) and Victimology	119
	Personation (Signature)	120
	Staging	120
	Conclusion	121
10	Interviewing and Interrogation	123
	Introduction to Interrogation	123
	“Interrogation” (Interview) of Witnesses and Potential Informants	124
	Deception Detection	124
	Interrogation of Suspects	125
	Interrogation of Suspects Whose Guilt Is Uncertain	129
	Interrogation of Criminal Suspects	130
	Written Confessions	131
	More Suggestion for Confessions	132
	Nine Steps of an Interrogation	133
	Formulating Questions	134
	Legal Requirements for Interrogations and Confessions	135
11	Kinesic Interviewing and Body Language	137
	Introduction to Kinesic Interviewing and Interrogation	137
	Proxemics: Personal Zone Distances	137
	Body Language	137
	Ten Commandments for Observing and Decoding Nonverbal Communications	139
	Kinesic Interview and Interrogation	140
	Eight Common Lying Gestures	140
	Evaluation, Boredom, Impatience, and Procrastination Gestures	142
	Listen and Look for Deception	142

What Deception Sounds Like	143
What Deception Looks Like	145
Reanimation and Acceptance	147
Behavioral Cautions	148
Neurolinguistic Eye Movement: The Three Sensory Channels	148
Recall: Left	149
Create (Fabricate): Right	150
Legal Requirements for Interrogations and Confessions	150

12 Deception Detective: Discourse and Content Analysis 151

Introduction	151
Deception Detection: Polygraph and Voice Stress Analysis	151
Scientific Content Analysis (SCAN)	151
Investigative Discourse Analysis and Linguistic Statement Analysis	153
Parts of Speech and Word Classes	154
Speech Pattern and Discourse Content Analysis: Word Choices	155
Narrative Statement Structure (Form) Analysis	158
Narrative Statement Semantic (Meaning) Analysis	159
Semantic Indicators	160
Parts of Speech and Semantic Analysis	161
Amplification of the Narrative	162
Analysis in the Form of Letters (Correspondence)	162
Analysis of Interview and Interrogation Transcripts	162
Conclusion	162

13 Analytical Investigative Methods: Processing Data 165

CPM-PERT Network Diagrams	165
Network Logic Techniques	166
Network-Based Project Management Methodology	167
Elements of PERT	168
Intelligence Cycle	169
Planning and Direction	170
Collection	170
Processing	170
Analysis	171
Dissemination and Feedback	171
Intelligence Analysis	171
Analytical Investigative Methods (AIM)	171

Visual Investigative Analysis (VIA)	173
Financial Information	178
Accounting Cycle	178

14 Communicating Skills: Critical Documentation 179

Investigative Report Writing: “The Job’s Not Finished ’til the Paperwork’s Done”	179
Don’t Just Record—Investigate	180
Field Notes and Reports	180
Narrative	181
Titles Describing People	182
Descriptions of Vehicles (CYMBL)	182
Solvability Factors	182
Automated Report Templates, Supplemental Reports, and the Narrative Summary	182
Elements of a Good Report: Helping Others Know What You Know	183
Spelling Rules	184
Parts of Speech	185
Definitions of Terms	186
Punctuation Rules (Made Easy)	187
Capitalization	187
Commas	187
Colons	188
Semicolons	188
Dashes	189
Quotation Marks	189
Parentheses	189
Apostrophes	190
Hyphens	190
Periods, Question Marks, and Exclamation Points	190
Quotations	190
A Word on Word Usage	191
Use the Active Voice, Rather than the Passive Voice	191
Use First Person: Use of “I” and “Me”	192
Use of Who and Whom	192
Focus on the Actor, the Action, and the Object	192
Run-On Sentences	193
Incomplete Sentences or Sentence Fragments	193
Surplus Words and Compound Constructions	193
Avoid Word-Wasting Idioms	194

Put Conditions and Exceptions Where They Are Clear and Easy to Read	195
Put Modifying Words Close to What They Modify	195
Avoid Nested Modifiers	195
Clarify the Reach of Modifiers	196
Critique Checklist	196
Revising and Editing	197

15 Logical Presentation Methods: Conveying Information 199

Conveying Information: Telling the Story	199
Prepare to Tell Your Story in Court	199
Storytelling: Theory and Themes	200
Storytelling and Opening Statements	202
Cross-Examination: Discrediting Testimony and Impeachment	202
Logical Presentation Methods	204
Presentation Software: The Power of Microsoft PowerPoint®	204
Graphics and Reconstruction Software: Microsoft Visio Standard®	208
Digital Imagery and Video Technology and Software	213
Court Testimony and Presentations	213

16 Using Logical Investigative Methods: Recapitulation 215

Recapitulation	215
Scientific Method: Fact Finding in Investigations	215
Steps of the Scientific Method	215
Logic: Deduction and Induction	215
Deductive and Inductive Arguments	216
Legal Inferences and the Burdens of Proof	217
Critical Thinking: Fact Pattern Analysis	217
Logical Reasoning: Legal Inferences	218
Material Fallacies of Relevance	218
Material Fallacies of Insufficient Evidence	219
Two Additional Fallacies	220
Back to Basics: Criminal Investigations Skills	220
Personality Profiling: The Compass	220
Dimensional Components of Personality Types: Four Dimensional Components	220
Personality Type Combinations	221
Compass	221
Characteristics of the Compass Points	222

Personality Profiling: The Map	225
How to Communicate with Each Personality Type	225
Map	226
Traits by Associated Types	226
Sixteen Combinations	227
Profiling the Criminal Mind: Criminal Investigative Analysis	228
Crime Classification	228
Crime Scene Analysis—Four Steps	228
Crime Scene Indicators	229
Crime Classification Worksheet	229
Interviewing and Interrogation	230
Interrogation of Suspects	230
Interrogation of Criminal Suspects	231
Interrogation of Suspects Whose Guilt Is Reasonably Certain	231
Interrogation of Suspects Whose Guilt Is Uncertain	232
Written Confessions	233
More Suggestion for Confessions	234
Nine Steps of an Interrogation	235
Formulating Questions	235
Kinesic Interviewing and Body Language	236
Ten Commandments for Observing and Decoding Nonverbal Communications	236
Kinesic Interview and Interrogation	236
Eight Common Lying Gestures	237
Evaluation, Boredom, Impatience, and Procrastination Gestures	237
Listen and Look for Deception	237
What Deception Sounds Like	237
What Deception Looks Like	238
Reanimation and Acceptance	238
Behavioral Cautions	238
Neurolinguistic Eye Movement: The Three Sensory Channels	238
Deception Detection: Content and Discourse Analysis	239
Deception Detection: Polygraph and Voice Stress Analysis	239
Scientific Content Analysis (SCAN), Investigative Discourse Analysis (IDA), and Linguistic Statement Analysis (LSAT)	239
Parts of Speech and Word Classes	239
Speech Pattern and Discourse Content Analysis: Word Choices	240
Narrative Statement Structure (Form) Analysis	242

Narrative Statement Semantic (Meaning) Analysis	242
Semantic Indicators	242
Amplification of the Narrative	242
Analytical Investigative Methods: Processing Data	242
Intelligence Cycle	242
Accounting Cycle	243
Communicating Skills: Critical Documentation	243
Investigative Report Writing: "The Job's Not Finished 'til the Paperwork's Done"	243
Don't Just Record, Investigate	243
Logical Presentation Methods: Conveying Information	247
Prepare to Tell Your Story in Court	247
Storytelling: Theory and Themes	248
Storytelling and Opening Statements	249
Cross-Examination: Discrediting Testimony and Impeachment	249
Logical Presentation Methods	250

Bibliography	251
---------------------	------------

Index	253
--------------	------------

The Scientific Method

Fact Finding in Investigations

1

Read First: The Most Important Paragraph in This Book

Read this paragraph first. Do not skip it. It is the most important paragraph in this entire book. Why is it the “most important” paragraph? Because it is a proviso or a warning about what *not* to do. If you skip around and only read parts of this book, you will receive little benefit. In fact, that would be typical of exactly what we are trying to eliminate . . . sloppy, unfinished work. There are few shortcuts to excellence. The shortcut here is that we are outlining a process to reduce mistakes and improve skills. If you plan to read a few pages here and a few sentences there, please do not tell anyone that you “read” this book. If you *really* want to improve your detective skills, commit yourself to excellence. Anything worth having is worth working for. Anything that comes free and easy is worth its price (nothing, i.e., “free”).

OK, end of sermon. As Sean Connery said in *The Untouchables*, “Here endeth the lesson!” Now, let’s get to the facts. Please read on.

What We Hope to Accomplish

Carl Sagan was a Professor of Astronomy and Space Sciences and Director of the Laboratory for Planetary Studies, at Cornell University. In 1973, Carl Sagan published *The Cosmic Connection*, a daring view of the universe, which rapidly became a classic work of popular science and inspired a generation of scientists and enthusiasts. He wrote of the scientific method, “*The principle conclusion about the scientific method that I draw from this history is this: while theory is useful in the design of experiments, only direct experiments will convince everyone.* Based only on my indirect conclusions, there would today still be many people who did not believe in a hot Venus. . . .” (emphasis added) (Sagan, 2000, pp. 85–86).

In the Army, we trained soldiers by telling them three things: (1) what we were about to tell them, (2) what we were telling them, and (3) what we had just told them. In university research, we call this: (1) Introduction, (2) Body, and (3) Conclusion. Learning any topic is easier if we define our terms and outline the information and steps. After reading this book, I hope this