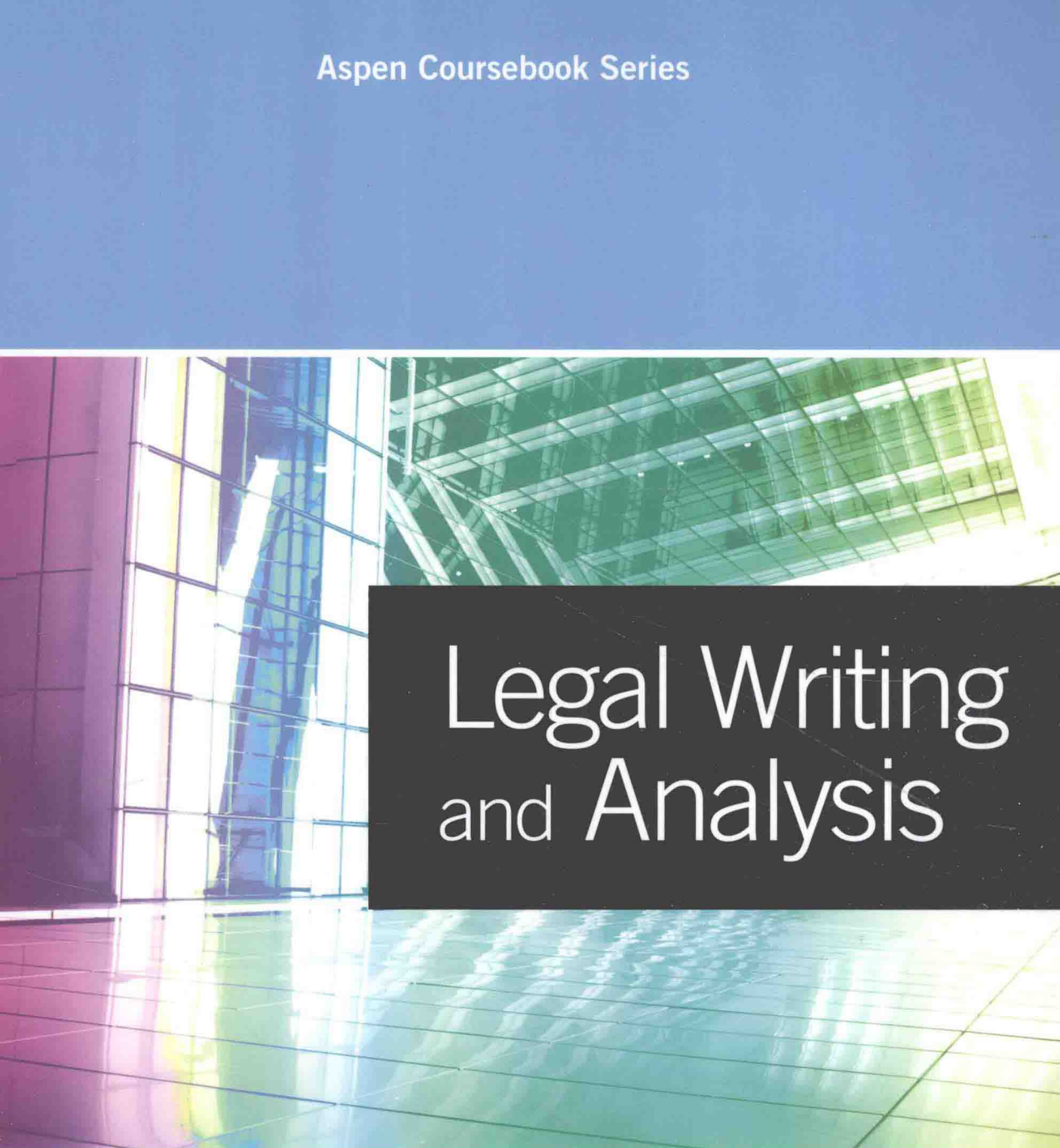


Aspen Coursebook Series



Legal Writing and Analysis

Fourth Edition

Linda H. Edwards



Wolters Kluwer

ASPEN COURSEBOOK SERIES

Legal Writing and Analysis

Fourth Edition

Linda H. Edwards

E. L. Cord Foundation Professor of Law
William S. Boyd School of Law
University of Nevada, Las Vegas



Wolters Kluwer

Copyright © 2015 Linda H. Edwards.

Published by Wolters Kluwer in New York.

Wolters Kluwer serves customers worldwide with CCH, Aspen Publishers, and Kluwer Law International products. (www.wolterskluwerlb.com)

No part of this publication may be reproduced or transmitted in any form or by any means, electronic or mechanical, including photocopy, recording, or utilized by any information storage or retrieval system, without written permission from the publisher. For information about permissions or to request permissions online, visit us at www.wolterskluwerlb.com, or a written request may be faxed to our permissions department at 212-771-0803.

To contact Customer Service, e-mail customer.service@wolterskluwer.com, call 1-800-234-1660, fax 1-800-901-9075, or mail correspondence to:

Wolters Kluwer
Attn: Order Department
PO Box 990
Frederick, MD 21705

Printed in the United States of America.

3 4 5 6 7 8 9 0

ISBN 978-1-4548-5798-3

Library of Congress Cataloging-in-Publication Data

Edwards, Linda Holdeman, 1948- author.

Legal writing and analysis / Linda H. Edwards, E. L. Cord Foundation Professor of Law William S. Boyd School of Law, University of Nevada, Las Vegas. — Fourth Edition.
pages cm

Includes bibliographical references and index.

ISBN 978-1-4548-5798-3 (alk. paper)

1. Legal composition. 2. Legal briefs—United States. I. Title.

KF250.E378 2015

808.06'634—dc23

2014042649



Legal Writing and Analysis


How to use your Connected Casebook

Step 1: Go to www.CasebookConnect.com and redeem your access code to get started.


Access Code:




Step 2: Go to your **BOOKSHELF** and select your Connected Casebook to start reading, highlighting, and taking notes in the margins of your e-book.




Step 3: Select the **STUDY** tab in your toolbar to access a variety of practice materials designed to help you master the course material. These materials may include explanations, videos, multiple-choice questions, flashcards, short answer, essays, and issue spotting.



Step 4: Select the **OUTLINE** tab in your toolbar to access chapter outlines that automatically incorporate your highlights and annotations from the e-book. Use the My Notes area for copying, pasting, and editing your book notes or creating new notes.



Step 5: If your professor has enrolled your class, you can select the **CLASS INSIGHTS** tab and compare your own study center results against the average of your classmates.



Is this a used casebook? Access code already scratched off?

You can purchase the Digital Version and still access all of the powerful tools listed above. Please visit CasebookConnect.com and select Catalog to learn more.

PLEASE NOTE: Each access code can only be used once. This access code will expire one year after the discontinuation of the corresponding print title and must be redeemed before then. CCH reserves the right to discontinue this program at any time for any business reason. For further details, please see the Casebook Connect End User Agreement.

EDITORIAL ADVISORS

Erwin Chemerinsky

Dean and Distinguished Professor of Law
Raymond Pryke Professor of First Amendment Law
University of California, Irvine, School of Law

Richard A. Epstein

Laurence A. Tisch Professor of Law
New York University School of Law
Peter and Kirsten Bedford Senior Fellow
The Hoover Institution
Senior Lecturer in Law
The University of Chicago

Ronald J. Gilson

Charles J. Meyers Professor of Law and Business
Stanford University
Marc and Eva Stern Professor of Law and Business
Columbia Law School

James E. Krier

Earl Warren DeLano Professor of Law
The University of Michigan Law School

Richard K. Neumann, Jr.

Professor of Law
Maurice A. Deane School of Law at Hofstra University

Robert H. Sitkoff

John L. Gray Professor of Law
Harvard Law School

David Alan Sklansky

Professor of Law
Stanford Law School

About Wolters Kluwer Law & Business

Wolters Kluwer Law & Business is a leading global provider of intelligent information and digital solutions for legal and business professionals in key specialty areas, and respected educational resources for professors and law students. Wolters Kluwer Law & Business connects legal and business professionals as well as those in the education market with timely, specialized authoritative content and information-enabled solutions to support success through productivity, accuracy and mobility.

Serving customers worldwide, Wolters Kluwer Law & Business products include those under the Aspen Publishers, CCH, Kluwer Law International, Loislaw, ftwilliam.com and MediRegs family of products.

CCH products have been a trusted resource since 1913, and are highly regarded resources for legal, securities, antitrust and trade regulation, government contracting, banking, pension, payroll, employment and labor, and healthcare reimbursement and compliance professionals.

Aspen Publishers products provide essential information to attorneys, business professionals and law students. Written by preeminent authorities, the product line offers analytical and practical information in a range of specialty practice areas from securities law and intellectual property to mergers and acquisitions and pension/benefits. Aspen's trusted legal education resources provide professors and students with high-quality, up-to-date and effective resources for successful instruction and study in all areas of the law.

Kluwer Law International products provide the global business community with reliable international legal information in English. Legal practitioners, corporate counsel and business executives around the world rely on Kluwer Law journals, looseleaves, books, and electronic products for comprehensive information in many areas of international legal practice.

Loislaw is a comprehensive online legal research product providing legal content to law firm practitioners of various specializations. Loislaw provides attorneys with the ability to quickly and efficiently find the necessary legal information they need, when and where they need it, by facilitating access to primary law as well as state-specific law, records, forms and treatises.

ftwilliam.com offers employee benefits professionals the highest quality plan documents (retirement, welfare and non-qualified) and government forms (5500/PBGC, 1099 and IRS) software at highly competitive prices.

MediRegs products provide integrated health care compliance content and software solutions for professionals in healthcare, higher education and life sciences, including professionals in accounting, law and consulting.

Wolters Kluwer Law & Business, a division of Wolters Kluwer, is headquartered in New York. Wolters Kluwer is a market-leading global information services company focused on professionals.

To Frances,
for her unfailing support,

and to Emilie and Katherine,
for the inspiration of their courage

Preface

This book is a concise text that tracks the traditional legal writing course syllabus. It groups relevant material together instead of scattering it in different stages of the writing process. It includes numerous examples and uses frequent short exercises to encourage students to apply new material. It provides students with the necessary structure for organizing a legal discussion. Finally, it includes discrete materials that offer students the opportunity to explore a deeper level of understanding than its small size would imply.

The Book's Organization: Part One explains the legal system and introduces lawyers' roles within that system. Part Two explains how to work with the raw material for analysis. It covers briefing and synthesizing cases, analogizing and distinguishing case law, and interpreting statutes. Part Three presents the traditional organizational formats for communicating the analysis of a legal question (the basic IRAC or CRAC structures). Parts Four and Five cover the components of office memos, letters, trial-level briefs, and appellate briefs. Part Six presents material on citation and style and Part Seven introduces oral argument.

How This Book Differs: The primary difference between this book and my earlier text, *Legal Writing: Process, Analysis, and Organization*, is the way the material is grouped. This book is not so unrelenting in its process approach, although it still recognizes writing as a process. The first book presents its material in stages defined entirely by a writer's progress toward completing a particular assignment. Although that approach offers real advantages, course time and resources do not always permit its use and *Process, Analysis, and Organization* is less flexible pedagogically. In contrast, this book groups relevant material together in a more efficient manner while still providing guidance about the writing process. That guidance is identified throughout the book by the recurring symbol shown in the margin.

Examples and Exercises: Another characteristic of this book is its frequent use of examples and exercises. For instance, Chapter 1 succinctly describes the writing roles of planning and prevention, prediction, and persuasion, and then describes several hypothetical situations asking students to decide which kind of writing each situation would require. Later in that chapter, after an introduction to plagiarism and the purposes of citation, students see examples of when to cite and then read a short legal discussion and identify the ideas that need citations. This pattern of examples and exercises continues throughout the book.

Organizing a Legal Discussion: The book explains the standard IRAC and CRAC paradigms and explains how to use those paradigms in discussions of multiple issues. The book introduces the structures inherent in rules and shows students how to use those rule structures to identify issues and to organize their written discussions.

Flexible Levels: Each major section presents its material at a basic introductory level so all the core information is concisely grouped. Courses that



have time for a more advanced treatment can also cover optional chapters that take students deeper into the material. For instance, the core chapters of Part Two explain briefing and synthesizing cases and interpreting statutes. This material is presented at a level appropriate for all students. Then, Part Two concludes with an optional more advanced chapter explaining the major forms of reasoning lawyers use and providing examples and simple exercises for that material.

Similarly, in Part Three, the core chapters explain how to organize and write a legal analysis, including how to analogize and distinguish cases. This material is presented at a level appropriate for all students. Part Three then ends with an optional chapter showing students how to broaden and deepen their analysis in each part of their IRAC or CRAC structure. This chapter can be assigned as required reading, assigned as optional reading, or omitted entirely.

Finally, in Part Five, the core chapters explain how to write a trial-level and appellate brief. These chapters present everything a first-year student needs to know to write her first brief. Then Part Five ends with an optional and completely free-standing chapter explaining how a lawyer can use her awareness of a judge's legal philosophy to target her argument more effectively. Again, this supplemental chapter can be assigned as required reading, assigned as optional reading, or omitted entirely.

The goal of this book is to provide a pedagogically flexible text for basic legal writing, readily adaptable to fit the needs of any traditional legal writing course. It presents the fundamentals in a concise, lucid style for first-year students. It also offers discrete sections of more advanced material that can be included or omitted at the discretion of the professor. The book includes ample examples and exercises, which relieve the professor of the burden of generating such material, but that may nonetheless be supplemented at any point. It is, in short, a basic text, adaptable to a wide variety of legal writing programs.

In addition to routine updates and edits, the Fourth Edition adds material on email memos (chapters 12 and 13); a section on the "deep issue" format for Questions Presented (chapter 15); and analogizing and distinguishing cases to strengthen persuasion (chapter 16). Finally, the citation and quotation material (chapter 20) has been revised to match the current editions of the *ALWD Citation Manual* and the *Bluebook*.

Linda H. Edwards

November 2014

Preface

This book is a concise text that tracks the traditional legal writing course syllabus. It groups relevant material together instead of scattering it in different stages of the writing process. It includes numerous examples and uses frequent short exercises to encourage students to apply new material. It provides students with the necessary structure for organizing a legal discussion. Finally, it includes discrete materials that offer students the opportunity to explore a deeper level of understanding than its small size would imply.

The Book's Organization: Part One explains the legal system and introduces lawyers' roles within that system. Part Two explains how to work with the raw material for analysis. It covers briefing and synthesizing cases, analogizing and distinguishing case law, and interpreting statutes. Part Three presents the traditional organizational formats for communicating the analysis of a legal question (the basic IRAC or CRAC structures). Parts Four and Five cover the components of office memos, letters, trial-level briefs, and appellate briefs. Part Six presents material on citation and style and Part Seven introduces oral argument.

How This Book Differs: The primary difference between this book and my earlier text, *Legal Writing: Process, Analysis, and Organization*, is the way the material is grouped. This book is not so unrelenting in its process approach, although it still recognizes writing as a process. The first book presents its material in stages defined entirely by a writer's progress toward completing a particular assignment. Although that approach offers real advantages, course time and resources do not always permit its use and *Process, Analysis, and Organization* is less flexible pedagogically. In contrast, this book groups relevant material together in a more efficient manner while still providing guidance about the writing process. That guidance is identified throughout the book by the recurring symbol shown in the margin.



Examples and Exercises: Another characteristic of this book is its frequent use of examples and exercises. For instance, Chapter 1 succinctly describes the writing roles of planning and prevention, prediction, and persuasion, and then describes several hypothetical situations asking students to decide which kind of writing each situation would require. Later in that chapter, after an introduction to plagiarism and the purposes of citation, students see examples of when to cite and then read a short legal discussion and identify the ideas that need citations. This pattern of examples and exercises continues throughout the book.

Organizing a Legal Discussion: The book explains the standard IRAC and CRAC paradigms and explains how to use those paradigms in discussions of multiple issues. The book introduces the structures inherent in rules and shows students how to use those rule structures to identify issues and to organize their written discussions.

Flexible Levels: Each major section presents its material at a basic introductory level so all the core information is concisely grouped. Courses that

Acknowledgments

This book has benefited immeasurably from the assistance and support of many people. First and foremost, I am grateful to all of my Mercer colleagues. Their belief in the importance of legal writing has been manifested again and again through the years and has been the foundation on which this project, among many others, is built. Special thanks go to Susan Bay, Ted Blumoff, Jim Hunt, Mark Jones, Hal Lewis, Adam Milani, Jack Sammons, and Michael Smith for reading and commenting on parts of the book. Two Mercer Deans, Larry Dessem and Mike Sabbath, have assisted in innumerable ways. Billie Blaine and Carrie Murray provided careful research assistance, and Sandy Studdard provided ready administrative support. Finally, I am grateful to my students, whose hard work and probing questions have kept me learning.

I am privileged to be part of a remarkable national legal writing community. Space does not permit listing all of the colleagues who have shared generously of their vision, enthusiasm, wisdom, and experience. I hope they each know how thankful I am for their friendship and for their many contributions to our discipline. Two names cannot be omitted, however: Mary Lawrence, who has mentored generations of legal writing colleagues, and Tom Blackwell, whose memory will continue to guide us for years to come.

The chapters of this book dealing with the grounding of analysis and argument in underlying theories of jurisprudence would not have been possible without the friendship, advice, and encouragement of doctrinal law colleagues, especially Scott Brewer, Martha Minow, and Joseph Singer. Errors, of course, are my own. I owe a debt of gratitude to Darby Dickerson for her invaluable assistance with Chapter 20. Thanks are due also to the wonderful people at Aspen Publishers, especially Carol McGeehan, Melody Davies, Richard Mixter, Betsy Kenny, and Peggy Rehberger. I am especially grateful to the anonymous Aspen reviewers whose comments contributed so significantly to the book.

I would also like to thank the following copyright holder for permission to reprint the map of the federal judicial circuits:

2009 Judicial Staff Directory 963 (C.Q. Press 2009). Copyright © 2009 by Congressional Quarterly, Inc. Phone (202) 729-1817; URL: <http://jsd.cq.com>.

And finally, my deepest thanks to Dan Edwards. Yet again, words fail.

Legal Writing and Analysis

Summary of Contents

<i>Contents</i>	xi
<i>Preface</i>	xvii
<i>Acknowledgments</i>	xix
<i>Part One: Lawyers and the Legal Landscape</i>	1
1. Overview of the Lawyer's Role	3
2. The Legal System, the Common Law Process, and Kinds of Authority	13
<i>Part Two: Reading and Analyzing the Law</i>	29
3. Briefing and Synthesizing Cases	31
4. Interpreting Statutes	45
5. Forms of Legal Reasoning	55
<i>Part Three: Writing the Discussion of a Legal Question</i>	65
6. The Writing Process and Law-Trained Readers	67
7. Large-Scale Organization: Creating an Annotated Outline	79
8. Small-Scale Organization: Explaining the Law	91
9. Small-Scale Organization: Applying the Law	103
10. Discussing Multiple Issues: Putting It All Together	113
11. Deepening Your Analysis	121
<i>Part Four: Predictive Writing</i>	131
12. Writing an Office Memo	133
13. Writing Professional Letters and Emails	149
<i>Part Five: The Shift to Advocacy</i>	165
14. Introduction to Brief-Writing	167
15. Questions Presented and Point Headings	179
16. Writing the Argument Section	195
17. Standards of Review	207
18. Writing a Fact Statement	217
19. Using Legal Theory to Sharpen Your Arguments	235
<i>Part Six: Style and Formalities</i>	251
20. Citations and Quotations	253
21. Paragraphs, Sentences, and Style	279
<i>Part Seven: Oral Advocacy</i>	297
22. Oral Argument	299
<i>Appendices</i>	311
<i>Index</i>	359

Contents

<i>Preface</i>	xvii
<i>Acknowledgments</i>	xix

Part One: Lawyers and the Legal Landscape **1**

I. Overview of the Lawyer's Role	3
I. Writing and a Lawyer's Roles	3
II. Overview of a Civil Case	5
III. Ethical Duties	8
IV. Legal Citation	9
A. Plagiarism	9
B. When to Cite	11
2. The Legal System, the Common Law Process, and Kinds of Authority	13
I. The Structure of Court Systems	13
A. The Federal Court System	13
B. State Court Systems	14
II. The Functions of Trial and Appellate Courts	15
A. The Functions of Trial Courts	15
B. The Functions of Appellate Courts	16
III. The Common Law Process	17
A. Stare Decisis	17
B. Holdings	18
C. The Breadth of Holdings	19
D. Holdings Versus Dicta	21
IV. The Weight of Authority	23
A. Primary Authority Versus Secondary Authority	23
B. Mandatory Authority Versus Persuasive Authority	25
C. Other Characteristics Affecting the Persuasive Value of Cases	26

Part Two: Reading and Analyzing the Law **29**

3. Briefing and Synthesizing Cases	31
I. Introduction to Case Briefing	31
II. A Format for Case Briefing	32
III. Synthesizing Cases	36
A. Using Consistent Cases A. Sample Case Brief	37
B. Reconciling Seemingly Inconsistent Cases	37
4. Interpreting Statutes	45
I. Reading Statutes	45
II. Identifying Issues	49
III. Interpreting the Statute's Language	51
IV. Canons of Construction	52

5. Forms of Legal Reasoning	55
I. Rule--Based Reasoning	55
II. Analogical Reasoning (Analogizing and Distinguishing Cases)	56
III. Policy-Based Reasoning	58
IV. Principle-Based Reasoning	59
V. Custom-Based Reasoning	59
VI. Inferential Reasoning	60
VII. Narrative	62
 <i>Part Three: Writing the Discussion of a Legal Question</i>	 65
6. The Writing Process and Law-Trained Readers	67
I. The Writing Process	67
II. Law-Trained Readers	71
A. Focus on the Reader	71
B. Attention Levels	72
C. Road Maps	73
D. Readers as Commentators	74
E. Judges as Readers	74
F. Law Professors as Readers	77
7. Large-Scale Organization: Creating an Annotated Outline	79
I. Rule Structures	79
II. Creating an Annotated Outline	85
A. The First Level: The Legal Questions You Have Been Asked to Address	85
B. The Second Level: Governing Rules	85
C. The Third Level and Beyond: The Rule's Structure	86
D. Omitting Issues Not in Dispute	87
E. Uncertainty About Which Rule Your Jurisdiction Will Adopt	87
F. Annotating Your Outline	88
8. Small-Scale Organization: Explaining the Law	91
I. An Overview of the Paradigm for Legal Analysis	91
II. Stating the Conclusion	92
III. Stating the Governing Rule	93
IV. Explaining the Rule: Five Components	94
V. Guidelines for Rule Explanation	95
VI. Organizing a Pure Question of Law	97
9. Small-Scale Organization: Applying the Law	103
I. Two Approaches to Writing the Application Section	103
II. Content of Rule Application	104
III. Common Trouble Spots in Rule Application Sections	106
IV. Evaluating Your Draft	109
10. Discussing Multiple Issues: Putting It All Together	113
I. Ordering for Your Reader	113
A. Accounting for Elements Not at Issue	113
B. Selecting an Order for the Remaining Issues	114
II. Umbrella Sections	115
III. The Conclusion	118
IV. Editing Subsection Lengths	118
V. Variations of the Multi-Issue Paradigm	119

11. Deepening Your Analysis	121
I. Using Policies and Principles in Rule Explanation	121
II. Using Analogical Reasoning in Rule Application	124
A. Deciding Which Similarities and Differences Are Significant	124
B. Choosing a Format for Your Case Comparison	125
III. Using Factual Inferences in Rule Application	128

Part Four: Predictive Writing **131**

12. Writing an Office Memo	133
I. The Function of an Office Memo	133
II. An Overview of the Memo Format	133
III. Drafting the Heading	135
IV. Drafting the Question Presented	135
V. Drafting the Brief Answer	139
VI. Drafting the Fact Statement	141
A. Fact Selection	141
B. Organization of Fact Statement	142
VII. Drafting the Conclusion	145
VIII. Writing an Email Memo	147
13. Writing Professional Letters and Emails	149
I. General Characteristics of Professional Letter Writing	149
II. Letters to Clients	152
A. General Considerations	152
B. Advice Letters	152
C. Status Letter	154
III. Letters to Other Lawyers	154
A. General Considerations	154
B. Demand Letters and Responses	156
C. Confirming Letters	156
IV. Transmittal Letters	157
V. Emails	159

Part Five: The Shift to Advocacy **165**

14. Introduction to Brief-Writing	167
I. Ethics and the Advocate's Craft	167
II. Judges, Briefs, and Persuasion	170
III. The Components of a Trial-Level Brief	172
IV. The Components of an Appellate Brief	175
15. Questions Presented and Point Headings	179
I. Writing the Question Presented	179
II. Point Headings	184
A. Identifying Point Headings	184
B. Drafting Point Headings	187
C. Editing Point Headings for Readability and Persuasion	189
D. Identifying Subheadings	193
16. Writing the Argument Section	195
I. Arguments for Different Kinds of Legal Issues	195
A. A Pure Question of Law	195
B. An Issue of Statutory Interpretation	196

C. An Issue of Common Law Case Synthesis	196
D. A Case of First Impression on Your Jurisdiction	197
E. Seeking a Change in the Law	198
F. An Issue Applying Law to Fact	198
II. Honing Your Argument for the Court's Rule	199
A. The Trial Judge	199
B. Appellate Judges and the Appellate Process	199
III. Reminders About Organization	200
IV. Using Case Comparisons to Support Your Argument	203
V. Rebutting Your Opponent's Arguments	205
17. Standards of Review	207
I. Categories of Trial Court Decisions	207
II. Advocating a More Favorable Standard of Review	211
III. Conforming Headings to the Standard of Review	213
18. Writing a Fact Statement	217
I. Fact Ethics, Readers, and the Conventions of Fact Statements	218
A. Fact Ethics	218
B. The Conventions of a Statement of Facts	218
II. Developing a Theory of the Case and Selecting Facts	220
A. Developing a Theory of the Case	220
B. Selecting and Citing to Facts	221
III. Organization	222
A. Formats	222
B. Procedural History	223
IV. Techniques for Persuasion	223
A. General Principles	223
B. Large-Scale Organization	224
C. Paragraph Organization	225
D. Techniques with Sentences	226
E. Other Small-Scale Techniques	227
Statement of Facts on Behalf of Carrolton	230
Statement of Facts on Behalf of Watson	231
19. Using Legal Theory to Sharpen Your Arguments	235
I. Natural Law	236
II. Formalism	237
III. Legal Realism	240
IV. Legal Process	243
V. Fundamental Rights	244
VI. Law and Economics	246
VII. Critical Legal Theory	248
VIII. The Jurisprudence of Legal Writing	249

Part Six: Style and Formalities **251**

20. Citations and Quotations	253
I. Citation in Legal Writing	253
II. Citation Form	255
A. Using the <i>ALWD Guide to Legal Citation</i>	255
B. Using the <i>Bluebook</i>	256
C. Several Key Concepts	257
D. Introduction to Citation Form	259