

# OLED

## DISPLAYS AND LIGHTING



**Mitsuhiro Kodon**

  
IEEE PRESS

**WILEY**

# OLED DISPLAYS AND LIGHTING

**Mitsuhiro Kodon**

*Yamagata University, Japan*

WILEY

  
IEEE PRESS

This edition first published 2017  
© 2017 John Wiley & Sons, Ltd

*Registered Office*

John Wiley & Sons, Ltd, The Atrium, Southern Gate, Chichester, West Sussex, PO19 8SQ, United Kingdom

For details of our global editorial offices, for customer services and for information about how to apply for permission to reuse the copyright material in this book please see our website at [www.wiley.com](http://www.wiley.com).

The right of the author to be identified as the author of this work has been asserted in accordance with the Copyright, Designs and Patents Act 1988.

All rights reserved. No part of this publication may be reproduced, stored in a retrieval system, or transmitted, in any form or by any means, electronic, mechanical, photocopying, recording or otherwise, except as permitted by the UK Copyright, Designs and Patents Act 1988, without the prior permission of the publisher.

Wiley also publishes its books in a variety of electronic formats. Some content that appears in print may not be available in electronic books.

Designations used by companies to distinguish their products are often claimed as trademarks. All brand names and product names used in this book are trade names, service marks, trademarks or registered trademarks of their respective owners. The publisher is not associated with any product or vendor mentioned in this book.

Limit of Liability/Disclaimer of Warranty: While the publisher and author have used their best efforts in preparing this book, they make no representations or warranties with respect to the accuracy or completeness of the contents of this book and specifically disclaim any implied warranties of merchantability or fitness for a particular purpose. It is sold on the understanding that the publisher is not engaged in rendering professional services and neither the publisher nor the author shall be liable for damages arising herefrom. If professional advice or other expert assistance is required, the services of a competent professional should be sought.

*Library of Congress Cataloging-in-Publication Data*

Names: Kodon, Mitsuhiro, author.

Title: OLED displays and lighting / Mitsuhiro Kodon.

Description: Chichester, UK ; Hoboken, NJ : John Wiley & Sons, 2016. | Includes bibliographical references and index.

Identifiers: LCCN 2016020346 (print) | LCCN 2016025002 (ebook) | ISBN 9781119040453 (cloth) |

ISBN 9781119040507 (ePDF) | ISBN 9781119040484 (ePUB) | ISBN 9781119040507 (pdf) |

ISBN 9781119040484 (epub)

Subjects: LCSH: Light emitting diodes. | Organic semiconductors.

Classification: LCC TK7871.89.L53 K63 2016 (print) | LCC TK7871.89.L53 (ebook) | DDC 621.3815/22-dc23

LC record available at <https://lccn.loc.gov/2016020346>

A catalogue record for this book is available from the British Library.

Cover image: [characterdesign/gettyimages](https://www.gettyimages.com)

Set in 10/12pt Times by SPi Global, Pondicherry, India

Printed and bound in Malaysia by Vivar Printing Sdn Bhd

10 9 8 7 6 5 4 3 2 1

# **OLED DISPLAYS AND LIGHTING**

# Preface

Since a bright organic light emitting diode (OLED) device was first reported by C. W. Tang and S. A. VanSlyke of Eastman Kodak in 1987, the high technological potential of OLEDs has been recognized in the display and lighting field. This technological potential of OLEDs has been proved and demonstrated by various scientific inventions, technological improvements, prototypes, and commercial products.

Indeed, OLEDs have various attractive features such as colored or white self-emission, planar and solid devices, fast response speed, thin and light weight, and applicability to flexible applications. Therefore, it should be seen that OLEDs are not only an interesting scientific field but also have great potential for major market applications.

In the past 10 years, OLEDs have experienced serious and complicated business competition from liquid crystal displays (LCDs) and light emitting diodes (LEDs) due to the rapid performance improvement and rapid cost reduction of LCDs and LEDs. However, at the time of writing (2016), new major business possibilities for OLED displays and lighting devices seem to be appearing, in particular, being induced by the huge potential of flexible OLEDs, although LCDs and LEDs are still major devices in displays and lighting, respectively. Rapid growth toward huge market size is forecast for OLED displays and OLED lighting by several market analysts.

For about ten years I have been developing practical OLED technologies at Sharp Corporation, after developing LCD technologies there. Since 2013, I have developed practical flexible OLED technologies at Yamagata University, involving collaborations with a number of private companies.

The purpose of this book is to give an overview of fundamental science and practical technologies of OLEDs, accompanied by a review of the developmental history. This book provides a breadth of knowledge on practical OLED devices, describing materials, devices, processes, driving techniques, and applications. In addition, this book covers flexible technologies, which must be key technologies for future OLED business.

I trust that this book will contribute to not only university students but also researchers and engineers who work in the fields of development and production of OLED devices.

# Contents

<b>Preface</b>	<b>ix</b>
<b>1 History of OLEDs</b>	<b>1</b>
References	10
<b>2 Fundamentals of OLEDs</b>	<b>12</b>
2.1 Principle of the OLED	12
2.2 Fundamental Structure of the OLED	14
2.3 Features of the OLED	15
<b>3 Light Emission Mechanism</b>	<b>17</b>
3.1 Fluorescent OLEDs	17
3.2 Phosphorescent OLEDs	19
3.3 Thermally Activated Delayed Fluorescent OLEDs	21
3.4 Energy Diagram	21
3.5 Light Emission Efficiency	23
References	24
<b>4 OLED Materials</b>	<b>25</b>
4.1 Types of OLED Materials	26
4.2 Anode Materials	27
4.3 Evaporated Organic Materials (Small Molecular Materials)	29
4.3.1 <i>Hole Injection Materials</i>	29
4.3.2 <i>Hole Transport Materials</i>	32
4.3.3 <i>Emitting Materials and Host Materials in Fluorescent Emission Layer</i>	33
4.3.4 <i>Emitting Materials and Host Materials in Phosphorescent Emission Layer</i>	34

---

4.3.5	<i>Emitting Materials and Host Materials in TADF Emission Layers</i>	42
4.3.6	<i>Electron Transport Materials</i>	43
4.3.7	<i>Electron Injection Materials and Cathodes</i>	45
4.3.8	<i>Charge-Carrier and Exciton Blocking Materials</i>	46
4.3.9	<i>N-Dope and P-Dope Materials</i>	49
4.4	Solution Materials	50
4.4.1	<i>Polymer Materials</i>	50
4.4.2	<i>Dendrimers</i>	61
4.4.3	<i>Small Molecules</i>	69
4.5	Molecular Orientation of Organic Materials	70
	References	71
<b>5</b>	<b>OLED Devices</b>	<b>75</b>
5.1	Bottom Emission, Top Emission, and Transparent Types	75
5.2	Normal and Inverted Structures	79
5.3	White OLEDs	81
5.4	Full-Color Technology	84
5.4.1	<i>RGB-Side-by-Side</i>	87
5.4.2	<i>White + CF</i>	87
5.4.3	<i>Blue Emission with Color Changing Medium (CCM)</i>	88
5.5	Micro-Cavity Structure	89
5.6	Multi-Photon OLED	91
5.7	Encapsulation	94
5.7.1	<i>Thin Film Encapsulation</i>	99
5.7.2	<i>Desiccant Technologies</i>	100
	References	100
<b>6</b>	<b>OLED Fabrication Process</b>	<b>103</b>
6.1	Vacuum Evaporation Process	103
6.1.1	<i>Mask Deposition</i>	104
6.1.2	<i>Three Types of Evaporation Methods</i>	104
6.1.3	<i>Ultra-High Vacuum</i>	105
6.2	Wet Processes	107
6.3	Laser Processes	114
	References	115
<b>7</b>	<b>Performance of OLEDs</b>	<b>117</b>
7.1	Characteristics of OLEDs	117
7.2	Lifetime	120
7.2.1	<i>Storage Lifetime</i>	121
7.2.2	<i>Driving Lifetime</i>	121
7.3	Temperature Measurement of OLED Devices	124
	References	126

<b>8</b>	<b>OLED Display</b>	<b>127</b>
8.1	Features of OLED Displays	128
8.2	Types of OLED Displays	128
8.3	Passive-Matrix OLED Display	130
8.4	Active-Matrix OLED Display	132
8.4.1	<i>TFT Circuit Technologies</i>	133
8.4.2	<i>TFT Device Technologies</i>	137
8.4.3	<i>Commercialized and Prototype AM-OLED Displays</i>	139
	References	144
<b>9</b>	<b>OLED Lighting</b>	<b>147</b>
9.1	Appearance of OLED Lighting	147
9.2	Features of OLED Lighting	148
9.3	Fundamental Technologies of OLED Lighting	152
9.4	Light Extraction Enhancement Technologies	154
9.5	Performance of OLED Lighting	159
9.6	Color Tunable OLED Lighting	159
9.7	Application of OLED Lighting – Products and Prototypes	161
	References	164
<b>10</b>	<b>Flexible OLEDs</b>	<b>166</b>
10.1	Early Studies of Flexible OLEDs	166
10.2	Flexible Substrates	167
10.2.1	<i>Ultra-Thin Glass</i>	168
10.2.2	<i>Stainless Steel Foil</i>	171
10.2.3	<i>Plastic Films</i>	172
10.3	Flexible OLED Displays	174
10.3.1	<i>Flexible OLED Displays on Ultra-Thin Glass</i>	176
10.3.2	<i>Flexible OLED Displays on Stainless Steel Foil</i>	176
10.3.3	<i>Flexible OLED Displays on Plastic Film</i>	177
10.4	Flexible OLED Lighting	181
10.4.1	<i>Flexible OLED Lighting on Ultra-Thin Glass</i>	182
10.4.2	<i>Flexible OLED Lighting on Stainless Steel Foil</i>	184
10.4.3	<i>Flexible OLED Lighting on Plastic Films</i>	184
10.5	Toward the Flexible	186
	References	186
<b>11</b>	<b>New Technologies</b>	<b>189</b>
11.1	Non-ITO Transparent Electrodes	189
11.1.1	<i>Conducting Polymer</i>	190
11.1.2	<i>Stacked Layer Using Ag</i>	194
11.1.3	<i>Silver Nanowire (AgNW)</i>	195
11.1.4	<i>Carbon Nanotube (CNT)</i>	196



---

11.2	Organic TFT	197
11.3	Wet-Processed TFT	198
11.4	Novel Wet-Processed or Printed OLED	201
11.5	Roll-to-Roll Equipment Technologies	203
11.6	Quantum Dot	204
	References	206
<b>Index</b>		<b>209</b>

# 1

## History of OLEDs

### Summary

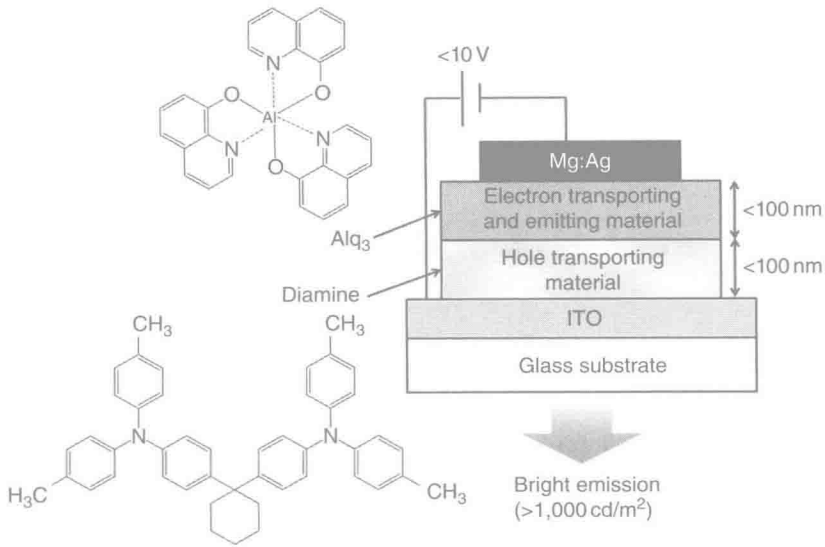
*Active research and development of OLEDs (organic light emitting diodes) started in 1987, when Tang and VanSlyke of Eastman Kodak showed that a bright luminance was obtained in an OLED device with two thin organic layers sandwiched between anode and cathode. Since their report, OLEDs have been an attractive field from scientific and practical points of view because OLEDs have great potentials in practical applications such as displays and lighting.*

*This chapter describes the history of the OLED.*

### Key words

*History, Tang, Kodak, Friend, Forrest, Kido, Adachi*

Light emission by organic materials was first discovered in a cellulose film doped with acridine orange by Bernanose et al. in 1953 [1]. Ten years later, in 1963, Pope et al., reported that a single organic crystal of anthracene showed light emission induced by carrier injection in a high electric field [2]. Also, since it became known that a large number of organic materials showed high fluorescent quantum efficiency in the visible spectrum, including the blue region, organic materials have been considered as a candidate for practical light emitting devices. However, early studies did not give any indication of the huge potential of OLEDs because of issues such as very high electric field (e.g. some needing 100V), very low luminance, and very low efficiency. Therefore OLED studies remained as scientific and theoretical fields, not indicating any great motivation towards practical applications.



**Figure 1.1** The structure and materials of an OLED device reported by Tang et al. [3]

A major impact was made by C. W. Tang and S. A. VanSlyke of Eastman Kodak in 1987. They reported a bright emission obtained in an OLED device with two thin organic layers sandwiched between anode and cathode, as shown in Fig. 1.1 [3]. They introduced two innovative technologies, which used very low thicknesses (<150 nm) of organic layers and adoption of a bi-layer structure. They reported that light emission was observed from as low as about 2.5V and that high luminance (>1000 cd/m<sup>2</sup>) was obtained with a dc voltage of less than 10V. Although the obtained external quantum efficiency (EQE) was still as low as about 1% and the power efficiency was still as little as 1.5 lm/W, the reported results were enough to draw huge attention from scientists and researchers. Indeed, their report started the age of the OLED not only in the academic field but also in industry.

The history of OLEDs is summarized in Table 1.1.

The device reported by Tang and VanSlyke in 1987 consists of a bottom emission structure and small molecular fluorescent monochrome organic material evaporated on glass substrates, but various other novel technologies have been studied and developed, aiming at a revolution in OLED technologies.

In the academic fields, several novel disruptive technologies giving drastic changes in performance of OLEDs have been discovered or invented. These include polymer OLEDs [4], white OLEDs [5], phosphorescent OLEDs [7], multi-photon OLEDs [10], TADF OLEDs [17].

In 1990, Burroughes et al. of the group led by Friend in the Cavendish Laboratories (Cambridge, UK) reported OLED devices with a light emitting polymer [4]. This invention opened the huge possibility of wet-processed OLED technologies.

The first scientific report of white-emission OLED was published in 1994 by Kido et al. of Yamagata University [5]. This report generated active development, aimed at lighting applications for OLEDs. The report also led to developments of the combination of white OLED emission with color filters, aimed at full-color OLED displays.

**Table 1.1** The history of OLED

---

1987	Invention of two-layered OLED with a bright emission (Eastman Kodak / Tang and VanSlyke) [3] (Fig. 1.1)
1990	Invention of polymer OLED (Cavendish Lab. / Burroughes et al. of Friend's group) [4]
1994	First report of white OLED (Yamagata Univ. / Kido et al.) [5]
1997	World's first commercial OLED (Pioneer) [6] (Fig. 1.2) (Passive-matrix monochrome OLED display with bottom emission structure and vacuum deposited small molecular fluorescent materials)
1998	Invention of phosphorescent OLED (Princeton Univ./ Baldo et al. of Thompson and Forrest's group) [7]
1999	Prototype of a full-color polymer AM-OLED display fabricated by ink-jet printing (Seiko-Epson) [8]
2001	Prototype 13" full-color AM-OLED display (Sony) [9] (Fig. 1.4)
2002	Invention of multi-photon OLED (Yamagata Univ./Kido et al.) [10] Prototype 17" full-color polymer AM-OLED display fabricated by ink-jet printing (Toshiba) [11]
2003	World's first commercial polymer OLED display (Philips) [12] World's first commercial active-matrix OLED display (SK Display) [13]
2006	Prototype of 3.6" full-color polymer AM-OLED display with the world's highest resolution (202 ppi) fabricated by ink-jet printing (Sharp) [14]
2007	World's first application of AM-OLED displays for main displays of mobile phones (Samsung) [15] World's first commercial AM-OLED-TV (Sony) [16] (Fig. 1.5)
2009	Invention of TADF (thermally activated delayed fluorescence) (Kyushu Univ. / Endo et al. of Adachi's group) [17]
2010	World's largest OLED display with tiling system using passive-matrix OLED display [18] (Fig. 1.3)
2011	World's first commercial OLED lighting (Lumiotec) [19]
2012	Prototype 13" flexible OLED display (Semiconductor Energy Laboratory & Sharp) [20] Prototype of 55" OLED-TV (Samsung) Prototype of 55" OLED-TV (LG Display)
2013	Prototype of 56" OLED-TV (Sony) (Fig. 1.6) Prototype of 56" OLED-TV (Panasonic) World's first commercial flexible OLED lighting with ultra-thin glass (LG Chem) [21] World's first commercial flexible OLED displays (Samsung [22]) World's first commercial flexible OLED displays (LG display [23]) Commercial 55" OLED-TV (LG Display) [24]
2014	Prototype 77" OLED-TV with 4K format (LG Display) [24] Prototype 13.3" AM-OLED display with 8K format (Semiconductor Energy Laboratory & Sharp) [25] (Fig. 1.7) Prototype 65" full-color AM-OLED display fabricated by ink-jet printing (AU Optronics) [26] Commercial flexible OLED lighting using plastic film and roll-to-roll (R2R) production system (Konica Minolta) [27]
2015	Prototype 2.8" AM-OLED display with ultra high definition format (1058 ppi) (Semiconductor Energy Laboratory) [28] (Fig. 8.15) Prototype 13.3" foldable AM-OLED display with 8K format (Semiconductor Energy Laboratory) [29] (Fig. 1.10) Prototype 18" flexible AM-OLED display (LG Display) [30] (Fig. 10.14) Prototype 81" Kawara type multi AM-OLED display with 8K format [31] (Semiconductor Energy Laboratory) (Fig. 10.13)

---



**Figure 1.2** The world's first OLED product (passive-matrix OLED display for car audio) commercialized by Pioneer in 1997 [6]. (provided by Pioneer Corporation)

Display size: 94.7 mm × 21.1 mm

Number of pixels: 16,384 dots (64 × 256)

Color: green (monochrome)

Driving: passive-matrix

In 1998, Baldo et al. of Thompson and Forrest's group at Princeton University reported phosphorescent OLEDs [7], which are theoretically able to realize 100% of internal quantum efficiency. The appearance of phosphorescent OLEDs drastically improved the efficiencies of OLEDs.

In 2002, Kido et al. at Yamagata University reported the multi-photon technology [10], which is able to realize high luminance and long lifetime.

In 2011, Endo et al. of the group led by Adachi in Kyushu University reported thermally activated delayed fluorescence (TADF) [17], which is an alternative technology to phosphorescent OLEDs for realizing high efficiency.

In parallel with such inventions and discoveries, much effort has been devoted to technological development on topics such as performance improvement, analysis of emission mechanism and degradation.


Much effort has also been devoted to practical device development and commercialization.

In 1997, Pioneer commercialized the world's first OLED display, which was a passive-matrix green monochrome display (Fig. 1.2) [6]. This display had a bottom emitting monochrome device structure fabricated using vacuum evaporation technology with small molecular fluorescent organic materials. This display was applied to car audio.

The world's first polymer type OLED was commercialized by Philips in 2003 [12]. This was a passive-matrix yellow monochrome display, being applied in shavers.

Currently, passive-matrix OLED displays are widely used in various applications with small to medium information content. In addition, tiling technology with passive-matrix OLED displays has realized very large size display (e.g. 155") and cubic type displays such as a terrestrial globe display as shown in Fig. 1.3 [18].

Active-matrix OLED (AM-OLED) displays with full-color images have also been actively developed. In 2001, Sony demonstrated a 13" active-matrix full-color OLED display with 800 × 600 pixels (SVGA), which had a major impact on the display industry (Fig. 1.4) [9]. The OLED display was constructed using several novel technologies: top-emission structure with micro-cavity design for increasing luminance and they achieved excellent color purity, novel



**Figure 1.3** The world largest cubic-type terrestrial globe display “Geo-Cosmos” [18]. (provided by Miraikan, the National Museum of Emerging Science and Innovation, Japan)



**Figure 1.4** A 13" active-matrix full-color OLED display developed by Sony in 2001 [9]. (provided by Sony Corporation)

Display size: 13" (264 mm × 198 mm)

Number of pixels: 800 × 600 (SVGA)

Color: full color, R(0.66,0.34) G(0.26,0.65) B(0.16,0.06)

Luminance: higher than 300 cd/m<sup>2</sup>

Driving: Active-matrix with LTPS

current-drive LTPS-TFT circuit with four TFTs for attaining uniform luminance over the entire screen, solid encapsulation for enabling thinner structure, etc. In addition, the display was the largest OLED display at that time, and the pictures with beautiful color – R(0.66,0.34), G(0.26,0.65), B(0.16,0.06) – high luminance ( $>300\text{ cd/m}^2$ ), high contrast ratio, and wide viewing angle, greatly impressed many scientists and researchers in OLED and display fields.

The world's first active matrix OLED display was commercialized in 2003 by SK Display (a joint company by Eastman Kodak and Sanyo Electric) [13]. The display was used by Kodak in digital cameras.

Sony commercialized the world's first OLED-TV in 2007 (Fig. 1.5) [16]. The display size was 11" diagonal. In mobile application, in 2007, Samsung's full-color AM-OLED displays were applied to main displays of mobile phones [15].

In 2012 and 2013, 55 or 56 inch large size OLED-TVs were demonstrated by Samsung, LG Display, Sony (Fig. 1.6), Panasonic, respectively. LG Display commercialized a 55" OLED-TV [24] in 2013 and developed a 77" OLED-TV prototype in 2014 [24]. In addition, Semiconductor Energy Laboratory (SEL) developed high resolution AM-OLED displays, such as a 13.3" AM-OLED display with 8 K format (664 ppi) (Fig. 1.7) in 2014 [25] and a 2.8" AM-OLED display with ultra high definition format (1058 ppi) (see Fig. 8.15) in 2015 [28].

On the other hand, AM-OLEDs using light emitting polymers have also been developed. In 1999, Seiko Epson demonstrated an ink-jet AM-OLED display [8], in 2002, Toshiba showed a 17" prototype polymer AM-OLED fabricated by ink-jet [11], and in 2006, Sharp demonstrated a polymer AM-OLED with the world's highest resolution (202 ppi), fabricated by ink-jet printing [14]. Moreover, in 2014, AU Optronics presented a 65" AM-OLED prototype display fabricated by ink-jet printing [26].



**Figure 1.5** The world's first OLED-TV commercialize by Sony in 2007 [16]. (provided by Sony Corporation)


Display size: 11" (251 mm × 141 mm)

Number of pixels: 960 × 540 (QHD)


Color: full color

Contrast ratio: higher than 1,000,000 : 1

Driving: active-matrix with LTPS




**Figure 1.6** A 56" active-matrix full-color OLED display with 2K4K format developed by Sony in 2013. (provided by Sony Corporation)




**Figure 1.7** Prototype of 13.3" AM-OLED display with 8K format (Semiconductor Energy Laboratory & Sharp) [25]. (provided by Semiconductor Energy Laboratory)  
Display size: 13.3 inches (165 mm × 294 mm)  
Number of pixels: 4320 × 7680 (4k8k)  
Resolution: 664 ppi  
Color: full color  
Device structure: white tandem OLED (top emission) + color filter  
Driving: active-matrix with CAAC-IGZO TFT





**Figure 1.8** Examples of OLED lighting. (provided by Lumiotec Inc.)



**Figure 1.9** Examples of OLED lighting. (provided by Kaneka Corporation)

In the lighting fields, in 2011, Lumiotec, which is a Japanese venture company for OLED lighting, commercialized the world first OLED lighting [19]. At present, active demonstrations have shown new usage images of OLED lighting by several companies, as shown in Figs 1.8 and 1.9.

Recently, flexible OLEDs have also been actively developed. In 2011, Semiconductor Energy Laboratory (SEL) developed a 3.4" flexible OLED prototype display with 326 ppi [32]. SEL and Sharp developed a 13.5" flexible OLED prototype display with 81.4 ppi in 2012 [20] and SEL developed a 13.3" flexible OLED prototype display with 8K format (664 ppi) in 2015 [29]. Figure 1.10 shows a prototype of 13.3" foldable AM-OLED display with 8K format. The world's first flexible OLED displays were commercialized by Samsung [22] and LG Display [23]. In addition, in 2015, LG Display developed an 18" prototype flexible display [30] and SEL developed an 81" Kawara type multi-AM-OLED display with 8K format (see. Fig. 10.13) [31].

On the other hand, world's first flexible OLED lighting was commercialized by LG Chem in 2013, using flexible ultra-thin glass [21]. In 2014, Konica Minolta commercialized flexible