

NEW ACCESS

Workbook

1

for Hong Kong Secondary Schools



D. H. Howe

New Access 1

Workbook

by D. H. Howe

UNIT	PAGE	SYLLABUS ITEMS	LANGUAGE STRUCTURE EXERCISES
1	1	1-4	This is ... That is ... a, an, my, your. There are ... There are ... Some simple instructions.
2	4	5-8	... of them. The of them. In ...
3	7	9	... and short answers. ... do they live?



Hong Kong
Oxford University Press

Oxford University Press
OXFORD LONDON GLASGOW
NEW YORK TORONTO MELBOURNE AUCKLAND
KUALA LUMPUR SINGAPORE HONG KONG TOKYO
DELHI BOMBAY CALCUTTA MADRAS KARACHI
NAIROBI DAR ES SALAAM CAPE TOWN SALISBURY
and associates in
BEIRUT BERLIN IBADAN MEXICO CITY NICOSIA

© **Oxford University Press 1981**
First published 1981
Third impression 1982

ISBN 0 19 581273 5

Cover design by DHL Graphic Design

*All rights reserved. No part of this publication may be reproduced,
stored in a retrieval system, or transmitted, in any form or by any means,
electronic, mechanical, photocopying, recording or otherwise,
without the prior permission of Oxford University Press.*

*Printed by Hip Shing Offset Printing Factory, 95 How Ming Street, Kwun Tong, Kowloon
Published by Oxford University Press, Warwick House, Quarry Bay, Hong Kong*

HOW TO USE THIS BOOK

This Workbook is meant to be used with *New Access Book 1*. It gives further written practice in the language structures and vocabulary items taught in the main book, as well as revising work done in the primary school. It also provides further practice in verbal and non-verbal understanding, problem solving, following instructions, interpreting rules and notices, etc. by means of the kinds of exercises likely to be encountered in the Scaling Test.

Each Unit in the Workbook should not, of course, be worked until the corresponding Unit in the main book has been thoroughly dealt with. Many of the exercises are designed to consolidate the work of the main book by providing meaningful written exercises in which particular language patterns are used repeatedly. The aim in all exercises is not to test but to *teach*: to provide *practice* so that the correct use of language in appropriate situations becomes a habit.

Very few mistakes should occur in the structure exercises. The aim, in fact, is to produce written work with *no* mistakes. No one learns English by making mistakes. Marking should therefore place little burden on the teacher. There is indeed much to be said for letting the pupils mark each other's work in class, under the teacher's supervision, since this increases their awareness of the points involved.

If the teacher wishes, or finds it necessary with a particular class, the exercises may be practised orally first, but normally it should be necessary only to make sure that the pupils know what is expected of them. The Workbook is very suitable for homework.

UNIT	PAGE	SYLLABUS ITEMS	LANGUAGE STRUCTURE EXERCISES
1	1	1-4	<i>This is . . . That is . . . ; a, an; my, your; These are . . . Those are . . .</i> Some simple instructions.
2	4	5-8	<i>It is . . . ; What is . . . ; 'Yes/No' questions; short answers.</i> A picture crossword.
3	7	9-11	More 'Yes/No' questions and short answers. Filling in forms; <i>Where do they live?</i>
4	10	12	The definite article. Dates; picture sentences; a crossword puzzle.

UNIT	PAGE	SYLLABUS ITEMS	LANGUAGE STRUCTURE EXERCISES
5	13	13-18	Demonstrative adjectives; adverb phrases of place; <i>Where is/are . . .</i> ; revision of cardinal numbers; the time.
6	16	19-22	<i>We, you, they</i> ; present continuous tense; <i>me, him, her</i> , etc. Three crossword puzzles.
7	19	23-26	<i>Have, has</i> . Understanding instructions: a booklet.
8	22	27	<i>Something, anything, nothing, someone, anyone, no one</i> , etc.
9	25	28-31	<i>There are . . . Who? Which?</i> ; possessives; revision of ordinal numbers. Three kinds of problems.
10	28	32-34	Understanding instructions: another booklet. Pronunciation; spelling.
11	31	35-37	Uncountable nouns; <i>a piece of</i> , etc.
12	34	35 & 38	More practice with uncountable nouns; possessives.
13	37	39-40	<i>One, ones; going to</i> . Understanding a diagram.
14	40	41	The present perfect tense; tense revision.
15	43	42	The simple past tense. Understanding a report; a crossword.
16	46	42	More practice with the simple past tense.
17	49	43-44	Word order; <i>every</i> and <i>all</i> patterns. Pronunciation; syllable stress.
18	52	44-45	<i>Both</i> ; the future with <i>will</i> . Interpreting bar graphs; a crossword.
19	55	46	The simple present tense. Filling in a form; understanding a notice.
20	58	46-48	More practice with the simple present tense; <i>where</i> and <i>when</i> . Understanding a plan.

Unit One

A What are the shadows? Write sentences beginning **This is a ...** or **This is an ...** or **These are ...**. The first one is done for you.

1.



This is an apple.

2.



These

3.



This

4.



5.



6.



7.



8.



9.



10.



B Read these words aloud several times. Sometimes the letter s is pronounced [s], but sometimes it is pronounced [z]. When this is so, it is printed like this "s". When a word ends in es, the es is pronounced [iz]. Now write the words in the correct columns.

dots
beaches
signs
pages

nibs
aids
floats
marks

faces
showers
services
hills

ships
locks
toilets
cars

seats
piers
oranges
cages

buses
roads
houses
maps

[s]

[z]

[iz]

Unit One

Write the questions and answers. The first four are done for you.

1.



Is this my mouth?

Yes, that is your mouth.



2.



Is this my chin?

No, that is not your chin.



3.



Are these my eyes?

Yes, those are your eyes.



4.



_____ teeth?



5.



_____ nose?

Yes, _____



6.



_____ neck?



7.



_____ fingers?



8.



_____ toes?




Unit One

D Some simple instructions

1.   

Put a small x in the circle on the left.

2.   

Put a small x in the triangle on the right.

3.   

Put a small x in the square in the middle.

4.   


a. Write an A above the square.

b. Write a B below the triangle.

c. Write a C in the middle of the circle.

5. 

Put a small x in the top left corner of the square.

6. 

Put a small x in the bottom right corner of the square.

7. a. Write an A in the first box.

b. Write a B in the second box.

c. Write a C in the third box.











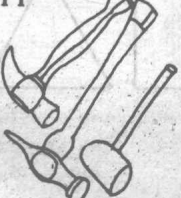







d. Draw a triangle in the right-hand box.

e. Draw a circle in the centre box.

f. Draw a square in the left-hand box.

Unit Two

A Ask and answer questions beginning with **What**.

1 	2 	3 	4 	5 	6 
a cat	bananas	a clock	knives	an ant	eggs
7 	8 	9 	10 	11 	12 
sailors	a cinema	matches	a junk	hammers	a tap
13 	14 	15 	16 	17 	18 
a telephone	shoes	horses	a tie	nails	glasses

1. What is this? It is a cat.

2. What are these? They are bananas.

3. _____

4. _____

5. _____

6. _____

7. _____

8. _____

9. _____

10. _____

11. _____

12. _____

13. _____

14. _____

15. _____













16. _____

17. _____

18. _____

Unit Two

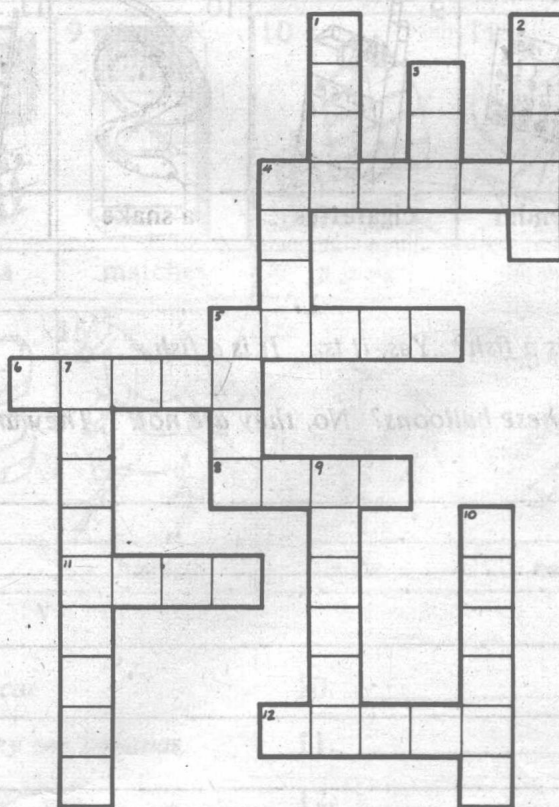
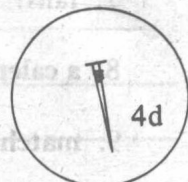
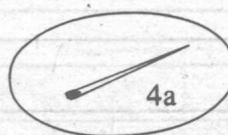
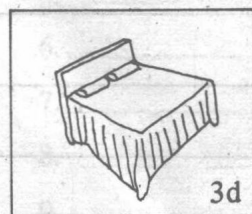
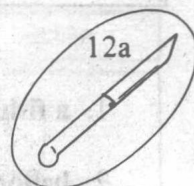
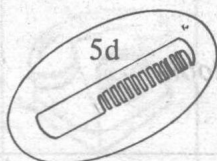
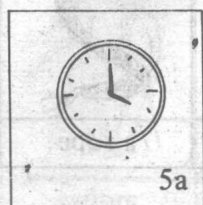

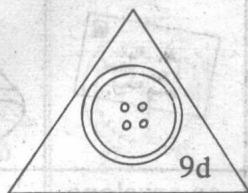
B Ask and answer questions beginning **Is ...** or **Are ...** Use the words given.

1 	2 	3 	4 	5 	6 
a fish	wheels	a flower	an envelope	bells	a piano
7 	8 	9 	10 	11 	12 
fans	a calendar	cigarettes	a snake	ladders	a rope

1. a fish? *Is this a fish? Yes, it is. It is a fish.*
2. balloons? *Are these balloons? No, they are not. They are not balloons.*
3. a flower? _____
4. a ladder? _____
5. boxes? _____
6. a house? _____
7. fans? _____
8. a calendar? _____
9. matches? _____
10. a horse? _____
11. ladders? _____
12. a ship? _____













Unit Two

C A Picture Crossword Look at the pictures and then write in the words. 4a means 4 across. 4d means 4 down.



Unit Three

A

1  Mr. Tan	2  Miss Lim	3  Mr. Wong	4  Mrs. Tan	5  Mr. Chan	6  Miss Leung
7  Mr. Woo	8  Miss Au	9  Mr. Lo	10  Mr. Poon	11  Mrs. Tam	12  Miss Lau

Write questions and answers like these:

1. a doctor? Is Mr. Tan a doctor? Yes, he is. He is a doctor.
2. a dentist? Is Miss Lim a dentist? No, she is not. She is a nurse.
3. a tailor? _____ a carpenter.
4. a nurse? _____
5. a fireman? _____
6. a waitress? _____
7. a soldier? _____
8. a typist? _____
9. a mechanic? _____
10. a postman? _____
11. a typist? _____
12. a nurse? _____

Unit Three

B Filling in Forms John Lee and Jane Tan want to join a library so they have filled in these two forms:

Application to join the library

Stick one passport size photo here.



Name: LEE John

(Surname first in capitals)

Sex: male

Address: 450A Orchid Ave,

Wongtaisin,

Kowloon

Telephone number: 3-862511

Age: 12 Date of birth: 25.3.69

Occupation: Student

Signature: J Lee Date: 6.5.81

Application to join the library

Stick one passport size photo here.



Name: TAN Jane

(Surname first in capitals)

Sex: Female

Address: Flat 13C

150 Main Street,

Aberdeen

Telephone number: 5-921860

Age: 13 Date of birth: 10 Nov., 1968

Occupation: Student

Signature: Jane Tan Date: 1 Jan., 1981

1. Answer these questions about John Lee in complete sentences:

a. What is his name?

His name is _____

b. What is his address?

c. What is his telephone number?

d. What is his age?

e. What is his date of birth?

f. What is his occupation?

Unit Three

2. This time write the questions and the answers about Jane Tan:

a. What is her name? _____

b. What _____

c. _____

d. _____

e. _____

f. _____

C Where do they live? Write in the names of the people who live in the flats:

Mr. Tam's flat		
		Mr. Choy's flat
Mr. Lee's flat		

- Mr. Wong's flat is below Mr. Tam's.
- Mr. Cheung's flat is above Mr. Lee's.
- Mr. Fung's flat is on Mr. Choy's right.
- Mr. Ma's flat is on Mr. Lee's left.
- Mr. Tan's flat is below Mr. Choy's.
- Mr. Lo's flat is between Mr. Cheung's and Mr. Tan's.
- Mr. Wei's flat is above Mr. Choy's.
- Mr. Ho's flat is on Mr. Ma's left.
- Mr. Lai also has a flat in this block.

D A riddle Mr. Lo said this rhyme: 'Brothers and sisters have I none,
But this boy's father is my father's son!'

Who is the boy? _____

Unit Four

A Put a, an or the in the blank spaces. If nothing is needed, leave the space empty.

1. She bought ____ banana, ____ apple and ____ orange, but ____ banana was bad and ____ apple and ____ orange were very small.
2. I will give you ____ pencil and ____ piece of paper but ____ pencil is broken.
3. My sister plays ____ piano. Do you play ____ instrument?
4. I had ____ egg and ____ cup of coffee for ____ breakfast this morning but ____ coffee was cold.
5. There was ____ spider on ____ ceiling. It was trying to catch ____ insect but ____ insect was too quick and ____ spider did not catch it.
6. Miss Lee is one of ____ teachers in our school. She is ____ very good teacher. She teaches us ____ English and ____ Geography.
7. Hon Man is ____ very tall boy. He is ____ tallest boy in ____ school.
8. In ____ evenings he likes to look at ____ moon and ____ stars in ____ sky.
9. We are going to ____ cinema tonight. We are going to see ____ exciting film.
10. I am going to stay at ____ home tomorrow and listen to ____ radio.

B Write the letters in brackets after the dates on the calendar. The first one is done for you.


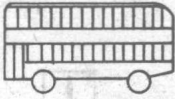

December, 1981					
Sunday		6	13	20	27
Monday		7	14	21	28
Tuesday	1	⑧	15	22	29
Wednesday	2	9	16	23	30
Thursday	3	10	17	24	31
Friday	4	11	18	25	
Saturday	5 L	12	19	26	



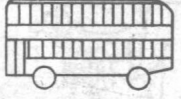
Today is Tuesday, December 8th.




1. You received a letter from England three days ago. (L)
2. Some important homework must be finished by the day after tomorrow. (Ho)
3. There will be a half-holiday on the last Tuesday in the month. (HH)
4. Your mother's birthday is in three days' time. (MB)
5. There will be a test on the last two days of next week. (T)
6. The library will be closed on the last two days of the month. (LC)
7. You are going to the cinema in three day's time. (C)



Unit Four




C Picture Sentences


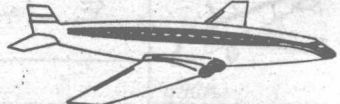
1. Hon Man goes to  by  2. Yuk Lan goes to 

by  3. Sau Fong is going to  She is going by 

4. Mr. Tan goes to  by  5. Mr. Tan goes 

at  in the evening. 6. Next week Mr. Tan is going to  He

is going by  He will go through  and sail up 

to London. 7. Mr. Kwan is going to  by 

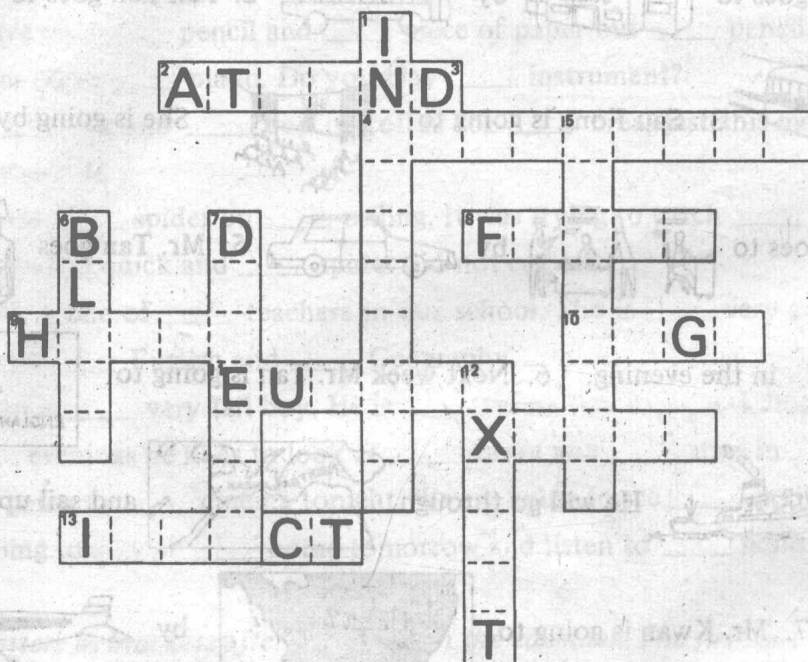
Write out the sentences using words for the pictures. Be careful! Sometimes you must use the and sometimes you must NOT use the.

1. Hon Man goes to school _____
- _____
- _____
- _____
- _____
- _____
- _____
- _____
- _____
- _____

Unit Four

D A Crossword Puzzle

Note: All the words, except one, were new words in Units 3 and 4.



Across

2. Go to; be present at.
4. Two weeks make one _____.
8. Strength; make someone do something that they do not want to do.
9. A dog or a wolf makes this sound.
10. Very, very big.
11. Europeans live here.
13. Give someone an infectious disease.

Down

1. If you have a disease and give it to someone else, you are _____.
3. Act.
5. To or from the north.
6. Flowers do this in warm weather.
7. Another word for an illness.
12. Think that something will happen.