

义务教育课程标准

江西省教育厅教学教材研究室 编



四年级 上册



班级\_\_\_\_\_

姓名\_\_\_\_\_

4

配科普版



江西教育出版社  
JIANGXI EDUCATION PUBLISHING HOUSE

# CONTENTS

Lesson 1	We can dance .....	1
Lesson 2	What's on the desk? .....	5
Lesson 3	Is this your bag? .....	11
Lesson 4	Is he your brother? .....	17
Lesson 5	What can you see? .....	22
Lesson 6	Revision .....	27
Lesson 7	Is she a doctor or a nurse? .....	31
Lesson 8	What's the time? .....	37
Lesson 9	How many horses can you see? .....	42
Lesson 10	Where is my dog? .....	47
Lesson 11	What's this in English? .....	52
Lesson 12	Revision .....	57

教师用书电子版及听力音频请登录：

<http://www.jxeph.com/mainpages/jsys.aspx>

# Lesson 1 We can dance

## 课时 1

### 一、听录音，标序号。



( )



( )



( )




( )



( )

### 二、请找出下列动物的本领并连线。



fly

run

swim

jump

### 三、看图，写句子。



1.

I, walk

---

---

---

---



2.

we, dance

---

---

---

---




## 课时 2

### 一、听录音,选出你所听到的选项。

- |                      |            |
|----------------------|------------|
| (     ) 1. A. /b/    | B. /g/     |
| (     ) 2. A. /s/    | B. /z/     |
| (     ) 3. A. /f/    | B. /k/     |
| (     ) 4. A. /vest/ | B. /desk/  |
| (     ) 5. A. /gift/ | B. /swim/  |
| (     ) 6. A. /red/  | B. /frend/ |

### 二、看图,仿写句子。

例:   
you, run

—Can you run?


—Yes, I can.

1.   
you, skip

---




---

2.   
he, walk

---



---

3.   
she, sing

---



---

### 课时 3

#### 一、听录音,填单词,补全对话。

Mrs Bird: Hello, my little \_\_\_\_\_ !

Little Pig: Hello, Mrs Bird.

Mrs Bird: Can you \_\_\_\_\_ ?

Little Pig: Yes, I can.

Mrs Bird: I can \_\_\_\_\_ well. Can you?

Little Pig: No, I \_\_\_\_\_ .

#### 二、情景交际。

( 导学号:28934000)

( ) 1. 你在池塘边散步,池塘里的小鱼邀请你一起游泳,但你不会游泳,可以这样说:“\_\_\_\_\_”

A. Let's swim, OK?

B. Oh, thanks. But I can't swim.

( ) 2. 你想让你家的小狗去摸它自己的头,可以这样说:“\_\_\_\_\_”

A. Little dog, can you touch your head?

B. Little dog, can you bend your leg?

( ) 3. 你想表达你也会骑车,可以这样说:“\_\_\_\_\_”

A. I can't ride a bike.

B. I can ride a bike, too.

( ) 4. 你想夸赞你的朋友歌唱得不错,可以这样说:



“ \_\_\_\_\_ ”

A. You can sing good.

B. You can sing well.

三、读短文,判断正“T”误“F”。 ( 导学号:28934001)

I am Lucy. I am six. I am a girl. I can sing and dance. But I can't ride a bike and I can't swim. My father can ride a bike and he can swim, but he can't dance. My mother can sing, but she can't swim. My brother can't dance, but he can play football well.

(     )1. I can swim and I can sing.

(     )2. My father can ride a bike.

(     )3. My mother can't sing.

(     )4. My brother can play football.




## Lesson 2 What's on the desk?

### 课时 1

#### 一、听录音,选出你所听到的选项。

- |                    |          |
|--------------------|----------|
| (     ) 1. A. /b/  | B. /p/   |
| (     ) 2. A. /k/  | B. /g/   |
| (     ) 3. A. /o/  | B. /ʌ/   |
| (     ) 4. A. doll | B. desk  |
| (     ) 5. A. cup  | B. clock |

#### 二、看图片,写单词。



#### 三、选出下列句子的正确翻译。

- (     ) 1. What's on the desk?



A. 书桌上是什么?      B. 书桌是什么颜色?

(      ) 2. What's in it?

A. 它是什么?      B. 它里面是什么?

(      ) 3. Sorry, I can't guess it.

A. 对不起, 我猜不到。

B. 对不起, 我能猜出来。

(      ) 4. Look! It's you.

A. 看! 一个布娃娃。      B. 看! 是你。

## 课时 2

### 一、听录音, 标序号。



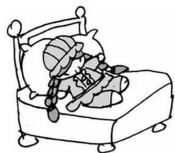
(      )



(      )



(      )




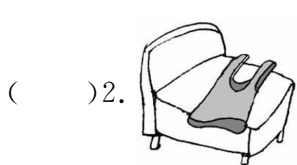

(      )



(      )



二、听录音,判断所听内容与图片是(√)否(×)相符。



三、读问句,选答语。

( ) 1. What's on your bed, Lulu?

( ) 2. What's in it?

( ) 3. Is it on the desk?

( ) 4. Are they in your mum's room?

A. No, they aren't.

B. It's a watch.

C. Yes, it is.

D. It's a doll on my bed.


# 课时 3

## 一、听录音,选出相应的图片。

( ) 1. A.



B.



( ) 2. A.



B.



( ) 3. A.



B.



( ) 4. A.



B.



( ) 5. A.




B.



## 二、看图片,填单词,补全对话。

1.



—What's \_\_\_\_\_ the bed?

—\_\_\_\_\_ kite.


2.



—What's \_\_\_\_\_ the bag?

—Some \_\_\_\_\_.


3.



—What's on the \_\_\_\_\_?

—A clock.

4.



—What's \_\_\_\_\_ the

\_\_\_\_\_?

—A cake.

## 三、读短文,回答问题。

( 导学号:28934002 )

My name is Sam. I'm eleven. Look! This is my

room. There is a bed, a desk and a chair in it. Some books are on the desk. A ball is under the bed. A cat is behind the door. It's lovely. My room is tidy(整洁的). I clean(打扫) it every day.

1. How old is Sam?

---

2. What are on the desk?

---

3. What is under the bed?

---

4. What is behind the door?

---

5. Is Sam's room very tidy?

---

## Lesson 3 Is this your bag?

### 课时 1

一、听录音,选出相应的图片。

( ) 1. A.



B.



( ) 2. A.



B.



( ) 3. A.



B.



( ) 4. A.



B.



( ) 5. A.



B.



## 二、看图片，根据提示选单词，并写一写。

book pencil cook good look desk

1.



2.



3.



4.



5.



6.



## 三、读一读，选一选，补全对话。

Kate: What's in my bag? Please guess.

Jim: 1. \_\_\_\_\_

Kate: Yes. 2. \_\_\_\_\_

Jim: 3. \_\_\_\_\_

Kate: No. Please look! 4. \_\_\_\_\_

Jim: Ah!

A. What colour is it?

B. It's yellow.

C. Is it a book?

D. Is it green?

## 课时 2

### 一、听录音，标号并连线。



( )




( )



( )




( )



### 二、看图片，填单词，补全句子。

1. —What's \_\_\_\_\_ the desk?

—A \_\_\_\_\_.

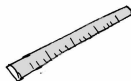


2. He reads a \_\_\_\_\_.



3. —Hi, Eve. Is this your \_\_\_\_\_?

—\_\_\_\_\_, it is.






4. —Hello, Tom. Is this your \_\_\_\_\_?

—\_\_\_\_\_, it isn't.



5. He is a good \_\_\_\_\_.



### 三、情景交际。

(导学号:28934003)

( ) 1. 你在教室里捡到了一个盒子,想问 Eve 是不是她的,可以这样说:“\_\_\_\_\_”

A. Is this your box, Eve?

B. Are they your boxes, Eve?

( ) 2. Eve 说是她的,可以这样回答:“\_\_\_\_\_”

A. Yes, they are.

B. Yes, it is.

( ) 3. 你想知道盒子里有什么,可以这样问:“\_\_\_\_\_”

A. What's on the box?

B. What's in the box?

( ) 4. Eve 想表达里面装的是一个文具盒和一本书,可以这样说:“\_\_\_\_\_”

A. A pencil box and a book.

B. A book is in it.



# 课时 3

## 一、听录音，标序号。



( )



( )



( )



( )



( )

## 二、读一读，从 B 栏中找出 A 栏的答语。

### A

### B

( ) 1. Can you ride a bike?

A. No, it isn't.

( ) 2. Is this your pen?

B. Yes, I can.

( ) 3. What colour is the crayon?

C. Some chairs.

( ) 4. What's in the room?

D. It's yellow.

( ) 5. Tom, nice to meet you.

E. Nice to meet you, too.

## 三、上完体育课后，莉莉在操场上捡到一个书包，她在班上寻找失主。读对话，判断正“T”误“F”。（导学号：28934004）

Lily: Dongdong, is this your bag?