

Cambridge Children English

主编 吴霞



自然拼读教材

1

天津出版传媒集团

天津科学技术出版社



An illustration featuring a girl with orange hair in a striped tank top and pink skirt, a boy with blonde hair in a blue and white striped shirt and yellow pants, a small white rabbit, and a small brown dog. They are positioned around the main title text.

Cambridge
Children English
自然拼读教材

全套定价：80.00元（书+光盘）

图书在版编目 (C I P) 数据

自然拼读教材 : 全 3 册 / 吴霞主编. —天津 : 天津科学技术出版社, 2017. 5

ISBN 978-7-5576-2718-8


I. ①自… II. ①吴… III. ①英语课—学前教育—教材 IV. ① G613. 2

中国版本图书馆 CIP 数据核字 (2017) 第 074794 号

责任编辑: 刘 磊

出版人: 蔡 颢

天津出版传媒集团

 **天津科学技术出版社出版**

天津市西康路 35 号 邮编 300051

电话 (022) 23332400 (编辑部)

网址: www.tjkjcs.com.cn

新华书店经销

湖南雅嘉彩色印刷公司印刷

开本 889×1194 1/16 印张 13.5 字数 300 000

2017 年 5 月第 1 版第 1 次印刷

全套定价: 80.00 元 (书+DVD)

前言

孩子学英语最大困惑是单词读不出，记不住，本拼读教材经过多年研发，总结了一套英语拼读的秘密，它根据英文字母自然形成的一种发音规则，教授孩子英文字母与语音间的对应关系。因为作者发现在初级英语中 70% 的单词在拼读时都是有规律可循的。一旦孩子们学习了这种不用音标的发音规律就可以很快学会拼读不认识的单词，而单词组成短语，短语组成句子，所以单词是英语的基础，那么孩子们掌握了单词的拼读方法，也就为日后英语的学习打下了良好的基础，因此本教材也成为了许多欧美国家孩子的必修课程。全套系列教材特点如下：

1. 英文字母当中辅音的发音大多非常有规律，英语的发音共有 41 个，学会 21 个辅音的发音，即学会一半的英语发音。因此辅音是进入拼读世界的重要一步。

2. 英文字母当中元音的发音变化多，较不规则，先学会基本的 5 个短元音，结合 21 个辅音，孩子就能试着拼读出许多英语单词。短元音的练习是进入拼读世界的第二步。

3. 更多的元音组合练习，让孩子悠游在字母拼读的世界。加上辅音的混合音，孩子的拼读能力，更上一层楼。

4. 学会短元音之后，本课程将教孩子练习长元音，掌握一个简单的发音规则，感受长元音拼读单词的轻松和有趣；学习更多的元音组合，让孩子更有自信达到见词能读、听音能写的效果。

Contents

Letters.....	1	Unit 15 Oo.....	35
Unit 1 Aa.....	3	Let' s practice.....	37
Unit 2 Bb.....	5	Unit 16 Pp.....	39
Unit 3 Cc.....	7	Unit 17 Qq.....	41
Unit 4 Dd.....	9	Unit 18 Rr.....	43
Unit 5 Ee.....	11	Unit 19 Ss.....	45
Let' s practice.....	13	Unit 20 Tt.....	47
Unit 6 Ff.....	15	Let' s practice.....	49
Unit 7 Gg.....	17	Unit 21 Uu.....	51
Unit 8 Hh.....	19	Unit 22 Vv.....	53
Unit 9 Ii.....	21	Unit 23 Ww.....	55
Unit 10 Jj.....	23	Unit 24 Xx.....	57
Let' s practice.....	25	Unit 25 Yy.....	59
Unit 11 Kk.....	27	Unit 26 Zz.....	61
Unit 12 Ll.....	29	Let' s practice.....	63
Unit 13 Mm.....	31	附录： 课文单词表	65
Unit 14 Nn.....	33		

Letters

A. Let's learn and read letters.

Aa Bb Cc Dd

Ee Ff Gg Hh

Ii Jj Kk Ll

Mm Nn Oo Pp

Qq Rr Ss Tt

Uu Vv Ww Xx

Yy Zz

B. Let's sing the letter song.

1=C 2/4

1 1 | 5 5 | 6 6 | 5 - | 4 4 | 3 3 | 2 2 | 1 - |

A B C D E F G H I J K L M N

5 5 | 4 - | 3 3 | 2 - | 5 5 | 4 - | 3 3 | 2 - |

O P Q R S T U V W X Y Z

1 3 | 5 - | 6 1 | 5 - | 4 4 | 3 3 | 2 2 | 1 - ||

X Y Z Now you see . I can say my A B C .

C. Let's write the letters.

Aa Bb Cc Dd Ee Ff Gg

Hh Ii Jj Kk Ll Mm Nn

Oo Pp Qq Rr Ss Tt Uu

Vv Ww Xx Yy Zz

Unit1 Aa

A. Look, listen and say. 

1




cat

2



ax

3



ant

4



hand

B. Listen, write and read. 

an apple



1.an

2.an

3.a

C. Listen for the “a” sound. 

__sk

b__t

p__d

l__b

__nd

__nkle

y__m

h__p

D. Write and read.

1.



h__t

2.



b__g

3.



f__n

E. Read the words.

a+n

↓
an

ban

ran

man

a+d

↓
ad

dad

had

bad

a+p

↓
ap

cap

tap

lap

a+ck

↓
ack

lack

sack

back

F. Listen and read. Then chant. 

1. An ant has an ax and a hat.

2. A cat wants hands like man.

Unit2 Bb

A. Look, listen and say. 

1



bus

2



bat

3



bug

4



bag

B. Listen, write and read. 

a bug



1.a

Handwriting practice lines for '1.a' consisting of a solid top line, a dashed middle line, and a solid bottom line.

2.a

Handwriting practice lines for '2.a' consisting of a solid top line, a dashed middle line, and a solid bottom line.

3.an

Handwriting practice lines for '3.an' consisting of a solid top line, a dashed middle line, and a solid bottom line.

C. Listen for the “b” sound. 

__un __at la__ __ent
to__ __ank ri__ cro__

D. Write and read.

1.



tu__

2.



__in

3.



__ed

E. Read the words.

cab bug sub rib
bid lab bin bud
box dad rub bun

F. Listen and read. Then chant. 

1. A **b**ug and a **b**at are in the **tub**.

2. His **b**ag is in the **b**us

Unit3 Cc

A. Look, listen and say. 

1



cat

2



cap

3



candy

4



can

B. Listen, write and read. 

It is a candy.



1. It is a

2. It is a

3. It is a

C. Listen for the “c” sound. 

__ut a__t __ob u__ly
ga__ __urry inse__t __lam

D. Write and read.

1.




__up

2.






__ut

3.



__lap

E. Read the words.



F. Listen and read. Then chant. 

1. The **c**ub has a **c**an of **c**andy.

2. A little **c**at is hiding in a **c**ap.

Unit4 Dd

A. Look, listen and say. 

1



dog

2



duck

3



pond

4



sand

B. Listen, write and read. 

I see a dog.



1. I see a

2. I see a

3. I see a


C. Listen for the “d” sound. 

__ub __ot __in __ust

ha__ lef__ ol__ ban__

D. Write and read.

1.



re__

2.



__ig

3.



__rum

E. Read the words.

red

lid

band

cold

mad

did

dad

sold

bed

hand

F. Listen and read. Then chant. 

1. The bad dog digs in the sand.

2. A duck is playing in the pond.

Unit5 Ee

A. Look, listen and say. 

1



egg

2



pet

3



neck

4



bed

B. Listen, write and read. 

It is a pet.



1. It is an

2. It is a

3. It is

C. Listen for the “e” sound. 

__nd __mpty m__t __nd

p__t v__ry b__n sp__ll

D. Write and read.

1.



h__n

2.



n__st

3.



p__n

E. Read the words.

e+t
↓
et

wet
pet
net

e+n
↓
en

pen
ten
men

e+d
↓
ed

red
bed
led

e+n+d
↓
end

send
bend
mend

F. Listen and read. Then chant. 

1. Red hen has the best nest.

2. The hen has many eggs in the nest.