

# Cambridge Children English

主编 吴霞



自然拼读教材

3

天津出版传媒集团

天津科学技术出版社



图书在版编目 (C I P) 数据

自然拼读教材 : 全 3 册 / 吴霞主编. —天津 : 天津科学技术出版社, 2017. 5

ISBN 978-7-5576-2718-8

I. ①自… II. ①吴… III. ①英语课—学前教育—教材 IV. ① G613. 2

中国版本图书馆 CIP 数据核字 (2017) 第 074794 号

---

责任编辑: 刘 磊

出 版 人: 蔡 颢

---

**天津出版传媒集团**

 **天津科学技术出版社出版**

天津市西康路 35 号 邮编 300051

电话 (022) 23332400 (编辑部)

网址: [www.tjkjcs.com.cn](http://www.tjkjcs.com.cn)

新华书店经销

湖南雅嘉彩色印刷公司印刷

---

开本 889×1194 1/16 印张 13.5 字数 300 000

2017 年 5 月第 1 版第 1 次印刷

全套定价: 80.00 元 (书 +DVD)

# 前言

孩子学英语最大困惑是单词读不出，记不住，本拼读教材经过多年研发，总结了一套英语拼读的秘密，它根据英文字母自然形成的一种发音规则，教授孩子英文字母与语音间的对应关系。因为作者发现在初级英语中 70% 的单词在拼读时都是有规律可循的。一旦孩子们学习了这种不用音标的发音规律就可以很快学会拼读不认识的单词，而单词组成短语，短语组成句子，所以单词是英语的基础，那么孩子们掌握了单词的拼读方法，也就为日后英语的学习打下了良好的基础，因此本教材也成为了许多欧美国家孩子的必修课程。全套系列教材特点如下：

1. 英文字母当中辅音的发音大多非常有规律，英语的发音共有 41 个，学会 21 个辅音的发音，即学会一半的英语发音。因此辅音是进入拼读世界的重要一步。

2. 英文字母当中元音的发音变化多，较不规则，先学会基本的 5 个短元音，结合 21 个辅音，孩子就能试着拼读出许多英语单词。短元音的练习是进入拼读世界的第二步。

3. 更多的元音组合练习，让孩子悠游在字母拼读的世界。加上辅音的混合音，孩子的拼读能力，更上一层楼。

4. 学会短元音之后，本课程将教孩子练习长元音，掌握一个简单的发音规则，感受长元音拼读单词的轻松和有趣；学习更多的元音组合，让孩子更有自信达到见词能读、听音能写的效果。

# Contents

Unit 1 <b>bl br</b> .....	1	Unit 14 <b>ll rr tt</b> .....	35
Unit 2 <b>cl cr</b> .....	3	Unit 15 <b>kn wr mb</b> .....	37
Unit 3 <b>fl fr</b> .....	5	Unit 16 <b>soft c cec icy</b> .....	39
Review 1.....	7	Unit 17 <b>soft g ge gi gy</b> .....	41
Unit 4 <b>gl gr</b> .....	9	Review 5.....	43
Unit 5 <b>pl pr</b> .....	11	Unit 18 <b>ar or</b> .....	45
Unit 6 <b>dr tr</b> .....	13	Unit 19 <b>ir ur</b> .....	47
Review 2.....	15	Unit 20 <b>er or</b> .....	49
Unit 7 <b>sc sk</b> .....	17	Unit 21 <b>ou ow</b> .....	51
Unit 8 <b>sl sp</b> .....	19	Review 6.....	53
Unit 9 <b>sm sn</b> .....	21	Unit 22 <b>Schwa a eiou</b> .....	55
Review 3.....	23	Unit 23 <b>o ou says 'u'</b> .....	57
Unit 10 <b>st st</b> .....	25	Unit 24 <b>oi oy all aw</b> .....	59
Unit 11 <b>sw tw</b> .....	27	Unit 25 <b>air are</b> .....	61
Unit 12 <b>ing ong</b> .....	29	Unit 26 <b>silent a t</b> .....	63
Review 4.....	31	Review 7.....	65
Unit 13 <b>le el</b> .....	33	附录： <b>单词表</b> .....	67

# Unit 1 bl br


A. Look, listen, and say. 

1



blue

2




black

3



brush

4



bridge

B. Read the words.

bl+-

bl-  
↓

blind

blink

block

bless

blackboard

br+-

br-  
↓

brown

brain

break

brave

bread

bl+-

bl-  
↓

blast

blow

blog

blade

bloom

**C. Listen and write.** 

1 \_\_\_\_\_  
-----  
\_\_\_\_\_  
\_\_\_\_\_

2 \_\_\_\_\_  
-----  
\_\_\_\_\_  
\_\_\_\_\_

3 \_\_\_\_\_  
-----  
\_\_\_\_\_  
\_\_\_\_\_

4 \_\_\_\_\_  
-----  
\_\_\_\_\_  
\_\_\_\_\_

5 \_\_\_\_\_  
-----  
\_\_\_\_\_  
\_\_\_\_\_

6 \_\_\_\_\_  
-----  
\_\_\_\_\_  
\_\_\_\_\_

**D. Read and write.**

1. He cleans his teeth with the \_\_\_\_\_.
2. There is a \_\_\_\_\_ on the river.
3. There are some \_\_\_\_\_ chocolates.

**E. Read and listen, then read again.** 

1. Black and brown.
2. Black and brown.
3. Blue, black and brown.
4. There is a black block.
5. There isn't a blue brush.
6. There is some brown bread.
7. There are many things.



# Unit 2 cl cr

A. Look, listen, and say. 

1



clock

2



class

3



crayon

4



cry

B. Read the words.

cl+-



cl-

clever  
click  
close  
clean  
clothing

cr+-



cr-

crop  
cross  
crew  
crazy  
cream

cr+-



cr-

crow  
crib  
crab  
craft  
crime

**C. Listen and write.** 

1 \_\_\_\_\_  
-----  
\_\_\_\_\_  
\_\_\_\_\_

2 \_\_\_\_\_  
-----  
\_\_\_\_\_  
\_\_\_\_\_

3 \_\_\_\_\_  
-----  
\_\_\_\_\_  
\_\_\_\_\_

4 \_\_\_\_\_  
-----  
\_\_\_\_\_  
\_\_\_\_\_

5 \_\_\_\_\_  
-----  
\_\_\_\_\_  
\_\_\_\_\_

6 \_\_\_\_\_  
-----  
\_\_\_\_\_  
\_\_\_\_\_

**D. Read and write.**

1. I use \_\_\_\_\_ to draw a rainbow on paper.
2. He often sleep in \_\_\_\_\_.
3. There is a \_\_\_\_\_ on the wall.
4. Children always \_\_\_\_\_ for sad things.

**E. Read and listen, then read again.** 

Crazy Crab and Clever Crocodile get up at seven o'clock. The Crazy Crab are cleaning the clock. The Clever Crocodile are having breakfast.



# Unit 3 fl fr

A. Look, listen, and say. 

1



flower

2



floor

3



fruit

4



fridge

B. Read the words.

fl+-



fl-

fly  
flag  
flavor  
flash  
flood

fr+-



fr-

free  
fresh  
frog  
friend  
French

fl+-



fl-

flu  
flow  
float  
flame  
flask

**C. Listen and write.** 

1 \_\_\_\_\_  
-----  
\_\_\_\_\_  
\_\_\_\_\_

2 \_\_\_\_\_  
-----  
\_\_\_\_\_  
\_\_\_\_\_

3 \_\_\_\_\_  
-----  
\_\_\_\_\_  
\_\_\_\_\_

4 \_\_\_\_\_  
-----  
\_\_\_\_\_  
\_\_\_\_\_

5 \_\_\_\_\_  
-----  
\_\_\_\_\_  
\_\_\_\_\_

6 \_\_\_\_\_  
-----  
\_\_\_\_\_  
\_\_\_\_\_

**D. Read and write.**

1. The \_\_\_\_\_ s are beautiful.
2. The \_\_\_\_\_ is very clean.
3. The \_\_\_\_\_ is fresh.
4. The \_\_\_\_\_ is very useful.

**E. Read and listen, then read again.** 

Fly and Frog are friends. They are playing on a Friday. Fly brings fruit. Frog brings flowers. Frog and Fly are now good friends.

# Review 1

## A. Write in the missing letters.



\_\_\_ ack



\_\_\_ ush



\_\_\_ ock



\_\_\_ ayon



\_\_\_ uit



\_\_\_ ower



\_\_\_ oor



\_\_\_ y

## B. Listen and circle.

1. block      break

2. close      cross

3. blind      bread

4. clean      cream

5. frog      flag

6. fresh      flash

## C. Listen, write and read.

1. \_\_\_\_\_ school \_\_\_\_\_ .

2. \_\_\_\_\_ eat \_\_\_\_\_ candy.

3. \_\_\_\_\_ wood.

4. \_\_\_\_\_ birthday \_\_\_\_\_ coming \_\_\_\_\_ .

D. Read, listen then sing.

Blue, blue bird, blue, blue bird.

What do you say?

I say bl,

Blue, blue bird.

Crazy, crazy crab, crazy, crazy crab.

What do you say?

I say cr,

Crazy, crazy crab.

Fresh, fresh flower, fresh flower.

What do you say!

I say fl,

Fresh, fresh flower.



# Unit 4 gl gr

A. Look, listen, and say. 

1



gloves

2




glass

3



grass

4



grape

B. Read the words.

gl+-



gl-

glue

glad

glide

gloat

England

gr+-



gr-

green

great

ground

grow

group

gr+-



gr-

grey

grade

greet

groom

grand

**C. Listen and write.** 

1 \_\_\_\_\_  
-----  
\_\_\_\_\_  
\_\_\_\_\_

2 \_\_\_\_\_  
-----  
\_\_\_\_\_  
\_\_\_\_\_

3 \_\_\_\_\_  
-----  
\_\_\_\_\_  
\_\_\_\_\_

4 \_\_\_\_\_  
-----  
\_\_\_\_\_  
\_\_\_\_\_

5 \_\_\_\_\_  
-----  
\_\_\_\_\_  
\_\_\_\_\_

6 \_\_\_\_\_  
-----  
\_\_\_\_\_  
\_\_\_\_\_

**D. Read and write.**

1. Wear your \_\_\_\_\_ . It's cold.
2. There are a lot of sheep on the \_\_\_\_\_ .
3. His favorite fruit is \_\_\_\_\_ .
4. He pours the milk into the \_\_\_\_\_ .

**E. Read and listen, then read again.** 

Glen has a green grasshopper in a glass. Glen sees grasshopper is hopping out of the glass. The green grasshopper is glad to be out of the glass.



# Unit 5 pl pr

A. Look, listen, and say. 

1



player

2



plant

3



price

4



present

B. Read the words.

pl+-



pl-

place  
plane  
plate  
please  
playground

pr+-



pr-

prize  
print  
pride  
pretty  
princess

pl+-



pl-

plus  
play  
plan  
planet  
plastic

C. Listen and write. 

1 \_\_\_\_\_  
-----  
\_\_\_\_\_  
\_\_\_\_\_

2 \_\_\_\_\_  
-----  
\_\_\_\_\_  
\_\_\_\_\_

3 \_\_\_\_\_  
-----  
\_\_\_\_\_  
\_\_\_\_\_

4 \_\_\_\_\_  
-----  
\_\_\_\_\_  
\_\_\_\_\_

5 \_\_\_\_\_  
-----  
\_\_\_\_\_  
\_\_\_\_\_

6 \_\_\_\_\_  
-----  
\_\_\_\_\_  
\_\_\_\_\_

D. Read and write.

1. He wants to be a football \_\_\_\_\_ .
2. There are many kinds of \_\_\_\_\_ s in the garden.
3. The \_\_\_\_\_ is too high for him.
4. There is a little \_\_\_\_\_ for her birthday.

E. Read and listen, then read again. 

I plan to plant some flowers on the playground. Please help me plant the flowers, and you will get a present for the plant project.

# Unit6 dr tr

A. Look, listen, and say. 

1



drink

2



dragon

3



truck

4



tree

B. Read the words.

tr+-



tr-

trip  
try  
train  
true  
traffic

dr+-



dr-

draw  
dress  
drop  
drum  
dream

dr+-



dr-

dry  
drug  
drain  
drive  
draft