

REVIEW YOUR ENGLISH

Listener's Guide
for
REVIEW YOUR ENGLISH
Radio Lessons

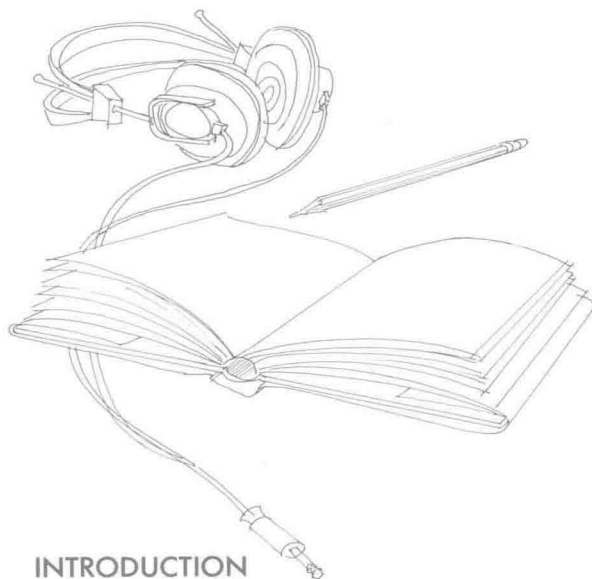
Booklet 3
(Lessons 25 - 39)

Book design by
Joyce R. Manes

Art work by
Constance L. Grace

U. S. Information Agency
Washington, D. C.

1969



INTRODUCTION

REVIEW YOUR ENGLISH is a series of lessons on recorded tape designed to help you review and improve your knowledge of English. We assume you have already studied English in school or in your spare time with a tutor. Perhaps you have studied English for one year, perhaps for a number of years. But everyone can profit from a review of the basic grammar of a language. This Listener's Guide for **REVIEW YOUR ENGLISH** will assist your study by providing you with a variety of material to illustrate each lesson.

In this series you will have plenty of opportunity to listen to English spoken correctly, as well as to speak it yourself. You will be asked to listen and repeat what you hear, and respond in other ways, too—answering questions and participating in drills and in conversations. Often you will be helped to know whether your response is right or wrong because you will hear a voice on the tape giving the correct response.

Please look at the next page. The three friendly faces you see there are your guides. They will tell you when to listen, when to listen and repeat, and when to listen and respond. As you listen to the lessons, please follow along in your Listener's Guide. Be sure you are looking at the right page. Sometimes you will see the word *Optional* on the side of the page. This means that part of the lesson printed in this Listener's Guide may possibly not be on the recorded tape you are listening to. If it is not, turn over the page to the next new material and continue studying.

We hope that you will enjoy learning English with these lessons.

In this series you will **listen** to English
spoken correctly



You will be asked to **listen and repeat**
what you hear



and to **respond** in other ways:

- answering questions,
- participating in drills and in
conversations



Contents

Unit 9	
Lesson 25	Page 1
Lesson 26	14
Lesson 27	22
Unit 10	
Lesson 28	30
Lesson 29	42
Lesson 30	52
Unit 11	
Lesson 31	60
Lesson 32	71
Lesson 33	82
Unit 12	
Lesson 34	91
Lesson 35	102
Lesson 36	113
Unit 13	
Lesson 37	121
Lesson 38	133
Lesson 39	142
Index to Grammar Points	151

REVIEW YOUR ENGLISH

UNIT 9

Lesson 25

Visiting Speakers:



Mrs. Sanders
a woman from
Richmond, Virginia



Mr. House
a visitor from
the North

Regular Speakers:



Pat

and



Bob




DIALOG



Listen:

Mrs. Sanders and Mr. House are having a conversation about interesting places to visit in the South.



WORD STUDY



WILLIAMSBURG, VA.

PRONUNCIATION



Listen

house = [haus]

out = [aʊt]

I = [aɪ]

nice = [naɪs]

five = [faɪv]

house = [heʊs]

out = [eʊt]

I = [ɑ: or ɑ:i]

nice = [na:ɪs]

five = [fa:v]

Listen & repeat:



DIALOG PRACTICE

1

Mr. House

you've enjoyed your visit

you've enjoyed your visit, Mr. House

I hope

I hope you've enjoyed your visit, Mr. House.

2

so many nice people here

I've met

I've met so many nice people here.

Thank you.

Thank you. I've met so many nice people here.

3

to Williamsburg

a trip

a trip to Williamsburg

Have you made

Have you made a trip to Williamsburg?

4

I haven't

No


No, I haven't.



Listen again:



Now listen & repeat:



PRACTICE YOUR GRAMMAR



Listen to the examples:

She has seen
Williamsburg
before.



I have met so many
nice people here.



DRILL 1



Listen & repeat:

I	have	met so many nice people here.
She	has	seen Williamsburg before.
She		seen Williamsburg before.
He		been in Paris.
He		been in Paris.
They	have	studied French.
You		been here before.
We		already spoken to them.



Listen:

Simple Past Tense		
I	met	so many nice people yesterday.
They	studied	French last year.
We	spoke	to them last week.

Present Perfect Tense		
I	have met	so many nice people here.
They	have studied	French.
We	have already spoken	to them.



Listen to the examples:

Shortened Form

I've	met	so many nice people here.
They've	studied	French.
We've	already spoken	to them.

DRILL

2



Listen & repeat:

I've	met	so many nice people here.
She's	been	to Williamsburg before.
He's	been	in Paris.
They've	studied	French.
You've	been	here before.
We've	already spoken	to them.

DRILL 3



Listen, then respond with the shortened form:



Grammar Point 2



Listen to the examples:

STATEMENT:	She's seen	Williamsburg before
QUESTION:	Has she seen	?
STATEMENT:	You've been	here before
QUESTION:	Have you been	?

DRILL 4



Listen, then respond:

She's seen Williamsburg before.

You've been here before.

He's been in Paris.

They've studied French.

Benjamin Franklin:

VISITS SHOULD BE SHORT, LIKE A WINTER'S DAY

Grammar Point 3



Listen to the examples:



DRILL 5




Listen & repeat:

Yes, she	has.
Yes, he	

Yes, I	have.
Yes, we	
Yes, you	
Yes, they	



Listen to the examples:



DRILL 6




Listen & repeat:

HAS + NOT → HASN'T
HAVE + NOT → HAVEN'T

No, she	hasn't.	No, I	haven't.
No, he		No, we	
		No, you	
		No, they	



Listen to the examples:



DRILL 7



LISTEN to the question and **CUE WORD** **RESPOND** with a short answer

Has she seen Williamsburg before?	Yes		Yes, she has.
Has she seen Williamsburg before?	No		No, she hasn't.
Has he been in Paris?	No		No,
Have they studied French?	Yes	→
Has he been in Paris?	Yes	
Have they studied French?	No	

In our next lesson you will hear more from



Mrs. Sanders

and



Mr. House

END OF LESSON 25