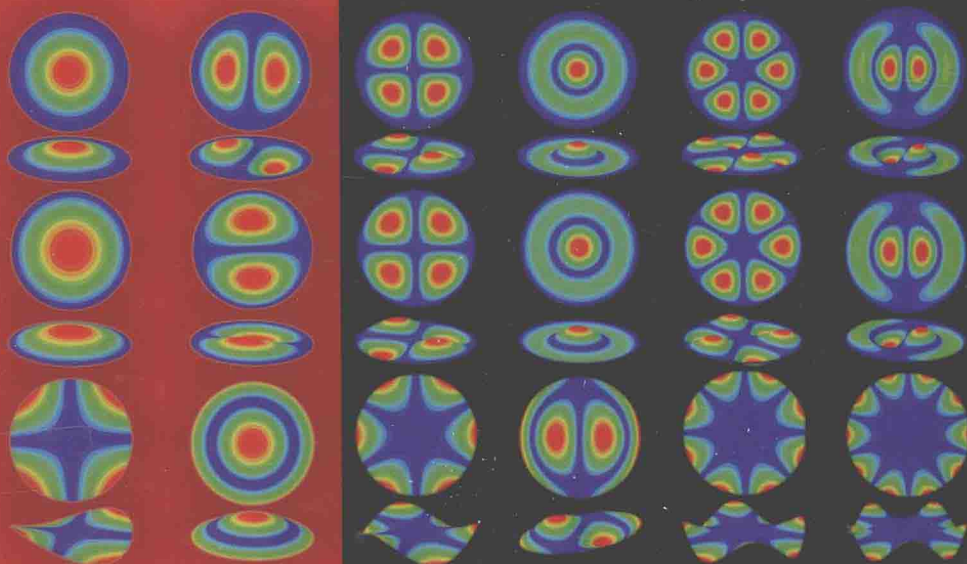


STRUCTURAL VIBRATION

Exact Solutions for
Strings, Membranes,
Beams, and Plates



C.Y. Wang and C.M. Wang



CRC Press
Taylor & Francis Group

STRUCTURAL VIBRATION

**Exact Solutions for
Strings, Membranes,
Beams, and Plates**

C.Y. Wang and C.M. Wang



CRC Press

Taylor & Francis Group

Boca Raton London New York

CRC Press is an imprint of the
Taylor & Francis Group, an informa business

CRC Press
Taylor & Francis Group
6000 Broken Sound Parkway NW, Suite 300
Boca Raton, FL 33487-2742

© 2014 by Taylor & Francis Group, LLC
CRC Press is an imprint of Taylor & Francis Group, an Informa business

No claim to original U.S. Government works

Printed on acid-free paper
Version Date: 20130703

International Standard Book Number-13: 978-1-4665-7684-1 (Hardback)

This book contains information obtained from authentic and highly regarded sources. Reasonable efforts have been made to publish reliable data and information, but the author and publisher cannot assume responsibility for the validity of all materials or the consequences of their use. The authors and publishers have attempted to trace the copyright holders of all material reproduced in this publication and apologize to copyright holders if permission to publish in this form has not been obtained. If any copyright material has not been acknowledged please write and let us know so we may rectify in any future reprint.

Except as permitted under U.S. Copyright Law, no part of this book may be reprinted, reproduced, transmitted, or utilized in any form by any electronic, mechanical, or other means, now known or hereafter invented, including photocopying, microfilming, and recording, or in any information storage or retrieval system, without written permission from the publishers.

For permission to photocopy or use material electronically from this work, please access www.copyright.com (<http://www.copyright.com/>) or contact the Copyright Clearance Center, Inc. (CCC), 222 Rosewood Drive, Danvers, MA 01923, 978-750-8400. CCC is a not-for-profit organization that provides licenses and registration for a variety of users. For organizations that have been granted a photocopy license by the CCC, a separate system of payment has been arranged.

Trademark Notice: Product or corporate names may be trademarks or registered trademarks, and are used only for identification and explanation without intent to infringe.

Visit the Taylor & Francis Web site at
<http://www.taylorandfrancis.com>

and the CRC Press Web site at
<http://www.crcpress.com>

Preface

There is a staggering number of research studies on the vibration of structures. Based on a simple search using the Science Citation Index, the numbers of references associated with the following words are 1,000 for “vibration and string,” 2,000 for “vibration and membrane,” 7,000 for “vibration and plate,” and 16,000 for “vibration and beam, bar or rod.” This clearly illustrates the importance of the subject of free and forced vibrations for analysis and design of structures and machines.

The free vibration of a structural member eventually ceases due to energy dissipation, either from the material strains or from the resistance of the surrounding fluid. The frequency of such a system will be lowered by damping. But since damping also causes the amplitude to decay, the resonance with a forced excitation of a strongly damped system will not be as important as the weakly damped system. In this book, we shall consider the undamped system, which models the weakly damped system, and only focus on the exact solutions for free transverse vibration of strings, bars, membranes, and plates because these solutions elucidate the intrinsic, fundamental, and unexpected features of the solutions. They also serve as benchmarks to assess the validity, convergence, and accuracy of numerical methods and approximate analytical methods. We define exact solutions to mean solutions in terms of known functions as well as those solutions determined from exact characteristic equations. However, this book will not cover longitudinal in-plane/translational vibrations, shear waves, torsional oscillations, infinite domains (wave propagation), discrete systems (such as linked masses), and frames. The exact solutions for a wide range of differential equations are useful to academics teaching differential equations, as they may draw the practical problems associated with the differential equations.

There are seven chapters in this book. Chapter 1 gives the introduction to structural vibration and the importance of the natural frequencies in design. Chapter 2 presents the vibration solutions for strings. Chapter 3 presents the vibration solutions for membranes. Chapter 4 deals with vibration of bars and beams. Chapter 5 gives the vibration solutions for isotropic plates with uniform thickness. Chapter 6 deals with plates with complicating effects such as the presence of in-plane forces, internal spring support, internal hinge, elastic foundation, and nonuniform thickness distribution. Chapter 7 presents vibration solutions for nonisotropic plates, such as orthotropic, sandwich, laminated, and functionally graded plates.

Owing to the vastness of the literature, there may be relevant papers that escaped our search in the Science Citation Index. To these authors, we offer our sincere apology. Such omissions shall be rectified in a future edition.

Finally, we wish to express our thanks to Dr. Tay Zhi Yung and Mr. Ding Zhiwei of the National University of Singapore for checking the manuscript and plotting the vibration mode shapes and also to Dr. Liu Bo of The Solid Mechanics Research Centre, Beihang University, China, for contributing the sections on rectangular isotropic and orthotropic Mindlin plates.

C. Y. Wang and C. M. Wang

About the Authors

C. Y. Wang is a professor in the Department of Mathematics with a joint appointment in mechanical engineering at the Michigan State University, East Lansing, Michigan. He obtained his BS from Taiwan University and PhD from Massachusetts Institute of Technology. Prof. Wang has published about 170 papers in solid mechanics (elastica, torsion, buckling, and vibrations of structural members), 170 papers in fluid mechanics (exact Navier-Stokes solutions, Stokes flow, unsteady viscous flow), and 120 papers in other areas (biological, thermal, electromechanics). Prof. Wang wrote a monograph *Perturbation Methods* (Taiwan University Press) and is a coauthor of *Exact Solutions for Buckling of Structural Members* (CRC Press). He has served as a technical editor for *Applied Mechanics Reviews*.

C. M. Wang is a professor in the Department of Civil and Environmental Engineering and the director of the Engineering Science Programme, Faculty of Engineering, National University of Singapore. He is a chartered structural engineer, a fellow of the Singapore Academy of Engineering, a fellow of the Institution of Engineers Singapore, and a fellow of the Institution of Structural Engineers. His research interests are in the areas of structural stability, vibration, optimization, plated structures, and Mega-Floats. He has published more than 400 scientific publications, co-edited three books, *Analysis and Design of Plated Structures: Stability and Dynamics: Volumes 1 and 2* (Woodhead Publishing) and *Very Large Floating Structures* (Taylor & Francis) and co-authored three books: *Vibration of Mindlin Plates* (Elsevier), *Shear Deformable Beams and Plates: Relationships with Classical Solutions* (Elsevier), and *Exact Solutions for Buckling of Structural Members* (CRC Press). He is the editor-in-chief of the *International Journal of Structural Stability and Dynamics* and the *IES Journal Part A: Civil and Structural Engineering* and an editorial board member of *Engineering Structures*, *Advances in Applied Mathematics and Mechanics*, *Ocean Systems Engineering*, and *International Journal of Applied Mechanics*.

Contents

Preface.....	xi
About the Authors.....	xiii
Chapter 1 Introduction to Structural Vibration.....	1
1.1 What is Vibration?.....	1
1.2 Brief Historical Review on Vibration of Strings, Membranes, Beams, and Plates.....	2
1.3 Importance of Vibration Analysis in Structural Design	4
1.4 Scope of Book	6
References	6
Chapter 2 Vibration of Strings.....	9
2.1 Introduction	9
2.2 Assumptions and Governing Equations for Strings	9
2.3 Boundary Conditions.....	10
2.4 Constant Property String.....	11
2.5 Two-Segment Constant Property String.....	12
2.5.1 Different Densities	13
2.5.2 A Mass Attached on the Span.....	16
2.5.3 A Supporting Spring on the Span	18
2.6 Transformation for Nonuniform Tension and Density	18
2.7 Constant Tension and Variable Density.....	20
2.7.1 Power Law Density Distribution	20
2.7.2 Exponential Density Distribution.....	22
2.8 Variable Tension and Constant Density.....	25
2.8.1 Vertical String Fixed at Both Ends	26
2.8.2 Vertical String with Sliding Spring on Top and a Free Mass at the Bottom.....	28
2.9 Free-Hanging Nonuniform String	30
2.10 Other Combinations	31
References	31
Chapter 3 Vibration of Membranes.....	33
3.1 Introduction	33
3.2 Assumptions and Governing Equations	33
3.3 Constant Uniform Normal Stress and Constant Density	34
3.3.1 Rectangular Membrane	34
3.3.2 Three Triangular Membranes	35

- 3.3.3 Circular and Annular Membranes..... 38
 - 3.3.4 Circular Sector Membrane and Annular Sector Membrane..... 40
- 3.4 Two-Piece Constant-Property Membranes..... 42
 - 3.4.1 Two-Piece Rectangular Membrane 42
 - 3.4.2 Two-Piece Circular Membrane 44
- 3.5 Nonhomogeneous Membranes 47
 - 3.5.1 Rectangular Membrane with Linear Density Distribution..... 49
 - 3.5.2 Rectangular Membrane with Exponential Density Distribution 51
 - 3.5.3 Nonhomogeneous Circular or Annular Membrane.... 52
 - 3.5.3.1 Power Law Density Distribution..... 52
 - 3.5.3.2 A Special Annular Membrane..... 58
- 3.6 Hanging Membranes 60
 - 3.6.1 Membrane with a Free, Weighted Bottom Edge 61
 - 3.6.2 Vertical Membrane with All Sides Fixed..... 63
- 3.7 Discussion..... 66
- References 68

- Chapter 4** Vibration of Beams 71
 - 4.1 Introduction 71
 - 4.2 Assumptions and Governing Equations 71
 - 4.3 Single-Span Constant-Property Beam..... 73
 - 4.3.1 General Solutions 73
 - 4.3.2 Classical Boundary Conditions with Axial Force..... 75
 - 4.3.3 Elastically Supported Ends 82
 - 4.3.4 Cantilever Beam with a Mass at One End 83
 - 4.3.5 Free Beam with Two Masses at the Ends..... 84
 - 4.4 Two-Segment Uniform Beam..... 85
 - 4.4.1 Beam with an Internal Elastic Support 86
 - 4.4.2 Beam with an Internal Attached Mass..... 89
 - 4.4.3 Beam with an Internal Rotational Spring 93
 - 4.4.4 Stepped Beam..... 95
 - 4.4.5 Beam with a Partial Elastic Foundation..... 99
 - 4.5 Nonuniform Beam 109
 - 4.5.1 Bessel-Type Solutions..... 110
 - 4.5.1.1 The Beam with Linear Taper..... 113
 - 4.5.1.2 Two-Segment Symmetric Beams with Linear Taper..... 114
 - 4.5.1.3 Linearly Tapered Cantilever with an End Mass..... 116
 - 4.5.1.4 Other Bessel-Type Solutions..... 122
 - 4.5.2 Power-Type Solutions 122

4.5.2.1	Results for $m = 6, n = 2$	128
4.5.2.2	Results for $m = 8, n = 4$	128
4.5.3	Isospectral Beams and the $m = 4, n = 4$ Case	130
4.5.4	Exponential-Type Solutions.....	133
4.6	Discussion.....	136
	References	137
Chapter 5	Vibration of Isotropic Plates.....	139
5.1	Introduction	139
5.2	Governing Equations and Boundary Conditions for Vibrating Thin Plates	139
5.3	Exact Vibration Solutions for Thin Plates	141
5.3.1	Rectangular Plates with Four Edges Simply Supported	141
5.3.2	Rectangular Plates with Two Parallel Sides Simply Supported.....	142
5.3.3	Rectangular Plates with Clamped but Vertical Sliding Edges.....	151
5.3.4	Triangular Plates with Simply Supported Edges	155
5.3.5	Circular Plates	157
5.3.6	Annular Plates	160
5.3.7	Annular Sector Plates.....	161
5.4	Governing Equations and Boundary Conditions for Vibrating Thick Plates.....	172
5.5	Exact Vibration Solutions for Thick Plates	184
5.5.1	Polygonal Plates with Simply Supported Edges.....	184
5.5.2	Rectangular Plates.....	185
5.5.3	Circular Plates	197
5.5.4	Annular Plates	200
5.5.5	Sectorial Plates	201
5.6	Vibration of Thick Rectangular Plates Based on 3-D Elasticity Theory	209
	References	211
Chapter 6	Vibration of Plates with Complicating Effects.....	215
6.1	Introduction	215
6.2	Plates with In-Plane Forces	215
6.2.1	Rectangular Plates with In-Plane Forces	215
6.2.1.1	Analogy with Beam Vibration.....	217
6.2.1.2	Plates with Free Vertical Edge	218
6.2.2	Circular Plates with In-Plane Forces.....	221
6.3	Plates with Internal Spring Support	224
6.3.1	Rectangular Plates with Line Spring Support.....	225

	6.3.1.1	Case 1: All Sides Simply Supported.....	226
	6.3.1.2	Case 2: Both Horizontal Sides Simply Supported and Both Vertical Sides Clamped.....	227
	6.3.2	Circular Plates with Concentric Spring Support.....	227
	6.3.2.1	Case 1: Plate Is Simply Supported at the Edge	229
	6.3.2.2	Case 2: Plate Is Clamped at the Edge	229
	6.3.2.3	Case 3: Free Plate with Support.....	231
6.4		Plates with Internal Rotational Hinge	232
	6.4.1	Rectangular Plates with Internal Rotational Hinge	232
	6.4.1.1	Case 1: All Sides Simply Supported.....	233
	6.4.1.2	Case 2: Two Parallel Sides Simply Supported, with a Midline Internal Rotational Spring Parallel to the Other Two Clamped Sides	233
	6.4.2	Circular Plates with Concentric Internal Rotational Hinge	233
	6.4.2.1	Case 1: Plate Is Simply Supported at the Edge	235
	6.4.2.2	Case 2: Plate Is Clamped at the Edge	235
	6.4.2.3	Case 3: Plate Is Free at the Edge	236
6.5		Plates with Partial Elastic Foundation.....	236
	6.5.1	Plates with Full Foundation	237
	6.5.2	Rectangular Plates with Partial Foundation.....	238
	6.5.3	Circular Plates with Partial Foundation	238
	6.5.3.1	Case 1: Plate Is Simply Supported at the Edge	240
	6.5.3.2	Case 2: Plate Is Clamped at the Edge	240
	6.5.3.3	Case 3: Plate Is Free at the Edge	240
6.6		Stepped Plates.....	241
	6.6.1	Stepped Rectangular Plates.....	241
	6.6.1.1	Case 1: Plate Is Simply Supported on All Sides.....	244
	6.6.1.2	Case 2: Plate Is Simply Supported on Opposite Sides and Clamped on Opposite Sides	244
	6.6.2	Stepped Circular Plates	245
	6.6.2.1	Case 1: Circular Plate with Simply Supported Edge.....	247
	6.6.2.2	Case 2: Circular Plate with Clamped Edge	247
	6.6.2.3	Case 3: Circular Plate with Free Edge	247

6.7	Variable-Thickness Plates.....	249
6.7.1	Case 1: Constant Density with Parabolic Thickness.....	251
6.7.2	Case 2: Parabolic Sandwich Plate	252
6.8	Discussion.....	252
	References	253

Chapter 7	Vibration of Nonisotropic Plates	255
7.1	Introduction	255
7.2	Orthotropic Plates.....	255
7.2.1	Governing Vibration Equation	255
7.2.2	Principal Rigidities for Special Orthotropic Plates ...	258
7.2.2.1	Corrugated Plates.....	258
7.2.2.2	Plate Reinforced by Equidistant Ribs/Stiffeners	259
7.2.2.3	Steel-Reinforced Concrete Slabs	260
7.2.2.4	Multicell Slab with Transverse Diaphragm	261
7.2.2.5	Voided Slabs	261
7.2.3	Simply Supported Rectangular Orthotropic Plates	262
7.2.4	Rectangular Orthotropic Plates with Two Parallel Sides Simply Supported	262
7.2.4.1	Two Parallel Edges (i.e., $y = 0$ and $y = b$) Simply Supported, with Simply Supported Edge $x = 0$ and Free Edge $x = a$ (designated as SSSF plates).....	264
7.2.4.2	Two Parallel Edges (i.e., $y = 0$, and $y = b$) Simply Supported, with Clamped Edge $x = 0$ and Free Edge $x = a$ (designated as SCSF plates)	264
7.2.4.3	Two Parallel Edges (i.e., $y = 0$ and $y = b$) Simply Supported, with Clamped Edges $x = 0$ and $x = a$ (designated as SCSC plates).....	265
7.2.4.4	Two Parallel Edges (i.e., $y = 0$ and $y = b$) Simply Supported, with Clamped Edge $x = 0$ and Simply Supported Edge $x = a$ (designated as SCSS plates).....	265
7.2.4.5	Two Parallel Edges (i.e., $y = 0$ and $y = b$) Simply Supported, with Free Edges $x = 0$ and $x = a$ (designated as SFSF plates)	265

7.2.5	Rectangular Orthotropic Thick Plates	265
7.2.6	Circular Polar Orthotropic Plates.....	279
7.3	Sandwich Plates.....	280
7.4	Laminated Plates	281
7.5	Functionally Graded Plates	286
7.6	Concluding Remarks	289
	References	290
	Index	291

1 Introduction to Structural Vibration

1.1 WHAT IS VIBRATION?

Vibration may be regarded as any motion that repeats itself after an interval of time, or one may define vibrations as oscillations of a system about a position of equilibrium (Kelly 2007). Examples of vibratory motion include the swinging of a pendulum, the motion of a plucked guitar string, tidal motion, the chirping of a male cicada by rubbing its wings, the flapping of airplane wings in turbulence, the soothing motion of a massage chair, or the swaying of a slender tall building due to wind or an earthquake.

The key parameters in describing vibration are amplitude, period, and frequency. The amplitude of vibration is the maximum displacement of a vibrating particle or body from its position of equilibrium, and this is related to the applied energy. The period is the time taken for one complete cycle of the motion. The frequency is the number of cycles per unit time or the reciprocal of the period. The angular (or circular) frequency is the product of the frequency and 2π , and hence its unit is radians per unit time.

Vibrations may be classified as either *free vibration* or *forced vibration*. Free vibration takes place when a system oscillates under the action of forces inherent within the system itself—when externally imposed forces are absent. A system under free vibration will vibrate at one or more of its natural frequencies, which are dependent on the mass and stiffness distributions as well as the boundary conditions. In contrast, forced vibration occurs when an external periodic force is applied to the system.

When the effects of friction can be neglected, the vibrations are referred to as undamped. Realistically, all vibrations are damped to some degree. If a free vibration is only slightly damped, its amplitude gradually decreases until the motion comes to an end after a certain time. If the damping is sufficiently large, vibration is suppressed, and the system then quickly regains its original equilibrium position. A damped forced vibration is maintained so long as the periodic force that causes the vibration is applied. The amplitude of the vibration is affected by the magnitude of the damping forces.

From an energy viewpoint, vibration may be defined as a phenomenon that involves alternating interchange of potential energy and kinetic energy. If the system is damped, then some energy is dissipated in each cycle of the vibration, and the vibratory motion will ultimately come to an end. If a steady motion of vibration is to be maintained, then the energy dissipated due to damping has to be compensated by an external source.

1.2 BRIEF HISTORICAL REVIEW ON VIBRATION OF STRINGS, MEMBRANES, BEAMS, AND PLATES

According to Rao (1986, 2005), it is likely that the interest in vibration dates back to the time of the discovery of early musical instruments such as whistles, strings, or drums, which produce sound from vibration. Drawings of stringed instruments have been found on the walls of Egyptian tombs that were built around 3000 BC.

In the course of seeking why some notes sounded more pleasant than others, the Greek mathematician and philosopher Pythagoras (582–507 BC) conducted experiments on vibrating strings, and he observed that the pitch of the note (the frequency of the sound) was dependent on the tension and length of the string. Galileo (1638), the Italian physicist and astronomer, took measurements to establish a relationship between the length and frequency of vibration for a simple pendulum and for strings; he also observed the resonance of two connecting bodies. Marinus Mersenne (1636), a French mathematician and theologian, also studied the behavior of vibrating strings. English scientist Robert Hooke (1635–1703) and French mathematician and physicist Joseph Sauveur (1653–1716) performed further studies on the relationship between the pitch and frequency of a vibrating taut string. Sauveur is noted for introducing the terms *nodes* (stationary points), *loops*, *fundamental frequency*, and *harmonics*, and he is the first scientist to record the phenomenon of *beats*.

The breakthrough in formulating the governing equations for structural vibration problems may be attributed to Sir Isaac Newton (1687), who was the first to formulate the laws of classical mechanics, and to Gottfried Leibniz (1693) as well as Newton for creating calculus. Euler (1744) and Bernoulli (1751) discovered the differential equation governing the lateral vibration of prismatic bars and investigated its solution for the case of small deflections. Lagrange (1759) also made important contributions to the theory of vibrating strings. Euler (1766) derived the equations for the vibration of rectangular membranes under uniform tension as well as for the vibration of a ring. Poisson (1829) derived the governing equation for vibrating circular membranes and gave the solutions for the axisymmetric vibration mode. Pagani (1829) worked out the nonaxisymmetric vibration solution for circular membranes. Coulomb (1784) investigated the torsional oscillations of a metal cylinder suspended by a wire.

The German physicist Chladni observed nodal patterns on flat square plates at their resonant frequencies using sand spread evenly on the plate surface. The sand formed regular patterns as the sand accumulated along the nodal lines of zero vertical displacements upon induction of vibration. Figure 1.1 shows the patterns of square plates that were originally published in Chladni's book (Chladni 1802). In 1816, Sophie Germain successfully derived the differential equation for the vibration of plates by means of calculus of variations. However, she made a mistake in neglecting the strain energy due to the twisting of the plate mid-plane. The correct version of the governing differential equation, without its derivation, was found posthumously among Lagrange's notes in 1813. Thus, Lagrange has been credited as being the first to present the correct equation for thin plates. By using trigonometric series introduced by Fourier around that time, Navier (1823) was able to readily determine the exact vibration solutions for rectangular plates with simply supported

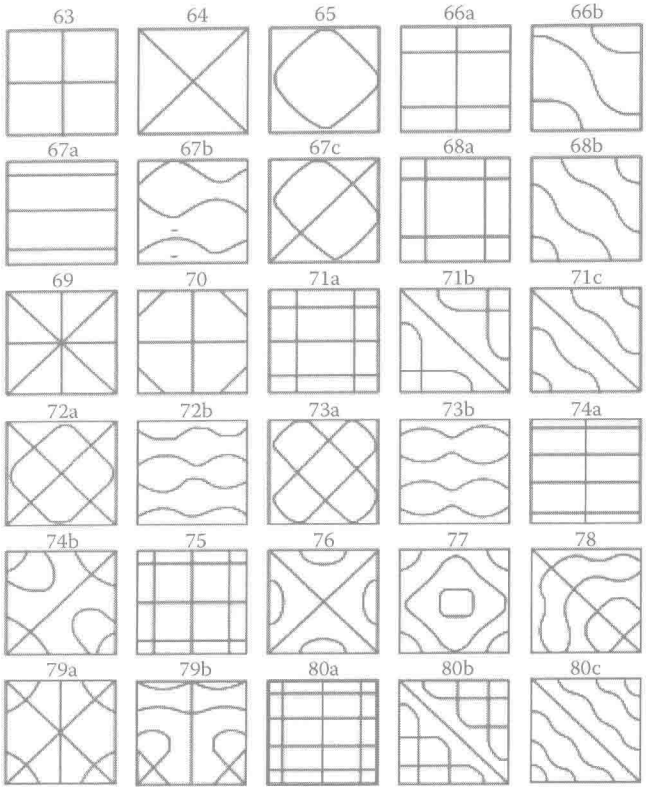


FIGURE 1.1 Chladni's original figures of vibrating square plates showing nodal lines. *Source:* <http://en.wikipedia.org/wiki/File:Chladini.Diagrams.for.Quadratic.Plates.svg>.

edges. Poisson (1829) extended Navier's work to circular plates. The extended plate theory that considered the combined bending and stretching actions of a plate has been attributed to Kirchhoff (1850). His other significant contribution is the application of a virtual displacement method for solving plate problems.

Lord Rayleigh (1877) presented a theory to explain the phenomenon of vibration that to this day is still used to determine the natural frequencies of vibrating structures. Based on the plate assumptions made by Kirchhoff (1850) and Rayleigh's theory, early researchers used analytical techniques to solve the vibration problems of plates. For example, Voigt (1893) and Carrington (1925) successfully derived the exact vibration frequency solutions for a simply supported rectangular plate and a fully clamped circular plate, respectively. Ritz (1909) was one of the early researchers to solve the problem of the freely vibrating plate, which does not have an exact solution. He demonstrated how to reduce the upper-bound frequencies by including more than a single trial (admissible) function and performing a minimization with respect to the unknown coefficients of these trial functions. The method became known as the Ritz method. Liew and Wang (1992, 1993) automated the Ritz method for analysis of arbitrarily shaped plates.

The theories of vibration of beams and plates were investigated further by Timoshenko (1921) and Mindlin (1951), and their theories allow for the effects of transverse shear deformation and rotary inertia. Other, more refined beam and plate theories that do away with the need for a shear correction factor were developed by Bickford (1982), Reddy (1984), and Reddy and Phan (1985), who employed higher-order polynomials in the expansion of the displacement components through the beam or plate thickness. Leissa (1969) produced an excellent monograph entitled "Vibration of Plates," which contains a wealth of vibration solutions for a wide range of plate shapes and boundary conditions. Originally published by NASA in 1969, Leissa's monograph was reprinted in 1993 by the Acoustical Society of America due to popular demand.

1.3 IMPORTANCE OF VIBRATION ANALYSIS IN STRUCTURAL DESIGN

When designing structures, the effect of vibration on them is a very important factor to consider. Obviously, structures used to support heavy centrifugal machines like motors and turbines are subjected to vibration. Vibration causes excessive wear of bearings, material cracking, fasteners to become loose, noise, and abrasion of insulation around electrical conductors, resulting in short circuiting (Wowk 1991). When cutting a metal, vibration can cause chatter, which affects the quality of the surface finish. Structural vibration may cause discomfort and even fear in the occupants working in the building, make it difficult to operate machinery, and cause malfunctioning of equipment.

The natural frequencies of a structure are very important to structural and mechanical engineers when designing for human comfort, structural serviceability and operational requirements, and against the occurrence of resonance. Resonance occurs when the natural frequency of the structure coincides with the excitation frequency. This resonance phenomenon has to be avoided so as to prevent excessive deformation, fatigue cracks, and even the collapse of the entire structure. For example, the spectacular collapse of the Tacoma Narrows suspension bridge (that spanned the Tacoma Narrows strait of Puget Sound between Tacoma and the Kitsap Peninsula in the U.S. state of Washington) in 1940 was a result of resonance caused by strong wind gusts. Therefore, structural engineers design their structures to have a fundamental natural frequency of vibration that satisfies a specific minimum frequency given in design codes. For instance, the American Association of State Highway and Transportation Officials (AASHTO) specifies the minimum frequency for a pedestrian bridge to be 3 Hz. For office buildings, it is recommended that the natural frequency of floor structures be kept to within 4 Hz, whereas for performance stages and dance floors, this minimum limit of natural frequency may be raised to 8.4 Hz (Technical Guidance Note 2012).

Given the undesirable and devastating effects that vibrations can have on machines and structures, vibration analysis and testing have become a standard procedure in the design of structures (Richardson and Ramsey 1981; McConnell and Varoto 2008). Vibration may be reduced by using the illustrative vibrating mechanical

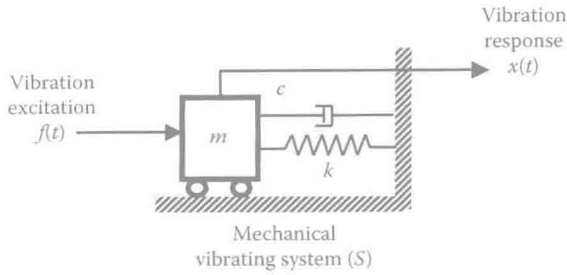


FIGURE 1.2 A vibrating mechanical system.

system shown in Figure 1.2, where the forcing excitations $f(t)$ to the mechanical system S cause the vibration response $x(t)$. The problem at hand is to suppress $x(t)$ to an acceptable level. The three general ways to do this are:

1. *Isolation.* Suppress the excitations of the vibration. This method deals with the forcing excitation $f(t)$.
2. *Design modification.* Modify or redesign the mechanical system so that for the same levels of excitation, the resulting vibrations are acceptable. This method deals with the mechanical system S , which has a mass m , stiffness k , and damping coefficient c .
3. *Control.* Absorb or dissipate the vibrations using external devices, through implicit or explicit sensing and control. This method deals with the vibration response $x(t)$.

Within each category, there are several approaches for mitigating vibration. Actually, each of these approaches needs either redesign or modification. It is to be noted that the removal of faults (e.g., misalignments and malfunctions by repair or parts replacement) can also reduce vibrations. This approach may be included in any of the three categories listed here (De Silva 2007).

In order to understand isolation well, we need to know the concept of mechanical impedance (Wowk 1991). When vibrations travel through different materials and metal interfaces, they get reduced or attenuated. With the concept of impedance, we can insert materials into the force transmission path so as to reduce the amplitude of the vibration. Generally, any material with a lower stiffness than the adjacent material will function well to attenuate the force, and it works in both directions. Mechanical springs, air springs, cork, fiberglass, polymer, and rubber are the typical isolator materials. The performance of the isolator is a function of frequency.

On the other hand, vibration can also be useful in several industrial applications. For example, compactors, vibratory conveyors, hoppers, sieves, and washing machines take advantage of vibration to do the job. More interestingly, vibrations are found to be able to improve the efficiency of certain machining, casting, forging, and welding processes. Vibration is also used in nondestructive testing of materials and structures, in vibratory finishing processes, and in electronic circuits to filter out the unwanted frequencies (Rao 1986). It is also employed in shake tables to simulate

earthquakes for testing structural designs against seismic action. Of course, most people enjoy the vibration of a massaging chair/device on their bodies.

1.4 SCOPE OF BOOK

In this book, we focus our attention on the free, harmonic, and flexural vibration of strings, membranes, beams, and plates. Damping is assumed to be small, and hence it is neglected. In each of the many structural vibration problems treated herein, we present the exact natural angular (or circular) frequencies and their accompanying mode shapes. Exact solutions are very important, as they clearly reveal the intrinsic features of the solutions and provide benchmarks to assess the validity, convergence, and accuracy of numerical solutions. Here, we define an exact solution as one that can be expressed in terms of a finite number of terms, and the proposed solution may contain elementary or common functions such as harmonic or Bessel functions. Special functions, such as hypergeometric functions, are excluded. Analytical solutions that are not exact, such as infinite series solutions and asymptotic solutions, are also excluded.

The governing differential equations of motion for the problems treated herein are obtained by using the method of elementary analysis, and the equations are solved for different boundary conditions. Analytical vibration solutions of structures with complicated geometries and boundary conditions are difficult or impossible to obtain. In such cases, numerical methods are required. However, for some cases of structural geometries and boundary conditions, it is possible to solve the differential equations exactly in a closed form. In this book, the authors present as many analytical vibration solutions as possible in one single volume for ready use by engineers, academicians, and researchers in structural dynamic analysis and design. This book addresses a variety of boundary conditions, restraints, and mass and stiffness distributions in the hope that the reader may better understand the effects of shape, restraints, and boundary conditions on vibration frequencies and mode shapes.

The numerous differential equations and their solutions presented in this book are also useful for academicians, especially when they wish to provide practical problems to the differential equations that they present to students of engineering science.

REFERENCES

- American Association of State Highway and Transportation Officials. 2012. Technical guidance note: Floor vibration. *Structural Engineer* 90 (7): 32–34.
- Bernoulli, D. 1751. De vibrationibus et sono laminarum elasticarum commentationes physico-geometricae. *Commentari Academiae Scientiarum Imperialis Petropolitanae* 13 (1741–43): 105–20.
- Bickford, W. B. 1982. A consistent higher order beam theory. *Developments in Theoretical and Applied Mechanics* 11:137–50.
- Carrington, H. 1925. The frequencies of vibration of flat circular plates fixed at the circumference. *Phil. Mag.* 50 (6): 1261–64.
- Chladni, E. F. F. 1802. *Die akustik*. Leipzig: Breitkopf & Härtel.
- Coulomb, C. A. 1784. *Recherches theoretiques et experimentales sur la force de torsion et sur l'elasticite des fils de metal*. Paris: Memoirs of the Paris Academy.
- De Silva, C. W. 2007. *Vibration damping, control, and design*. Boca Raton, FL: Taylor & Francis.