

儿童英语拼读系列

DVD
+
CD


Phonics kids

蒲公英·英语拼读王

More Word Family and Digraph

分离元音组合家族

林素娥 谢静惠 文
简永宏 吴嘉倩 图



学习分离元音组合的发音

破解更多元音组合字母

6B

贵州出版集团
贵州人民出版社

儿童英语拼读系列

Phonics kids

蒲公英·英语拼读王 6B

More Word Family and Digraph 分离元音组合家族

林素娥 谢静惠 文
简永宏 吴嘉倩 图



Contents 目录



Part III R-Controlled Vowels

Unit 8

The Sound of "ar"

| | |
|------------------|---|
| ar | 4 |
| ark | 5 |
| ard | 6 |
| arn, arm | 7 |
| Exercise 8 | 8 |

Unit 9

The Sound of "er"

| | |
|------------------|----|
| er | 10 |
| Exercise 9 | 14 |

Unit 10

The Sound of "ir"

| | |
|-------------------|----|
| ir | 16 |
| irt | 18 |
| Exercise 10 | 19 |

Unit 11

The Sound of "or"

| | |
|-------------------|----|
| or | 20 |
| ork | 21 |
| ord | 22 |
| orn | 23 |
| orm | 24 |
| Exercise 11 | 25 |

Unit 12

The Sound of "ur"

| | |
|-------------------|----|
| ur | 26 |
| urse | 27 |
| urn | 28 |
| Exercise 12 | 29 |

Part IV

Rhyme and Sing with Me!

| | |
|--------------------------|----|
| Little Boy Blue | 30 |
| Peter Piper Picked | 31 |
| Jack and Jill | 32 |
| Hush, Little Baby | 34 |

字卡参考活动 36



儿童英语拼读系列

Phonics kids

蒲公英·英语拼读王 6B

More Word Family and Digraph 分离元音组合家族

林素娥 谢静惠 文
简永宏 吴嘉倩 图



To Parents and Teachers 给家长与老师

《Phonics Kids蒲公英·英语拼读王》系列是针对初学英语，即将开始学习字母拼读的孩子而设计的英语拼读工具书。全套书分为六部分，共十二册，透过循序的引导，让孩子逐步学习基本的英语字母拼读：

1A+1B The Alphabet 《我会读字母》

2A+2B The Consonants 《学学辅音的发音》

3A+3B The Short Vowels 《短元音家族》

4A+4B Word Family and Blends 《元音组合家族》

5A+5B The Long Vowels 《长元音家族》

6A+6B More Word Family and Digraph 《分离元音组合家族》

第六部分6A、6B: More Word Family and Digraph 《分离元音组合家族》，介绍46组元音组合，让孩子练习更多拼读类型，扩充更多的拼读技巧。共有12个单元，每单元分别有以下部分：



Chant with Me

用指字跟读方式，预习此单元组合的发音。




Point and Say

进入字母组合教学，让孩子将元音组合与其他字母做拼读练习。



Rhyming Fun

为每个字母组合搭配一首相关韵文或歌谣，让孩子熟悉每个字母组合的发音。



Rhyme with Me! Sing with Me!

每个单元最后以一首韵文或歌谣作为复习，加深学习印象。

◎ 每一大单元各有1-2页练习题，有听力练习、写写看看练习活动，让孩子复习该单元的内容。



Unit 1



Unit 2



在此阶段，孩子进入拼读的历程，除了学习到更多辅音+元音组合+辅音的单词的拼读，孩子也开始进入更多元音组合的拼读。所以在此阶段，孩子见字读音的单词已累计到700个左右。每个孩子学习的方式及速度都不尽相同，需要家长和老师耐心的陪伴与引导。我们希望透过本书可爱的插图、轻快的歌谣带唱及字母的拼读练习，让孩子快乐地进入英语的阅读之门。

使用小帮手

在标题后标了不同的记号， 代表 CD1 的录制节点， 代表 CD2 的录制节点，您可以在孩子练习的过程中，随时重复播放，或按下暂停键让孩子做复诵练习。

全书特别感谢 David Doyle 协助修改完成 Rhymes 的部分。



Contents 目录



Part III R-Controlled Vowels

Unit 8

The Sound of "ar"

| | |
|------------------|---|
| ar | 4 |
| ark | 5 |
| ard | 6 |
| arn, arm | 7 |
| Exercise 8 | 8 |

Unit 9

The Sound of "er"

| | |
|------------------|----|
| er | 10 |
| Exercise 9 | 14 |

Unit 10

The Sound of "ir"

| | |
|-------------------|----|
| ir | 16 |
| irt | 18 |
| Exercise 10 | 19 |

Unit 11

The Sound of "or"

| | |
|-------------------|----|
| or | 20 |
| ork | 21 |
| ord | 22 |
| orn | 23 |
| orm | 24 |
| Exercise 11 | 25 |

Unit 12

The Sound of "ur"

| | |
|-------------------|----|
| ur | 26 |
| urse | 27 |
| urn | 28 |
| Exercise 12 | 29 |


Part IV

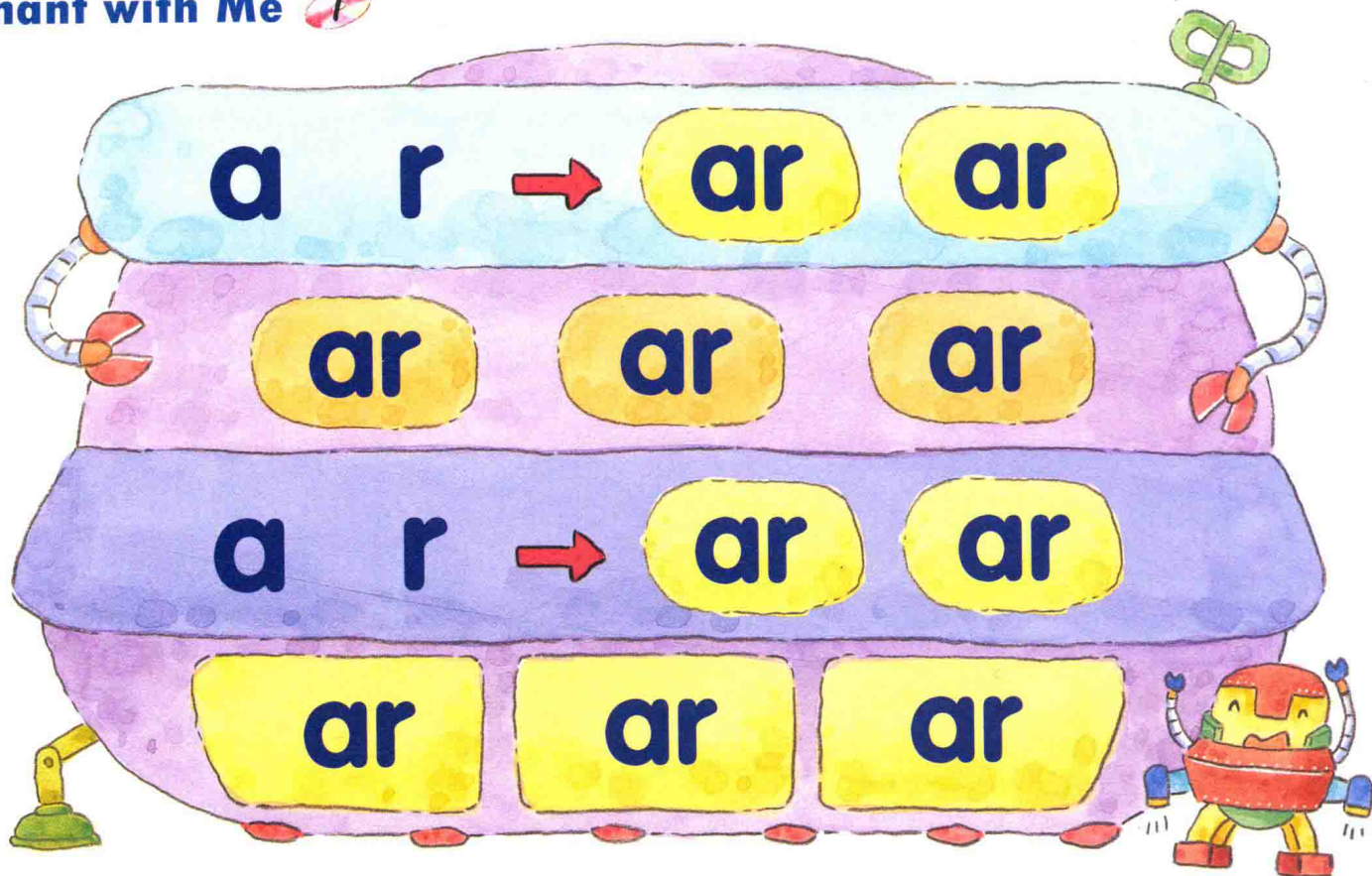
Rhyme and Sing with Me!

| | |
|--------------------------|----|
| Little Boy Blue | 30 |
| Peter Piper Picked | 31 |
| Jack and Jill | 32 |
| Hush, Little Baby | 34 |

字卡参考活动

36



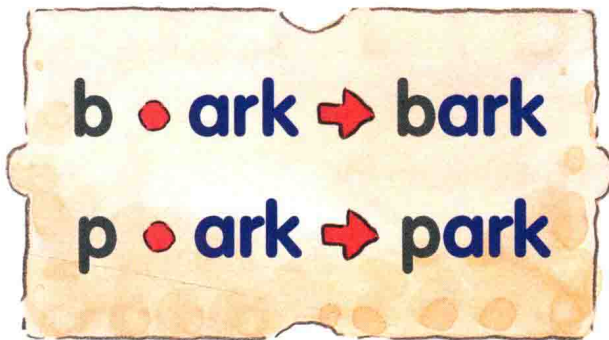

① Chant with Me ② Rhyming Fun 

Why did the dog bark
While running through the park?
Was it because it was so dark?






1 Point and Chant 3



2 Rhyming Fun 4

It's so dark.
I can not find Mark.



① Point and Say 5

ar

ar

ar

ar • d → ard

ard

ard

ard

h

ard

→ hard

c • ard → card


y

ard

→ yard

② Rhyming Fun 6

The dog barked so hard
When I ran through the yard.



-ard

-arn

-arm

① Point and Say 7

ar

ar

ar

ar • n → arn

arn

arn

arn

b

arn

→ barn

ar

ar

ar

ar • m → arm

arm

arm

arm


f

arm

→ farm


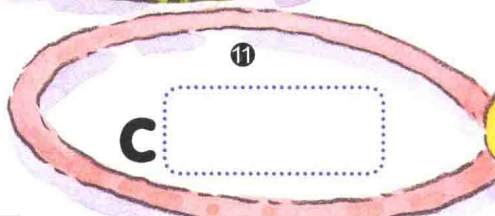
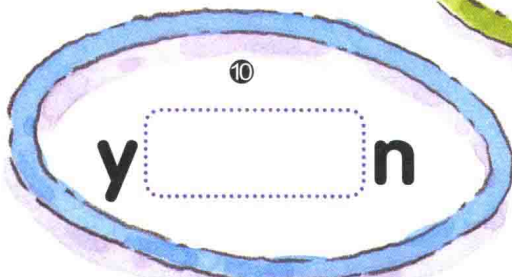

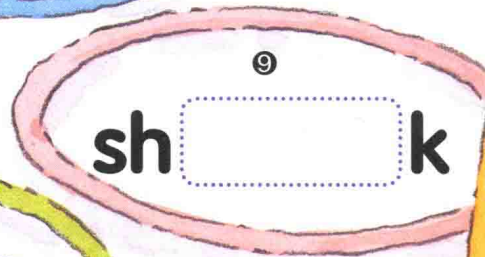
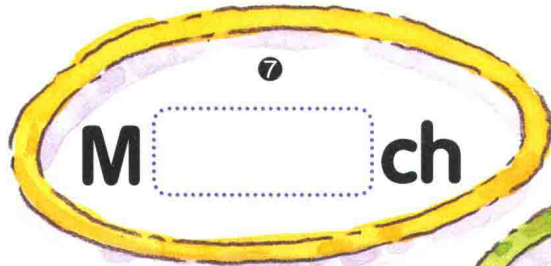
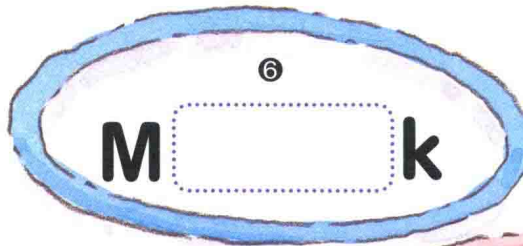
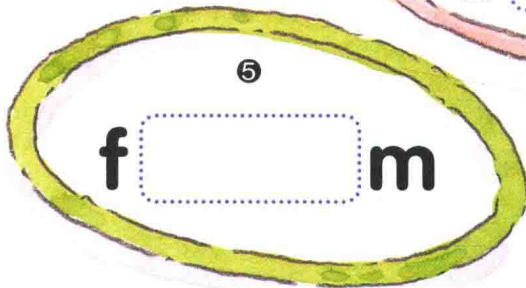
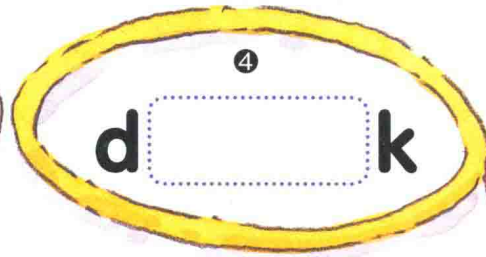
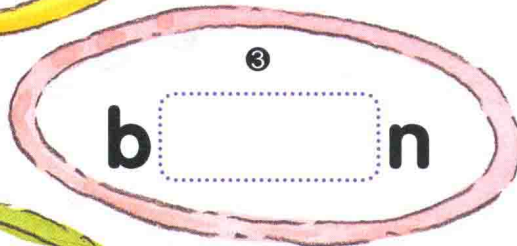
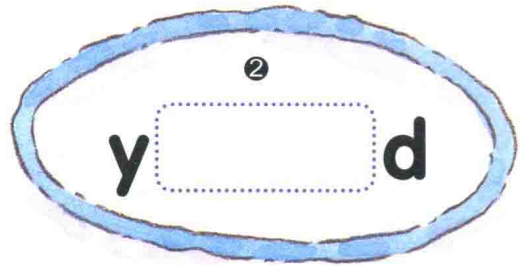
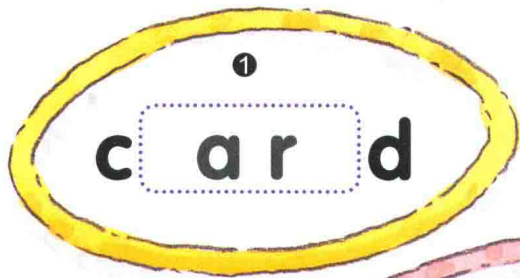
② Rhyming Fun 8






There's a barn
On our farm!




① Writing Fun

Write the letters "ar" in the blanks.



1 Listen and Circle 

① Chant with Me 10



② Rhyming Fun H

A farmer
And a teacher
Are riding on a scooter.



① Point and Say 12

painter

er

painter

er

painter

er

hunter

er

hunter

er

hunter

er

baker

er

baker

er

baker

er

② Rhyming Fun 13

A painter,
A hunter,
And a baker
Are working together.



① Point and Say 14

mother

er

mother

er

mother

er

father

er

father

er

father

er

other

er

other

er

other

er

② Rhyming Fun 15

I love my mother.
I love my father.
We all love each other.



① Point and Say 16

winter

er

river

er

bigger

er

winter

er

river

er

bigger

er

winter

er

river

er

bigger

er

② Rhyming Fun 17

After the winter,
The river is bigger.



① Writing Fun

Write the letters "er" in the blanks.

① fath er

② togeth

③ farm

④ teach

⑤ scoot

⑥ wint

⑦ riv

⑧ bigg

② Listen and Write 18

① ar k

② moth

③ b k

④ bak

⑤ b b

⑥ f m