



淘 · 气 · 东 · 西 · 学 · 汉 · 语

3

# Sing your way to Chinese

说说唱唱学汉语



北京语言大学出版社  
BEIJING LANGUAGE AND CULTURE  
UNIVERSITY PRESS





淘 · 气 · 东 · 西 · 学 · 汉 · 语

3

# Sing your way to Chinese

## 说说唱唱学汉语



编 著：龙嘉  
绘 画：传奇年代  
英文审读：Betty Fang sun Bienert



北京语言大学出版社  
BEIJING LANGUAGE AND CULTURE  
UNIVERSITY PRESS

## 图书在版编目(CIP)数据

说说唱唱学汉语. 第3册 / 龙嘉编著. — 北京: 北京语言大学出版社, 2010.12

ISBN 978-7-5619-2578-2

I. ①说… II. ①龙… III. ①汉语—对外汉语教学—自学参考资料 IV. ①H.195.4

中国版本图书馆CIP数据核字(2010)第232059号



北京语言大学出版社  
BEIJING LANGUAGE AND CULTURE  
UNIVERSITY PRESS

---

书 名: 说说唱唱学汉语·3

责任编辑: 汪学发

---

出版发行: 北京语言大学出版社

社 址: 北京市海淀区学院路15号 邮政编码: 100083

网 址: [www.blcup.com](http://www.blcup.com)

电 话: 发行部 82303648/3591/3651

编辑部 82303647

读者服务部 82303653/3908

网上订购电话 82303668

客户服务信箱 [service@blcup.net](mailto:service@blcup.net)

印 刷: 北京画中画印刷有限公司

经 销: 全国新华书店

---

版 次: 2010年12月第1版 2010年12月第1次印刷

开 本: 889毫米 × 1194毫米 1/16 印张: 2

字 数: 30千字

书 号: ISBN 978-7-5619-2578-2/H·10312

02800

---

凡有印装质量问题, 本社出版部负责调换。电话: 82303590

Printed in China

# How to Use This Book



## 一起唱 **Let's sing**

The recording of singing is used to demonstrate the main vocabulary and sentence structure of each lesson. Translation of the song and a simple presentation of the grammar points are provided. The song of each lesson may present more than one grammatical point. Each song consists of two files: the recording of singing and the accompanying music. The teacher may play the recording or use the music score provided in the book to play the music himself / herself and teach students to sing the song.



## 认一认 **Let's learn**

All the new words are notional words that are classified according to the topic of the lesson and have beautiful illustrations. The teacher may make use of word cards, real objects and other self-made teaching aids in order to support the teaching.



## 对对碰 **Sing in pairs**

This part is for singing exercises antiphonally in order to review the new words and the sentence pattern of each lesson. Students may do the word substitution exercises according to the prompts in the illustrations, or be given free rein to do expanding exercises. The recording of this part includes a demonstration of singing and music without a vocal accompaniment for substitution exercises. The teacher has the flexibility in conducting the instructive activities of this part based on students' performance.



## 活动 **Exercises**

This part consists of interesting exercises, which are relevant to what are being learned in the lesson. Additionally, they present activities of making a simple handicraft product. They can also be used as warming-up exercises before class, or homework after class.

## 语法宝典 **Grammar Storehouse**

This part gives brief explanations to the grammatical points in "Let's sing" of each lesson for teachers' and students' reference.

## 词语表 **Word List**

A word list including every word appearing in the lesson is available for each lesson. There are prompts showing where each word appears in the lesson, which is convenient for students to find the words.





# CONTENTS

<b>Lesson 1</b>	<b>坐一坐</b> .....	<b>4</b>
<b>Lesson 2</b>	<b>饼干很好吃</b> .....	<b>8</b>
<b>Lesson 3</b>	<b>我饿了</b> .....	<b>12</b>
<b>Lesson 4</b>	<b>漂亮的小孩儿</b> .....	<b>16</b>
<b>Lesson 5</b>	<b>画一画</b> .....	<b>20</b>
<b>Lesson 6</b>	<b>生日快乐</b> .....	<b>24</b>
<b>语法宝典</b>	<b>Grammar Storehouse</b> .....	<b>28</b>
<b>词语表</b>	<b>Word List</b> .....	<b>29</b>
<b>参考答案</b>	<b>Answer</b> .....	<b>32</b>





淘 · 气 · 东 · 西 · 学 · 汉 · 语

3

# Sing your way to Chinese

## 说说唱唱学汉语



编 著：龙嘉

绘 画：传奇年代

英文审读：Betty Fang sun Bienert



北京语言大学出版社  
BEIJING LANGUAGE AND CULTURE  
UNIVERSITY PRESS



# Foreword



The teaching material consists of six volumes altogether with six lessons in each volume. It is suggested that 36 hours be devoted to teaching each volume. Each lesson includes “Let’s sing”, “Let’s learn”, “Sing in pairs” and “Exercises”. Among them, “Let’s sing” and “Sing in pairs” present both children’s singing and music without vocal accompaniment. This makes it convenient for students to sing along, to sing antiphonally and to conduct performance. The musical scores are provided at the end of each volume.



Author

Author



# CONTENTS

<b>Lesson 1</b>	<b>坐一坐</b> .....	<b>4</b>
<b>Lesson 2</b>	<b>饼干很好吃</b> .....	<b>8</b>
<b>Lesson 3</b>	<b>我饿了</b> .....	<b>12</b>
<b>Lesson 4</b>	<b>漂亮的小孩儿</b> .....	<b>16</b>
<b>Lesson 5</b>	<b>画一画</b> .....	<b>20</b>
<b>Lesson 6</b>	<b>生日快乐</b> .....	<b>24</b>
<b>语法宝典</b>	<b>Grammar Storehouse</b> .....	<b>28</b>
<b>词语表</b>	<b>Word List</b> .....	<b>29</b>
<b>参考答案</b>	<b>Answer</b> .....	<b>32</b>





zuò yi zuò  
坐 一 坐



一起唱

Let's sing



zuò zuò zuò wǒ men yì qǐ zuò yi zuò  
坐，坐，坐，我们一起坐一坐。

zhàn zhàn zhàn wǒ men yì qǐ zhàn yi zhàn  
站，站，站，我们一起站一站。

tiào tiào tiào wǒ men yì qǐ tiào yi tiào  
跳，跳，跳，我们一起跳一跳。

kàn kàn kàn wǒ men yì qǐ kàn yi kàn  
看，看，看，我们一起看一看。

Sit, sit, sit, let's sit together for a while.

Stand, stand, stand, let's stand together for a while.

Jump, jump, jump, let's jump together for a while.

Look, look, look, let's look together for a while.



wǒ men yì qǐ zuò yi zuò  
我们一起坐一坐。

Let's sit together for a while.





认一认

Let's learn



kàn  
看



pǎo  
跑



tán gāngqín  
弹钢琴



tīng  
听



zhàn  
站



lā xiǎotíqín  
拉小提琴



wén  
闻



zǒu  
走



tán jítā  
弹吉他



zuò  
坐



tiào  
跳



chuī dízi  
吹笛子





对对碰

Sing in pairs



tán tán tán tán shén me  
弹 弹 弹 , 弹 什 么 ?  
Play, play, play, what do we play?



tán shén me tán gāng qín  
弹 什 么 ? 弹 钢 琴 。 Do Re Mi, Mi Re Do.  
What do we play? Play the piano. Do Re Mi, Mi Re Do.



Do Re Mi Fa So La Ti. tán yī tán ya tán yī tán  
弹 一 弹 呀 弹 一 弹 。  
Do Re Mi Fa So La Ti. Play the piano for a while, play the piano for a while.



边唱边贴 Sing and stick (See the attached sticker page)









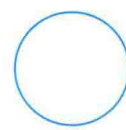
## 活动

## Exercises

kàn  
看

wén  
闻

tīng  
听




### 1. 数一数, 写一写 Count and write the numbers

数一数做相同动作的小朋友各有几个, 把数字写到汉字下边的圆圈里。

Count how many children are doing the same activities. Write the numbers in the circles below the Chinese characters.



### 2. 看一看, 连一连 Look and match



chuī  
吹



lā  
拉



tán  
弹





bǐng gān hěn hǎo chī  
饼干很好吃



一起唱

Let's sing



bǐng gān hěn hǎo chī      bīng qí lín yě hěn hǎo chī  
饼干很好吃，冰淇淋也很好吃。

táng guǒ hěn hǎo chī      qiǎo kè lì yě hěn hǎo chī  
糖果很好吃，巧克力也很好吃。

zhè xiē dōng xī wǒ dōu ài chī  
这些东西我都爱吃。

shuǐ hěn hǎo hē      guǒ zhī yě hěn hǎo hē  
水很好喝，果汁也很好喝。

niú nǎi hěn hǎo hē      suān nǎi yě hěn hǎo hē  
牛奶很好喝，酸奶也很好喝。

zhè xiē dōng xī wǒ dōu ài hē  
这些东西我都爱喝。

Biscuit is tasty, ice cream is tasty, too.

Candy is delicious, chocolate is delicious, too.

I like to eat all of these things.

Water is yummy, juice is yummy, too.

Milk is wonderful, yogurt is wonderful, too.

I like to drink all of these things.



bīng qí lín yě hěn hǎo chī  
冰淇淋也很好吃。

Ice cream is tasty, too.





认一认

Let's learn



sháozi  
勺子



chāzi  
叉子



dāo  
刀



kuàizi  
筷子



pánzi  
盘子

suānnǎi  
酸奶



guǒzhī  
果汁



niúnnǎi  
牛奶



kělè  
可乐



shuǐ  
水

bīngqín  
冰淇淋



qiǎokèlì  
巧克力



miànbāo  
面包



xiāngcháng  
香肠



bǐnggān  
饼干



tángguǒ  
糖果





对对碰

Sing in pairs



duō me piào liang de pán zi nǐ xǐ huan nǎ ge pán zi  
多么漂亮的盘子！你喜欢哪个盘子？

What beautiful plates they are! Which one do you like?



wǒ xǐ huan zhè ge pán zi nǐ xǐ huan nǎ ge pán zi  
我喜欢这个盘子。你喜欢哪个盘子？

I like this plate. Which one do you like?

wǒ yě xǐ huan zhè ge pán zi wǒ men dōu xǐ huan zhè ge pán zi  
我也喜欢这个盘子。我们都喜欢这个盘子。



I like this one, too. We all like it.



边唱边贴

Sing and stick

(See the attached sticker page)





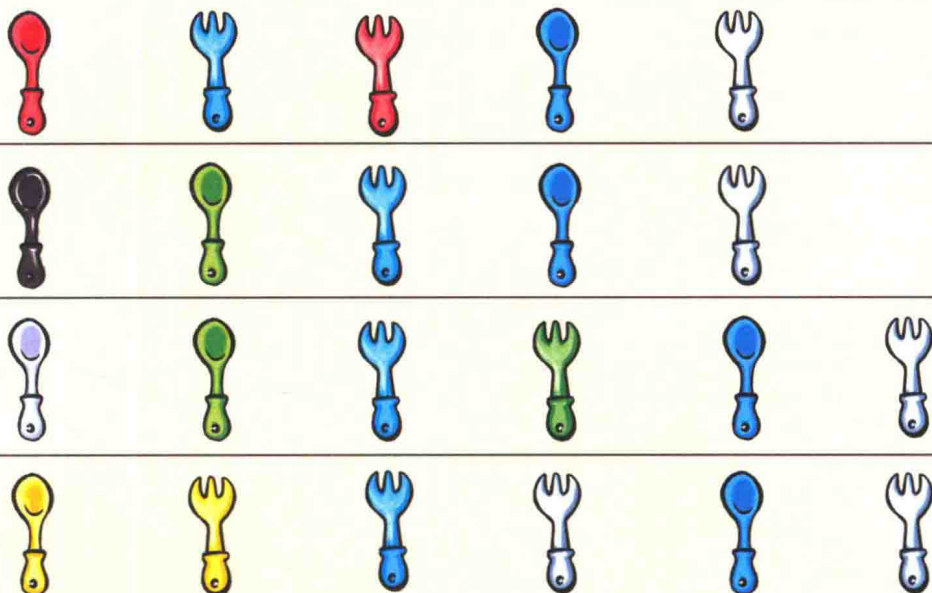

## 活动

## Exercises

### 1. 破译密码 Decode (the pictures)

下面每个勺叉小图代表一个字母，你能根据小图破译出下面的四组勺叉密码吗？


Each spoon and fork represents a letter. Can you find out what the following four groups of spoons and forks represent?



### 2. 画一画，比一比，说一说 Draw, compare and speak.

画出一到两种你喜欢吃的东西和喜欢喝的饮料，跟你的同学对比一下，再用下面的句型说一说。

Draw one or two of your favorite foods and drinks. Compare yours with your classmates, and speak using the following sentence patterns.



我喜欢吃/喝…… 我也喜欢吃/喝……



wǒ è le  
我 饿 了



一起唱

Let's sing



mā ma mā ma wǒ è le bǎo bèi kuài lái chī fàn ba  
妈妈妈妈，我饿了。（宝贝快来吃饭吧。）

mā ma mā ma wǒ kě le bǎo bèi kuài lái hē shuǐ ba  
妈妈妈妈，我渴了。（宝贝快来喝水吧。）

mā ma mā ma wǒ lèi le bǎo bèi kuài qù xiū xi ba  
妈妈妈妈，我累了。（宝贝快去休息吧。）

mā ma mā ma wǒ kùn le bǎo bèi kuài qù shuì jiào ba  
妈妈妈妈，我困了。（宝贝快去睡觉吧。）

Mommy, Mommy, I'm hungry. (Come and eat, Baby.)

Mommy, Mommy, I'm thirsty. (Come and drink some water, Baby.)

Mommy, Mommy, I'm tired. (Take a rest, Baby.)

Mommy, Mommy, I'm sleepy. (Go to sleep, Baby.)

