

儿童英语拼读系列

DVD
+
CD

Phonics kids

蒲公英·英语拼读王

The Consonants


学学辅音的发音

林素娥 谢静惠 文
简永宏 吴嘉倩 图

h

f

w



m



学习辅音字首单词的发音
开启学习字母拼读的大门

2B

贵州出版集团
贵州人民出版社

儿童英语拼读系列

Phonics kids

蒲公英·英语拼读王 2B

The Consonants 学学辅音的发音

林素娥 谢静惠 文
简永宏 吴嘉倩 图






Contents 目录:



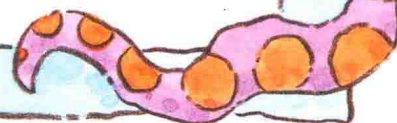

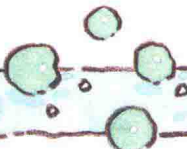

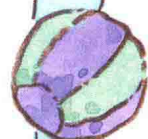
Qq	4
Rr	6
Ss	8
Review 5	10



Tt	12
Vv	14
Ww	16
Review 6	18



Xx	20
Yy	22
Zz	24
Review 7	26
Review 8	28
Cards	30



儿童英语拼读系列

Phonics kids

蒲公英·英语拼读王 2B

The Consonants 学学辅音的发音

林素娥 谢静惠 文
简永宏 吴嘉倩 图



To Parents and Teachers

给家长和老师

《Phonics Kids蒲公英·英语拼读王》系列是针对初学英语，即将开始学习字母拼读的孩子而设计的英语拼读工具书。全套书分为六部分，共十二册，透过循序的引导，让孩子逐步学习基本的英语字母拼读：

1A+1B The Alphabet 《我会读字母》

2A+2B The Consonants 《学学辅音的发音》

3A+3B The Short Vowels 《短元音家族》

4A+4B Word Family and Blends 《元音组合家族》

5A+5B The Long Vowels 《长元音家族》

6A+6B More Word Family and Digraph 《分离元音组合家族》

第二部分2A、2B: The Consonants 《学学辅音的发音》，介绍21个辅音的基本发音，共分21个单元，每个单元包括三个练习：

1. Point and Say

利用指字母、指图的方式读出来，介绍21个辅音的基本发音。



2. Drawing Fun

利用画线或画圈的练习，让孩子运用书写来复习字母的字形。



3. Chant with Me

为每个辅音都介绍一首琅琅上口的歌谣，让孩子熟悉21个辅音的基本发音。





另外，每学习三个辅音后，为孩子设计一些复习活动(Review)，让孩子在每个学习阶段都能复习之前学过的内容。在此阶段，孩子仍然在累积英语的语音库，不要求孩子拼读英语单词，只要让孩子看图学习字母组合的英语读法，看字母学习字母所代表的音素即可。

我们希望透过本书轻松的歌谣带唱、涂涂画画，为孩子快乐的学习英语拼读打下良好基础。

使用小帮手

在书中每个标题后标示了不同的记号， 是该练习在CD中录制的节点，您可以在孩子练习的过程中，随时重复播放，或按下暂停键让孩子做复诵练习； 是划线圈选记号，请引导孩子根据图例完成练习。





Contents 目录:





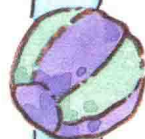

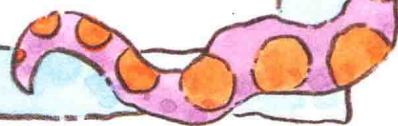
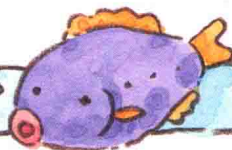

Qq	4
Rr	6
Ss	8
Review 5	10





Tt	12
Vv	14
Ww	16
Review 6	18





Xx	20
Yy	22
Zz	24
Review 7	26
Review 8	28
Cards	30




1 Point and Say 26






queen



quilt

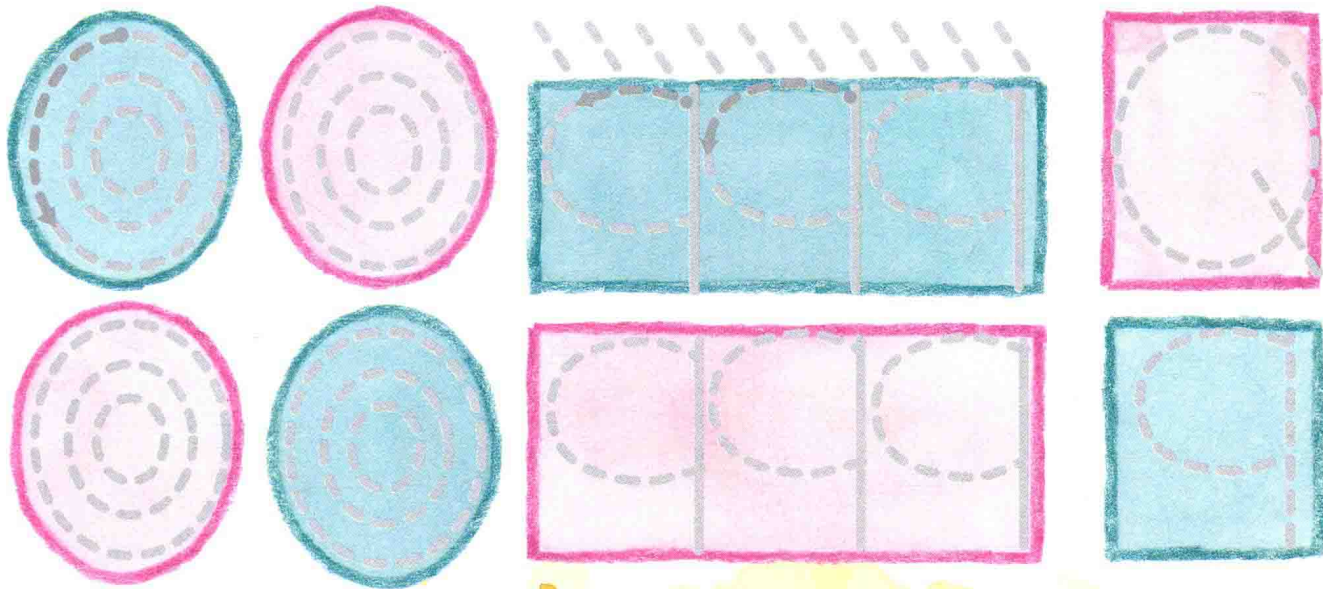


quiet



quack

② Draw the Lines




③ Chant with Me

Quack, quack, Queen Duck.


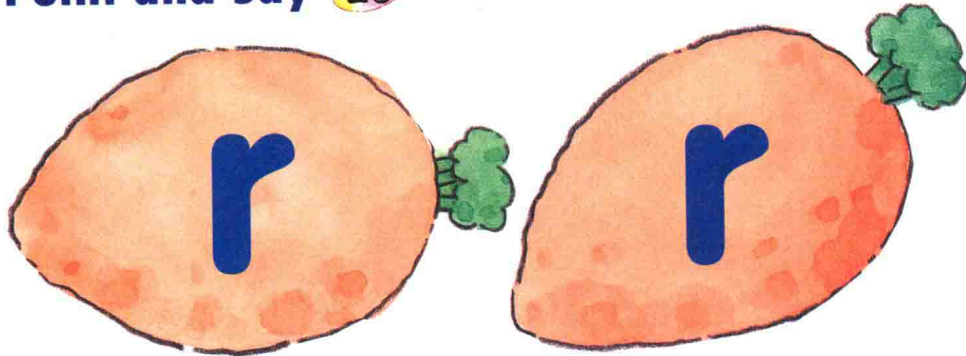
Quack, quack, quack!

Qq says  , .


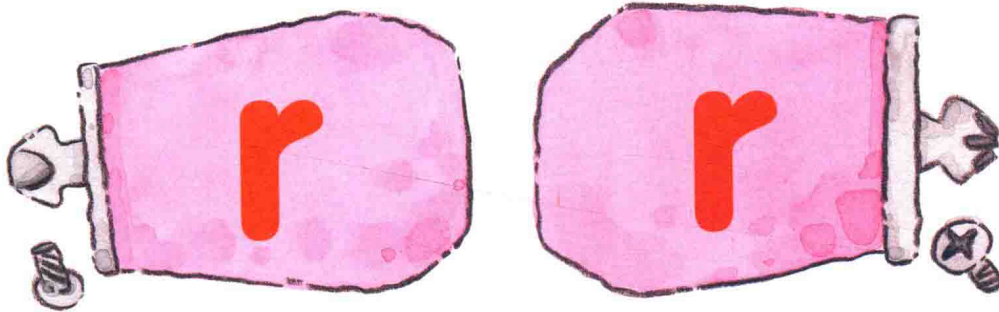
Quack, quack, quack!



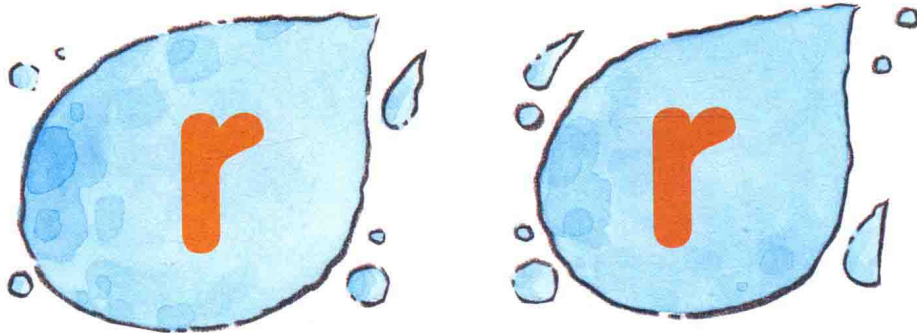
① Point and Say 28




rabbit





robot



rain



rainbow

② Draw the Lines ③ Chant with Me 


Rainbow Rabbit,

Run, run, run.

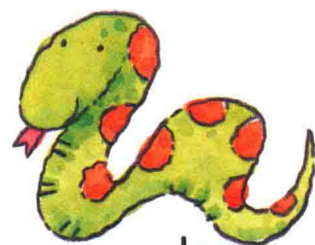
Rr says  .

Run! Rabbit, run!



① Point and Say 30






sun





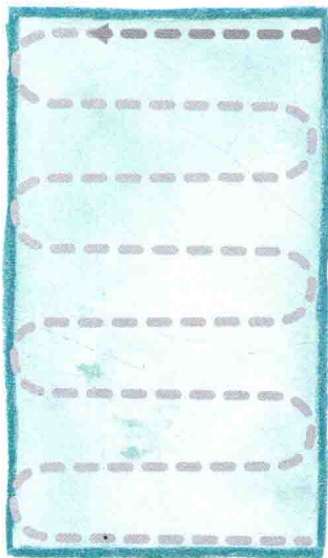
snake



swan



seal

② Draw the Lines ③ Chant with Me 



Silly Snake, Silly Snake.

Sleep, sleep, sleep.




Ss says , .

Silly, Silly Snake.

1 Write the Letters 



2 Circle the Beginning Sounds 



Match the Beginning Sounds 

q

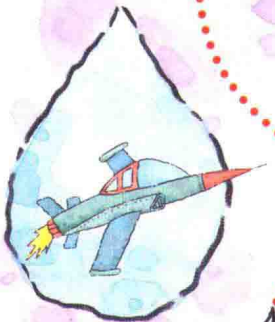
s

r




p

j



g





① Point and Say 32





turtle



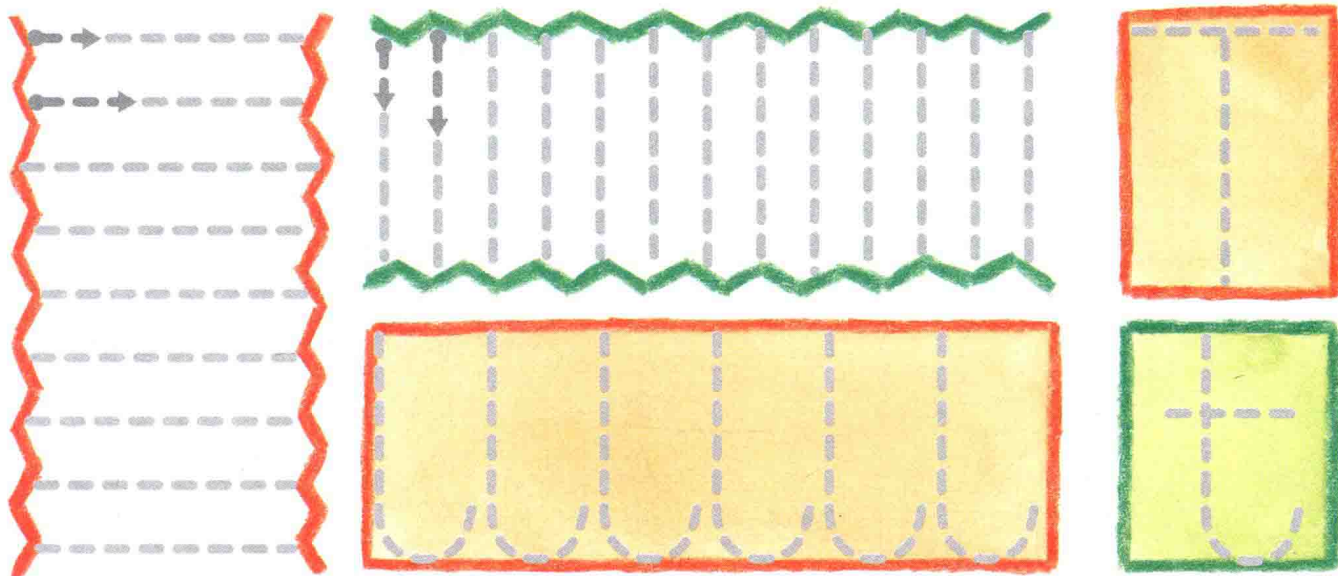
tiger



truck



train


② Draw the Lines ③ Chant with Me 

Tiny Turtle, Tiny Turtle.


What do you say?

I say Tt ,



Tiny, Tiny Turtle.





① Point and Say 34



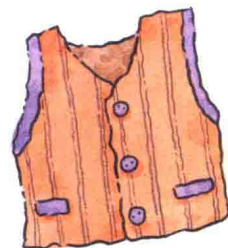


van



violin



vase



vest