

儿童英语拼读系列

DVD  
+  
CD

# Phonics kids

## 蒲公英·英语拼读王


### The Alphabet

### 我会读字母

林素娥 谢静惠 文  
简永宏 吴嘉倩 图

# A

# B



好字母拼读的基础

做好字母拼读的准备

# 1B

贵州出版集团  
贵州人民出版社


儿童英语拼读系列

# Phonics kids

蒲公英·英语拼读王 1B

## The Alphabet 我会读字母

· 林素娥 谢静惠 文  
简永宏 吴嘉倩 图



# Contents 目录



Nn	4
Oo	6
Pp	8
Review 4	10




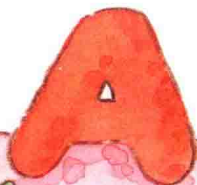
Qq	12
Rr	14
Ss	16
Tt	18
Review 5	20



Uu	22
Vv	24
Ww	26
Xx	28
Review 6	30



Yy	32
Zz	34
Review 7	36
Review 8	38
Cards	40




儿童英语拼读系列

# Phonics kids

蒲公英·英语拼读王 1B

## The Alphabet 我会读字母

· 林素娥 谢静惠 文  
简永宏 吴嘉倩 图



# A B C



## To Parents and Teachers 给家长和老师

《Phonics Kids蒲公英·英语拼读王》系列是针对初学英语，即将开始学习字母拼读的孩子而设计的英语拼读工具书。全套书分为六部分，共十二册，透过循序的引导，让孩子逐步学习基本的英语字母拼读：

1A+1B The Alphabet 《我会读字母》

2A+2B The Consonants 《学学辅音的发音》

3A+3B The Short Vowels 《短元音家族》

4A+4B Word Family and Blends 《元音组合家族》


5A+5B The Long Vowels 《长元音家族》

6A+6B More Word Family and Digraph 《分离元音组合家族》

第一部分1A、1B: The Alphabet 《我会读字母》，介绍26个英文字母及字母相关组合。共分26个单元，每个单元包括三到四个练习：

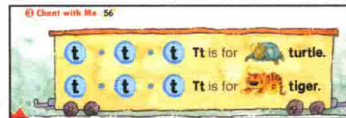
### 1. Trace the Letter

让孩子用手指在书上描大小写字母，学习大小写字母的笔顺，及其相关字母组合。



### 2. Chant with Me

利用歌谣的方式，让孩子自然地熟悉字母的念法及字母的相关单词。



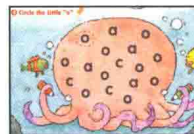
### 3. Color Fun

在字形着色的过程中，加深对字母形状的认识。



### 4. Circle the Letters

针对一些孩子容易混淆的字母，提供更多的辨识练习。



另外，每四个单元(Unit)为孩子设计一些复习活动(Review)，让孩子在每个学习阶段都能复习之前学过的内容。英语的学习需要大量的听力输入，在学习英语拼读之前，大量的听和大小写字形的辨认，都是学习拼读必要的预备工作。我们希望透过本书轻松的歌谣带唱、涂涂画画，为孩子快乐的学习英语拼读打下良好基础。

### 使用小帮手

在书中每个标题后标示了不同的记号， 是该练习在CD中录制的节点，您可以在孩子练习的过程中，随时重复播放，或按下暂停键让孩子做复诵练习； 是划线圈选记号， 是着色记号，请引导孩子根据图例完成练习。



# Contents 目录



Nn	4
Oo	6
Pp	8
Review 4	10



Qq	12
Rr	14
Ss	16
Tt	18
Review 5	20



Uu	22
Vv	24
Ww	26
Xx	28
Review 6	30




Yy	32
Zz	34
Review 7	36
Review 8	38
Cards	40

A



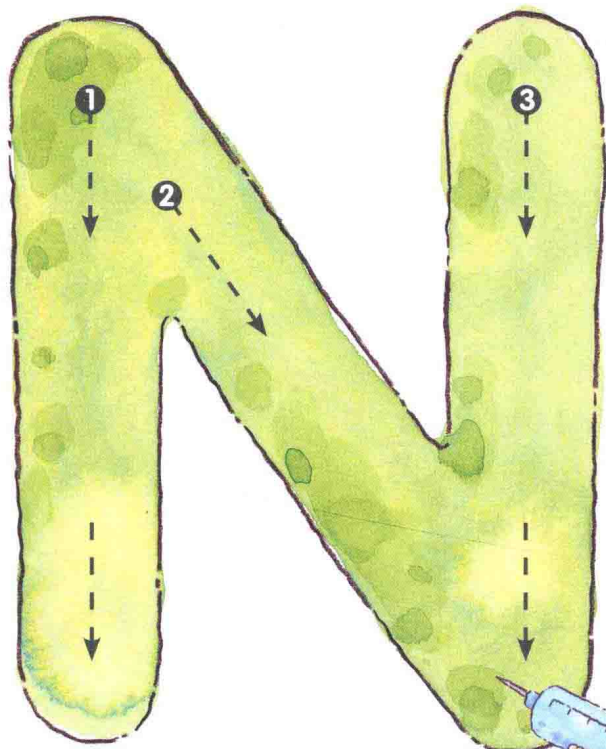
B



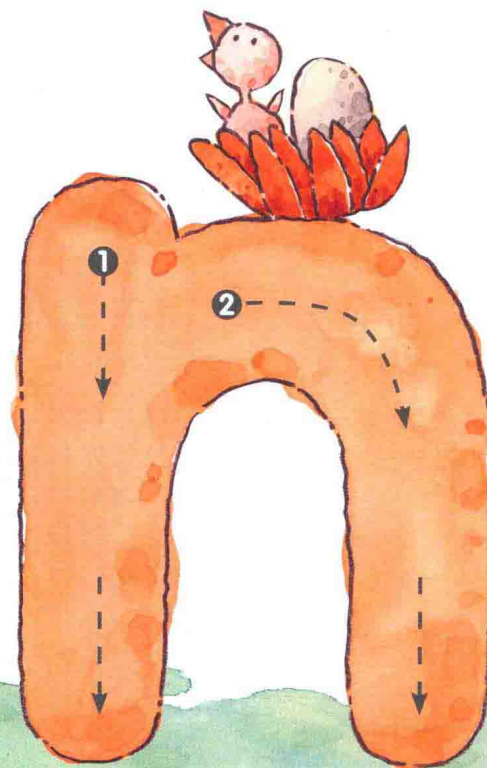
C



① Trace the Big "N" 39



② Trace the Little "n" 40



③ Chant with Me 41



Nn is for







nurse.



Nn is for



nest.

Circle the Same Letters 




1 Trace the Letter Oo 42



2 Chant with Me 43



Oo is for



ox.




Oo is for

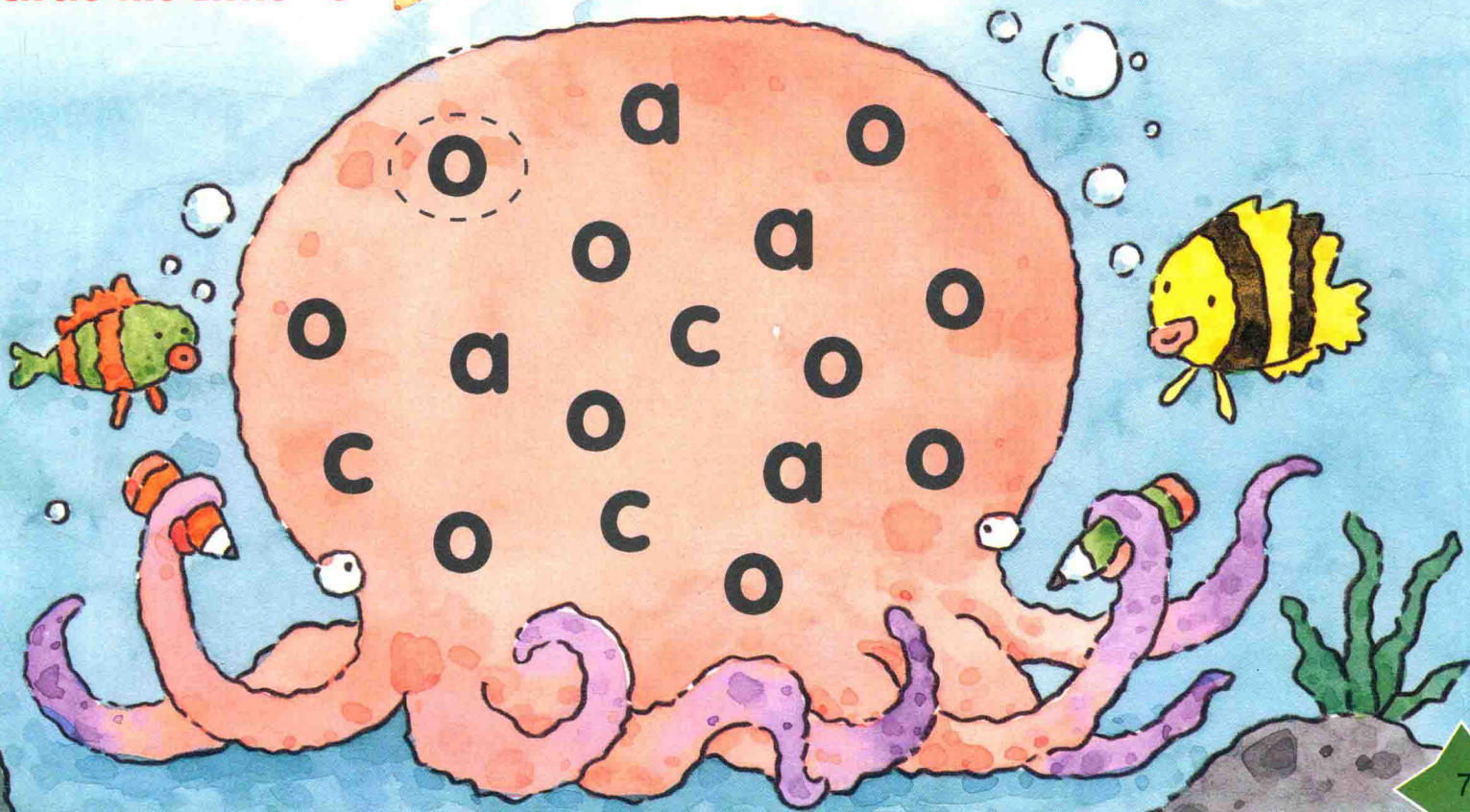


octopus.


3 Color Fun



4 Circle the Little "o"



① Trace the Letter Pp 44





② Chant with Me 45


**p** • **p** • **p** Pp is for  pig.

**p** • **p** • **p** Pp is for  panda.



3 Color the Letter Pp 




4 Circle the Little "p" 






1 Match the Letters




3 Match the Letters



2 Circle the Same Letters 



1 Trace the Big "Q" 46



2 Trace the Little "q" 47





3 Chant with Me 48


q • q • q Qq is for  queen.

q • q • q Qq is for  quilt.

4 Color the Letter Qq 



5 Circle the Little "q" 





① Trace the Big "R" 49



② Trace the Little "r" 50

