


LOOK!

新世纪 少儿英语

1

学生用书
Pupil's Book



[英] L·G·亚历山大 (L.G.Alexander)

[中] 戴炜栋 (Dai Weidong)




LOOK!

新世纪 少儿英语

1

学生用书
Pupil's Book



[英] L·G·亚历山大 (L.G.Alexander)

[中] 戴炜栋 (Dai Weidong)

WJ
外教社 上海外语教育出版社

LONGMAN

图书在版编目(CIP)数据

新世纪少儿英语(第1册)学生用书/(英)亚历山大(Alexander, L.G.)编;
戴炜栋改编. —上海:上海外语教育出版社, 2002
ISBN 7-81080-403-0

I. 新… II. ①亚… ②戴… III. 英语课—中小学—教材 IV. G634.413
中国版本图书馆CIP数据核字(2002)第017507号

图字: 09-2002-555号

© Longman Asia Limited 1997

All the rights reserved; no part of this publication may be reproduced, stored in a retrieval system, or transmitted in any form or by any means, electronic, mechanical, photocopying, recording or otherwise, without the prior written permission of the Publishers.

First published 1997

Adapted from *Look, Listen and Learn!* by L.G. Alexander

王冬梅 译注

凡无防伪标贴者即为未经授权之版本, 不得销售,
且本书出版者及版权持有者将予以追究。

出版发行: **上海外语教育出版社**

(上海外国语大学内) 邮编: 200083

电 话: 021-65425300(总机), 35051812(发行部)

电子邮箱: bookinfo@sflep.com.cn

网 址: <http://www.sflep.com.cn> <http://www.sflep.com>

责任编辑: 韩天霖

印 刷: 常熟市华顺印刷有限公司

经 销: 新华书店上海发行所

开 本: 787×1092 1/16 印张 5 字数 120 千字

版 次: 2002年12月第1版 2004年7月第5次印刷

印 数: 8 000 册

书 号: ISBN 7-81080-403-0 / G · 192

定 价: 12.50 元

本版图书如有印装质量问题, 可向本社调换

Contents

Lesson 1	The Alphabet	2
Lesson 2	Hello. My name's Katie.	4
Lesson 3	One, two, three ...	6
Lesson 4	What's this?	8
Lesson 5	Red, orange, yellow ...	10
Lesson 6	Which pen is yours?	12
Lesson 7	Whose cap is this?	14
Lesson 8	Is this your ball?	16
Lesson 9	Who's that?	18
Lesson 10	What's that? Who's that?	20
Lesson 11	It's an egg!	22
Lesson 12	Put on Dad's hat.	24
Lesson 13	Are you hungry?	26
Lesson 14	Is it heavy?	28
Lesson 15	Which one?	30
Lesson 16	This bike's nice.	32
Lesson 17	Which shoes are yours?	34
Lesson 18	They're dirty.	36
Lesson 19	Come on our side.	38
Lesson 20	Look at those shoes.	40
Lesson 21	Those are my French stamps.	42
Lesson 22	These are our new students.	44
Lesson 23	Whose sandwiches are these?	46
Lesson 24	What time is it?	48
Lesson 25	Are they asleep?	50
Lesson 26	Can we have ... ?	52
Lesson 27	How many are there?	54
Lesson 28	Where are my glasses?	56
Lesson 29	You're behind that fence.	58
Lesson 30	It's above that building.	60
附录 1	课文参考译文	62
附录 2	词汇表	72

出版前言

《新世纪少儿英语》(*Look!*) 的原版从国际著名教材出版公司——朗文出版公司引进, 由本社改编出版, 为国际著名英语教育专家 L.G.Alexander 继《看、听、学》(3L) 和《新概念英语》之后, 根据非英语国家中小学生的实际情况专门编写出版的又一力作。教材共分 6 级, 每级包括学生用书、练习册和教师用书各一册。本社出版的版本为英汉双语改编本。经过改编和注释, 本教材更符合中国少儿外语教学需要。

本教程以语法为基础, 注重大量扩充日常生活词汇, 授课、练习及写作训练遵循一套设计合理而完善的基本程序。

学生用书每级各由 30 课组成, 每课集中于一个基本语法点, 并将听力训练和阅读内容与口语操练内容分置于左右页, 清晰明确, 有利于教师和学生针对不同的重点进行强化训练。各级难度循序渐进, 坡度平缓, 符合中小学生的学习心理和习惯。学完 6 册学生用书, 学生词汇量可达 1200 词, 能掌握英语语言中的所有基本语法点, 听懂简单的会话和故事, 并能用所学词汇进行日常交际, 而教材的 5、6 级中增加的阅读课更是有助于增长学生的科学知识, 开阔视野。

本套教材取材于日常生活, 语言地道、风趣而又实用。此外, 课本配有生动活泼的插图, 制作精美, 色彩明快, 可以在视觉上吸引学生的注意力, 进一步强化学习效果。本套教材将成为少儿学习英语的良师益友。

Lesson 1

The Alphabet

Aa




apple

Bb




bike

Cc



cat

Dd



desk

Ii




ice cream

Jj



jar

Kk



kite

Oo



orange

Pp



pen

Qq



queen

Uu



umbrella

Vv



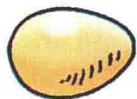
violin

Ww




watch

Ee



egg

Ff



fridge

Gg



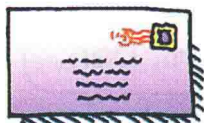
girl

Hh




hat

Ll



letter

Mm




Mom

Nn




newspaper

Rr



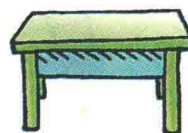
ruler

Ss



sandwich

Tt



table

Xx



box

Yy



yacht

Zz




zebra

Lesson 2

Hello. My name's Katie.

Meet Dan and Katie.

1



Hello. My name's Katie.

2



Hi. I'm Dan.

3



Hi, Katie. Hi, Dan.

Hello, Tim.


4



How are you?


Fine, thanks.


5



Come on. Let's go to the park.

6





Dan



Katie



Tim


**Point
and
say**

What's your name?
How are you?

My name's Dan.
Fine, thanks.



Mr. Clark



Mrs. Clark



Pete

Lesson 3

One, two, three ...

Let's play hide and seek.

1

One, two, three ...

2

Let's hide over there!

3

... seven, eight, nine ...

4

... four, five, six ...

... ten!

5

I can see you!

6

1




one

2




two

3



three

4



four

5




five

6



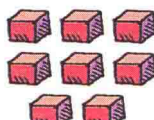
six

7



seven

8



eight

9



nine

10



ten

11




eleven

12




twelve

13




thirteen

14



fourteen

15



fifteen

16



sixteen

17



seventeen

18




eighteen

19



nineteen

20



twenty

Point
and
say

What number is it?

It's number one.

Lesson 4

What's this?

Look at my photos, Tim.

1

What's this?

2

It's a cat.

3

What's this?

It's a bike.


4

Ah! It's a hat!


5

No, it isn't. It's a kite.

6




kite



hat



bike



cat



car



pen




Point
and
say


What's this?

It's a kite.

Lesson 5

Red, orange, yellow ...






red



orange




yellow



green



blue



pink



purple




brown




black



white



kite



hat




bike


**Point
and
say**

What's this?
What color is it?

It's a kite.
It's red.



cat



car




pen

Lesson 6


Which pen is yours?

This is Dan and Katie's school..




This is Katie's class.


This is Katie's teacher, Mr. Kelly.



Which pen is yours, Katie?



The red one.




Here you are.

Thank you.







Dan



pencil



book



eraser



bag

Look
and
say

Which pencil is Dan's?
Which pencil is Katie's?

The red one.
The blue one.



Katie

