

上海市浦东新区统计局
SHANGHAI PUDONG NEW AREA STATISTICAL BUREAU
国家统计局浦东调查队
PUDONG SURVEY TEAM OF NATIONAL STATISTICS BUREAU

上海浦东新区

统计年鉴

2014

SHANGHAI
PUDONG
NEW AREA
STATISTICAL
YEARBOOK

 中国统计出版社
China Statistics Press

上海市浦东新区统计局
SHANGHAI PUDONG NEW AREA STATISTICAL BUREAU

国家统计局浦东调查队
PUDONG SURVEY TEAM OF NATIONAL STATISTICS BUREAU

上海浦东新区

SHANGHAI PUDONG NEW AREA STATISTICAL YEARBOOK

统计年鉴 2014

(总第21期 No.21)

 中国统计出版社
China Statistics Press

©中国统计出版社 2014

版权所有。未经许可，本书的任何部分不得以任何方式在世界任何地区以任何文字翻印、拷贝、仿制或转载。

©2014 China Statistics Press

All rights reserved. No part of the publication may be reproduced or transmitted in any form or by any means, electronic or mechanical, including photocopying, recording, or any information storage and retrieval system, without written permission from the publisher.

图书在版编目(CIP)数据

上海浦东新区统计年鉴. 2014/上海浦东新区统计局, 国家统计局浦东调查队编.

——北京: 中国统计出版社, 2014.8

ISBN 978-7-5037-7157-6

I. ①上…

II. ①上… ②国…

III. ①统计资料—浦东新区—2014—年鉴

IV. ①C832.513-54

中国版本图书馆CIP数据核字(2014)第172212号

上海浦东新区统计年鉴—2014

作 者/上海市浦东新区统计局 国家统计局浦东调查队

责任编辑/陈越月

执行编辑/施湘君 计勤敏

封面设计/蔡旭洲

出版发行/中国统计出版社

通信地址/北京市西城区月坛南街57号

邮 编/100826

办公地址/北京市丰台区西三环南路甲6号

邮政编码/100073

电 话/邮购 (010) 63376909 书店 (010) 68783171

网 址/<http://csp.stats.gov.cn>

印 刷/上海万卷印刷有限公司

经 销/新华书店

开 本/890×1240毫米1/16

字 数/930.8千字

印 张/22.375

印 数/1~1500册

版 别/2014年8月第1版

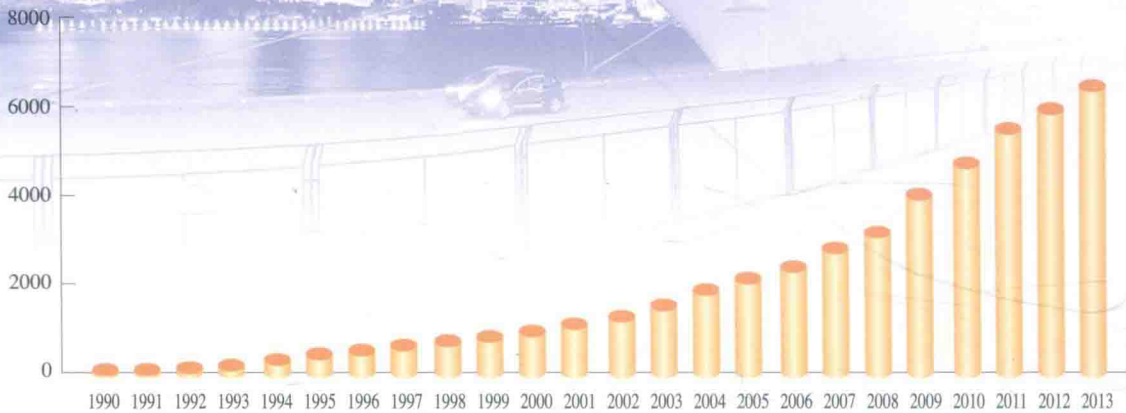
版 次/2014年8月第1次印刷

书 号/ISBN 978-7-5037-7157-6

定 价/320.00元

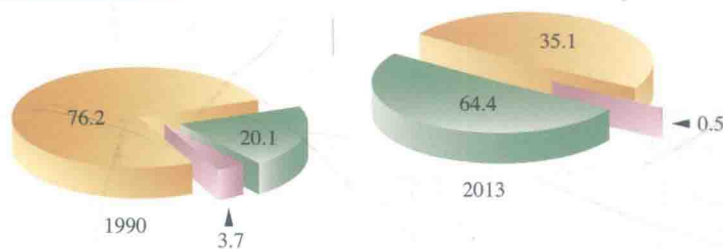
如有印装错误, 本社发行部负责调换。

新区生产总值(亿元)
Gross Output Value of Pudong New Area (100 million yuan)

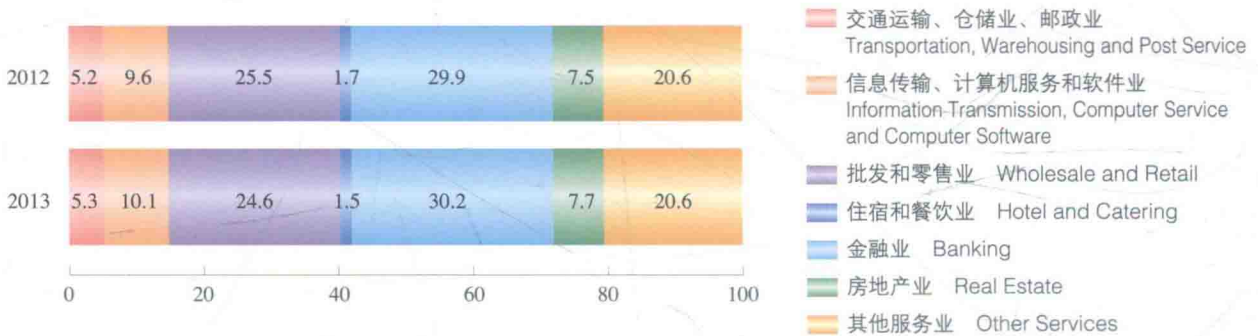


新区生产总值构成(%)
Composition of GDP of PNA (%)

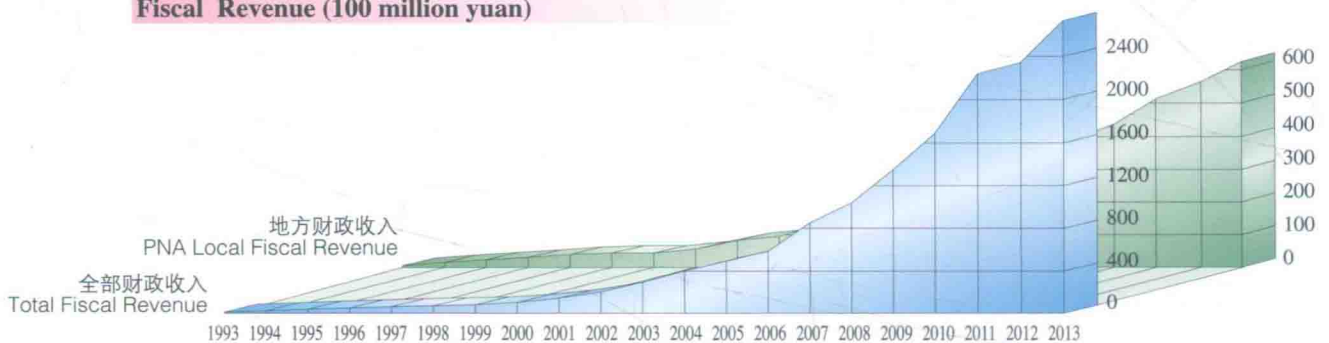
- 第一产业 Primary Industry
- 第二产业 Secondary Industry
- 第三产业 Tertiary Industry



第三产业增加值构成(%)
Composition of Value Added of Tertiary Industry (%)

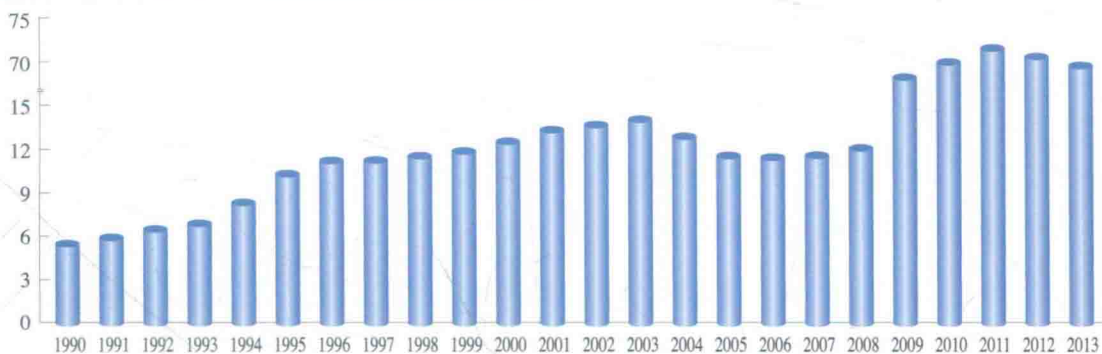


财政收入(亿元)
Fiscal Revenue (100 million yuan)



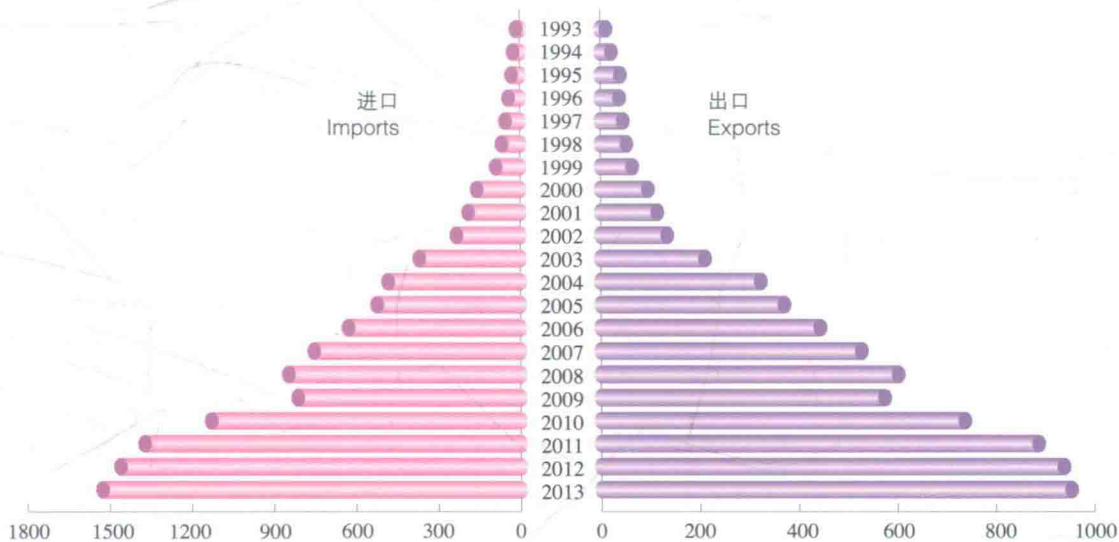
农业总产值(亿元)

Gross Output Value of Agriculture (100 million yuan)



进出口货物总值(亿美元)

Total Value of Imports and Exports (USD 100 million)



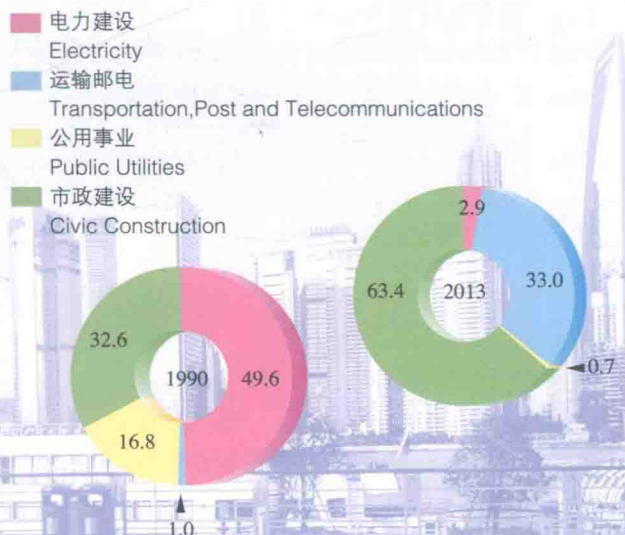
2013年六个工业重点发展行业产值构成(%)

Composition of Gross Output Value of Six Key Industries in 2013 (%)



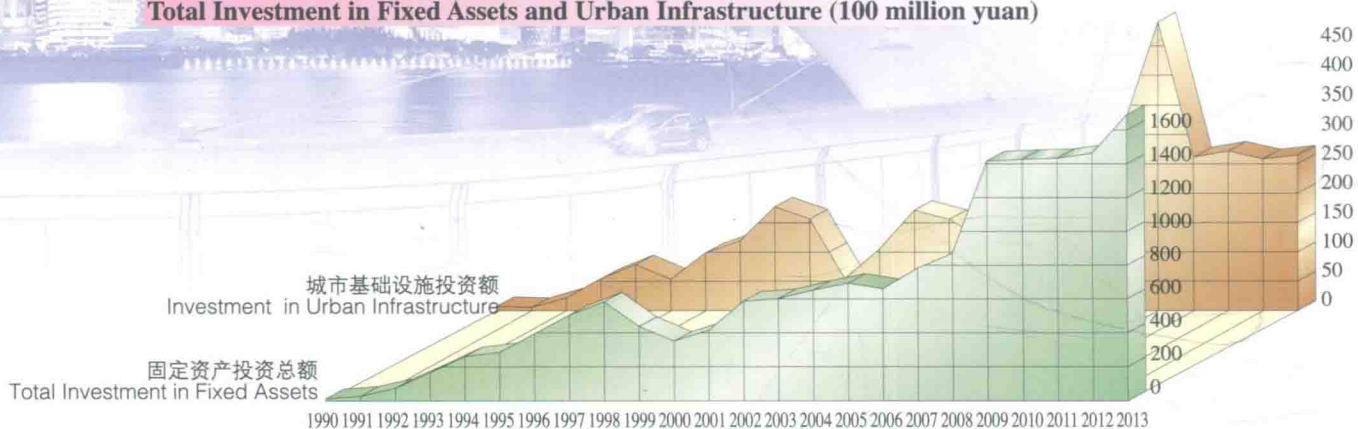
城市基础设施投资额构成(%)

Composition of Urban Infrastructure Investment (%)



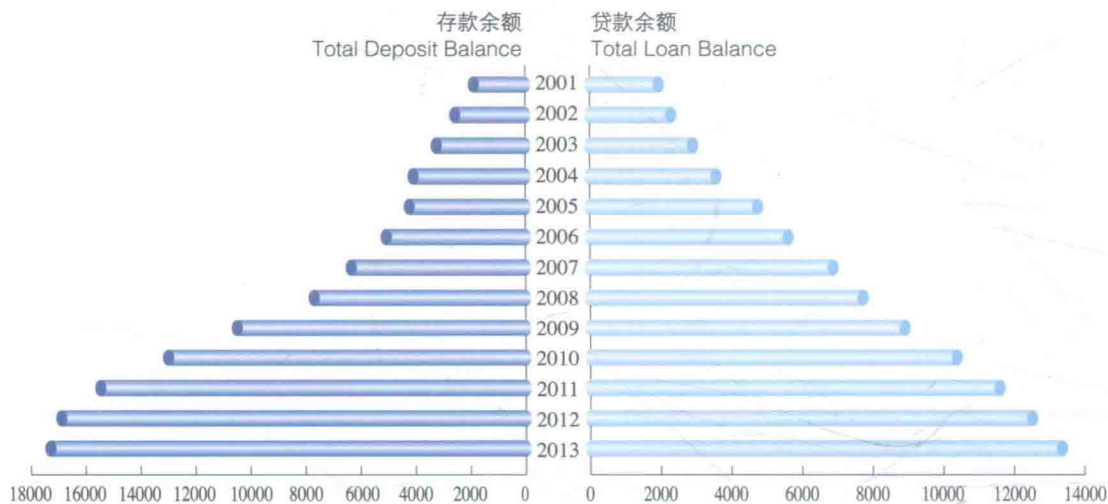
固定资产投资和城市基础设施投资(亿元)

Total Investment in Fixed Assets and Urban Infrastructure (100 million yuan)



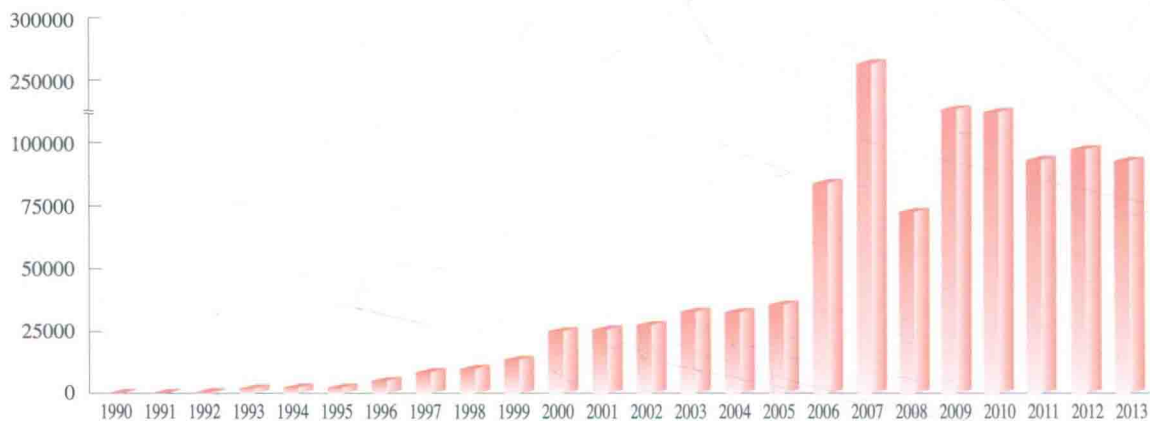
中外资银行本外币存贷款年末余额(亿元)

Balance of RMB and Foreign Currencies Deposits and Loans in Chinese and Foreign Banks (100 million yuan)



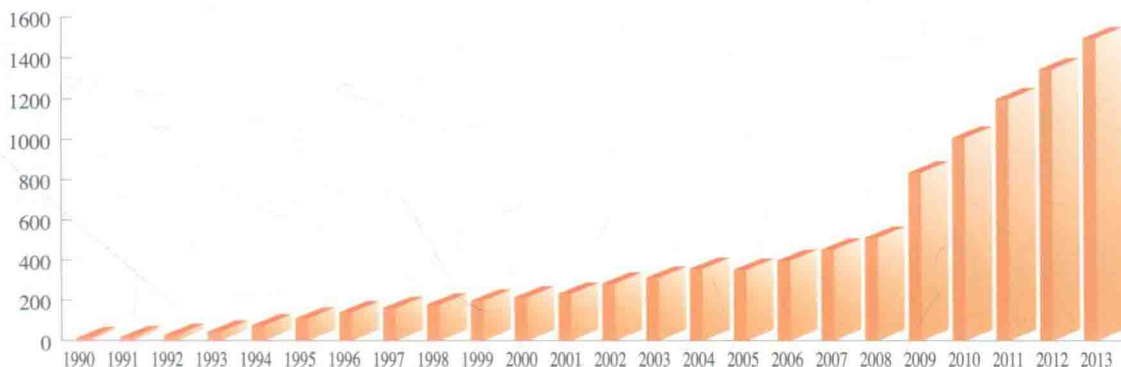
上海证券交易所市价总值(亿元)

Market Value of Shanghai Stock Exchange (100 million yuan)



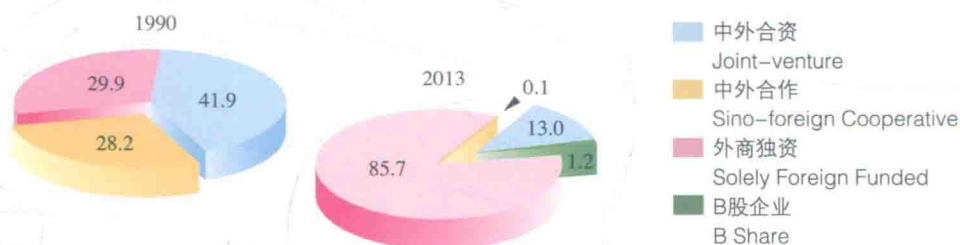
社会消费品零售总额(亿元)

Total Retail Sales of Consumer Goods (100 million yuan)



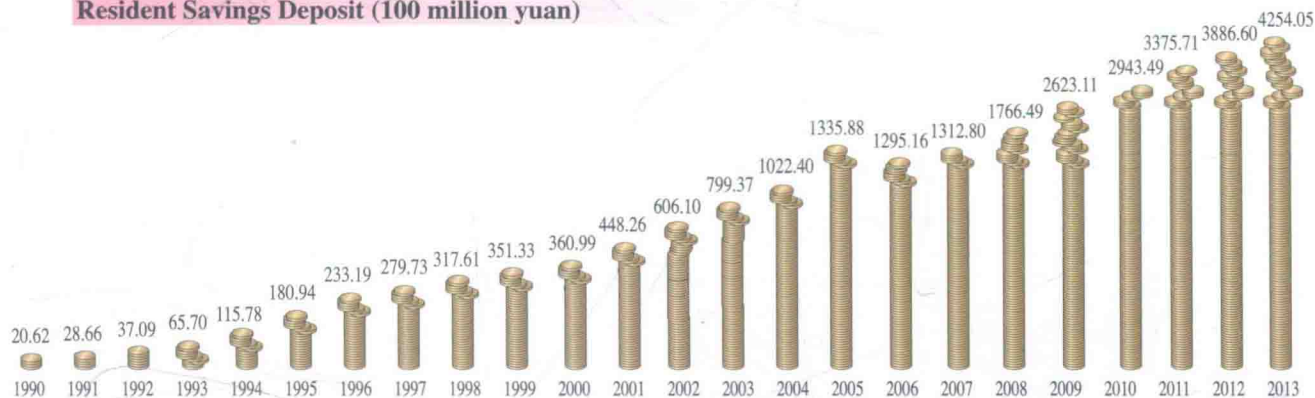
外商合同投资额的投资方式构成(%)

Composition of Contract Value of Foreign Investment by Ways of Investment (%)




居民储蓄存款年末余额(亿元)

Resident Savings Deposit (100 million yuan)



2013年城镇居民家庭消费支出构成(%)

Composition of Consumption Expenditure of Urban Families in 2013 (%)



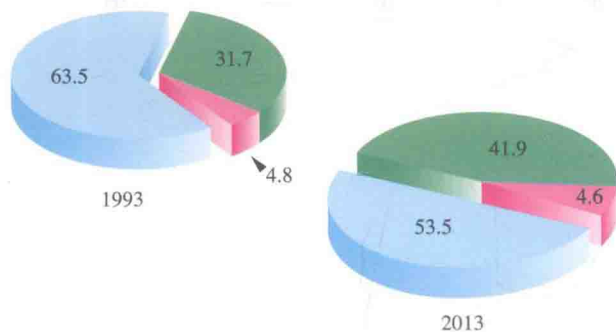
2013年郊区居民家庭收入构成(%)

Income Composition of Suburban Residents in 2013 (%)

从业人员三次产业构成(%)

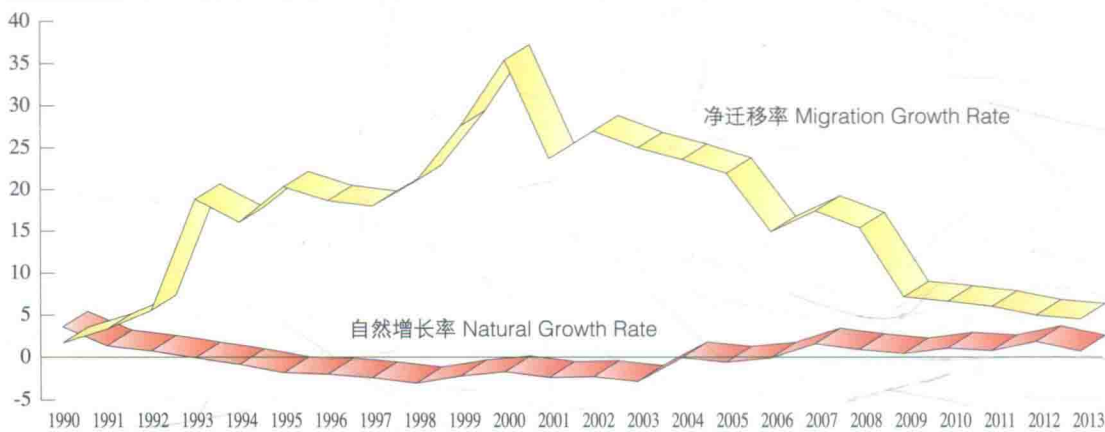
Employed Persons by Industry (%)

第一产业 Primary Industry 第二产业 Secondary Industry 第三产业 Tertiary Industry



人口自然增长率和净迁移率(‰)

Natural Growth Rate and Net Migration Rate of Population (‰)




集装箱吞吐量(万标箱)

Container Handling Capacity (10000TEU)



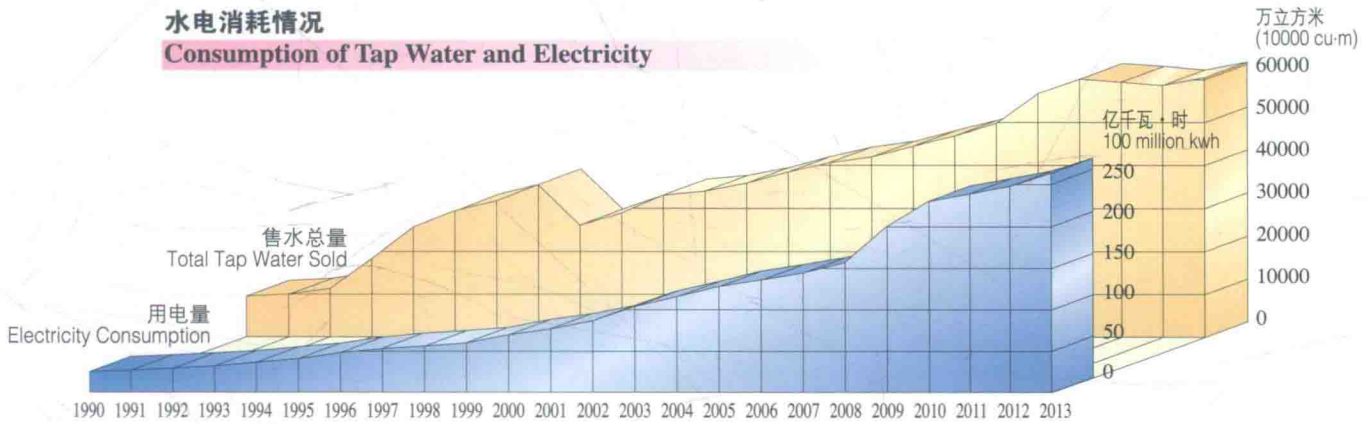
人均公共绿地面积(平方米)

Public Green Space Per Capita (sq.m)



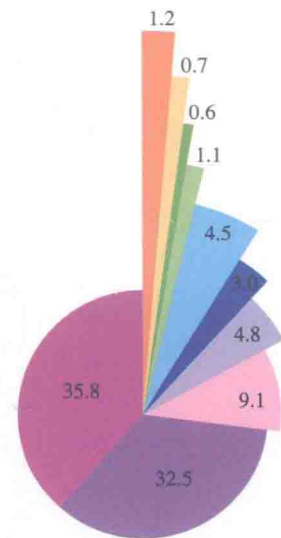
水电消耗情况

Consumption of Tap Water and Electricity



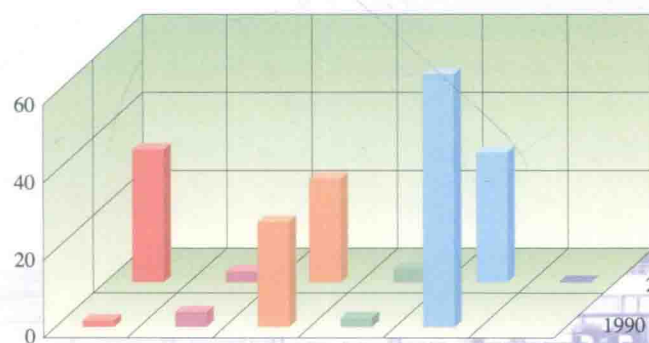
2013年前十位疾病死亡原因构成(%)

Composition of Top 10 Death-Causing Diseases in 2013 (%)



各级学校在校学生数构成(%)

Composition of Students Enrollment by Various Schools (%)



《上海浦东新区统计年鉴——2014》编辑委员会

顾问 周亚

主编 管小军 刘季曾

副主编 刘欣冬 李立生 黄建康 王 践 李俊兰
张俊民 叶 森 管 军 沈天奇 朱 卫

编辑委员 (以姓氏笔画为序)

王琴英 王 珣 孙利军 宋豪斌 吴凤娟 张茂林
张燕敏 邹锦标 赵 军 金锡考 徐 萍 莫 文
顾春辉 黄晓梅 褚国兴 詹 瞻

《上海浦东新区统计年鉴——2014》编辑部

主 任 张俊民

副主任 张茂林 詹 瞻 张燕敏

执行编辑 施湘君 计勤敏

责任编辑 陈越月

编辑人员 (以姓氏笔画为序)

丁 茂 王 岳 朱诗云 孙 骏 吉夏明 刘梅芳
石孟之 吴 晖 陈 斌 何佳伟 冷 燮 赵 颖
陆荣童 俞 镛 罗冠劼 姜 滢 钱 蓉 徐臻赞
栾 璇 曹晓荣 黄曙骏 黄 健 戴 越

英文翻译 栾 璇

装帧设计 蔡旭洲

Editorial Board

Adviser Zhou Ya

Chief Editors Guan Xiaojun Liu Jizeng

Deputy Chief Editors

Liu Xindong Li Lisheng Huang Jiankang Wang Jian Li Junlan
Zhang Junmin Ye Sen Guan Jun Shen Tianqi Zhu Wei

Editorial Board (in order of the strokes of Chinese surname)

Wang Qinying Wang Xun Sun Lijun Song Haobin Wu Fengjuan
Zhang Maolin Zhang Yanmin Zou Jinbiao Zhao Jun Jin Xikao
Xu Ping Mo Wen Gu Chunhui Huang Xiaomei Chu Guoxing
Zhan Zhan

Editorial Department

Chief Editors Zhang Junmin

Deputy Chief Editors Zhang Maolin Zhan Zhan Zhang Yanmin

Executive Copy-Editors Shi Xiangjun Ji Qinmin

Chief Copy-Editors Chen Yueyue

Editorial Staff (in order of the strokes of Chinese surname)

Ding Mao Wang Yue Zhu Shiyun Sun Jun Ji Xiaming
Liu Meifang Shi Mengzhi Wu Hui Chen Bin He Jiawei
Leng Xie Zhao Yin Lu Rongtong Yu Di Luo Guanjie
Jiang Ying Qian Rong Xu Zhenyun Luan Xuan Cao Xiaorong
Huang Shujun Huang Jian Dai Yue

English Translator Luan Xuan

Graphic Designer Cai Xuzhou

编者说明

一、《上海浦东新区统计年鉴—2014》是一部集浦东新区资料于一体的大型工具书。全书通过大量的统计数据,以中英文对照的形式记录了浦东新区开发开放以来社会经济发展的历程,全面展示了2013年浦东新区在二次创业的新阶段中,经济、社会、科技和重点开发区等各方面的发展变化。年鉴为各级领导、理论研究和实际工作者,以及国内外各界关心浦东开发开放的人士了解浦东、研究浦东、参与浦东开发建设提供了案头工具。

二、2009年,浦东新区行政体制发生重大变化。4月24日,国务院批准南汇区行政区域划入浦东新区。5月6日,上海市人民政府正式宣布两区合并。由于两区以前年度很多数据在统计方法、统计口径、统计范围等方面的不一致,数据无法简单相加,追溯存在一定难度。因此除特别注明外,本年鉴自2009年起,统计数据均为新浦东数据(即含原南汇地区),以前年度仍为原浦东数据。

三、2011年和2012年,浦东新区进行部分街镇行政区划调整。2011年10月28日,上海市人民政府批准撤销川沙新镇、六灶镇建制,设立新的川沙新镇;撤销祝桥镇建制,设立新的祝桥镇,其行政区域范围作相应调整。2012年8月30日,经批准撤销申港街道、芦潮港镇建制,设立南汇新城镇,同时行政区域范围也作相应调整。

四、本年鉴中平均增长速度根据每年的环比增长速度相乘再开方得到。

五、全书内容分为十九个篇目。内含:1. 综合; 2. 人口; 3. 固定资产投资; 4. 招商引资; 5. 农业; 6. 工业; 7. 建筑业; 8. 金融业及要素市场; 9. 房地产; 10. 国内外贸易; 11. 服务、旅游和住宿业; 12. 科学技术; 13. 人民生活; 14. 就业与社会保障; 15. 教育、文化、体育和卫生; 16. 法律、社会治安及其他; 17. 城市建设和环境保护; 18. 重点开发区和街镇; 19. 上海市统计资料。

六、资料中使用的度量衡单位均采用国际统一标准计量单位。

七、本年鉴部分数据总计数或相对数由于单位取舍不同,产生的计算误差均未作机械调整。

八、浦东新区在行政管理体制上于1995年11月撤乡建镇,实行镇管村体制。因此,本年鉴中有关“镇”和“镇及镇以上工业”等指标含义与全国的“乡”和“乡及乡以上工业”等指标的含义相同。

九、本年鉴中的符号使用说明:“#”表示某一指标的其中主要项;“…”表示数据不足本表最小计量单位数;“空格”表示该项统计指标数据不详或无该项数据或数据为零。

十、根据国务院和国家统计局有关我国GDP核算和数据发布制度的规定,浦东新区国内生产总值自2004年起更名为“浦东新区生产总值”,简称“新区生产总值”。

十一、本年鉴中各项增加值和总产值绝对数均按当年价格计算,增长速度按可比价格计算。

十二、在使用统计资料时,凡与本年鉴有出入的,均以本年鉴为准。

十三、《上海浦东新区统计年鉴》公开出版以来,受到国内外广大读者的爱护和支持,对此我们深表谢意,并竭诚欢迎读者继续对本年鉴的不足之处给予批评和指正。

本年鉴的编制得到了上海市统计局、浦东新区各委、办、局及各开发区管委会等有关单位的大力支持,在此一并表示谢意。

EDITOR'S NOTE

I. Statistical Yearbook of Shanghai Pudong New Area (PNA) – 2014 is a large, comprehensive reference book. With great amount of data and in both Chinese and English versions, it records recent years' social and economic development in PNA. It describes the changes in economy, society, science and technology, and key development zones in PNA's new stage of "Second Startup for Business" in 2013. It is a desktop tool-book meant for leaders at all levels, theorists, practitioners, and people at home and abroad who are interested in PNA, want to do research work on Pudong and intend to participate in its development and its construction.

II. Great changes happened to the administrative system of Pudong New Area in 2009. On April 24, the State Council approved to add the administrative area of Nanhui District into Pudong New Area. On May 6, the Shanghai Municipal government formally announced the combination of these two districts. Because of data of previous years in these two districts can not be added simply while they had been produced with different statistical methods, approached and areas and it is hard to trace them. Unless specified, the statistical data in this Yearbook are those of new PNA (including former Nanhui District) since 2009, and the data of previous years are those of former PNA.

III. In 2011 and 2012, administrative divisions of some towns in PNA were readjusted. On October 28, 2011, Shanghai People's Government approved the establishment of the new Chuansha New Town after rescinding the former Chuansha New Town and Liuzao Town, approved the establishment of the new Zhuqiao Town after rescinding the former Zhuqiao Town, and readjusted the administrative divisions of these two new towns. On August 30, 2012, the municipal government approved the establishment of the new Nanhui New Town after rescinding Shengang Sub-district and Luchaogang Town, and readjusted its administrative division.

IV. The annual average growth rate in this Yearbook is extracted from the multiplication of the annual chain growth rates.

V. This book falls into nineteen chapters: 1. General Survey; 2. Population; 3. Investment in Fixed Assets; 4. Business Promotion and Foreign-fund Attraction; 5. Agriculture; 6. Industry; 7. Construction; 8. Financial Industry and Factor Markets; 9. Real Estate; 10. Domestic and Foreign Trades; 11. Services, Tourism and Hotels; 12. Science and Technology; 13. People's Livelihood; 14. Employment and Social Security; 15. Education, Culture, Sports and Public Health; 16. Laws, Public Order and Others; 17. Urban Construction and Environmental Protection; 18. Key Development Zones and Sub-districts and Towns; 19. Statistics of Shanghai Municipality.

VI. The units of measurement in this book are consistent with international standards.

VII. No adjustment has been made to correct the deviations of some of the figures in the Yearbook caused by different methods used in rounding.

VIII. In November 1995, PNA rescinded village system and adopted town system. Villages are supervised by towns in the town system. Therefore, in this book, the meanings of "town" and "town and town-above industry" are the same as "township" and "township and township-above industry" in other Chinese statistical books.

IX. Notations used in this Yearbook:

"#" indicates the major item of a certain indicator,

"..." indicates the figure which is too small to be measured by the smallest unit in the table,

"blank" indicates the data unavailable or none in certain statistical indicator.

X. According to relevant stipulations by the State Council and National Bureau of Statistics, GDP of Pudong New Area is to be renamed as Gross Output Value of Pudong New Area, shortened as PNA Gross Output Value starting from 2004.

XI. All added values and gross output values in the Yearbook are listed in terms of current prices while growth rates listed in terms of comparable prices.

XII. If any statistical data from other sources conflict with the data in the present Yearbook, data in the present Yearbook shall apply.

XIII. The publication of Pudong New Area Statistical Yearbook has received great attention. Our gratitude and appreciation go to all the readers who have offered their comments. We welcome and are open to more comments and suggestions from our readers when presenting this new edition.

We appreciate the great support and efforts of Shanghai Statistics Bureau, all the commissions, offices and bureaus, and administrations of all the development zones in PNA during compilation of the present Yearbook.

目 录

CONTENTS

综 述

ABSTRACT

2013 年浦东新区国民经济和社会发展情况	(1)
National Economic and Social Development of Shanghai Pudong New Area in 2013	

第一篇 综 合

CHAPTER 1 GENERAL SURVEY

表 1-1 行政区划(2013)	(10)
Administrative Regions	
表 1-2 气象概况(2013)	(11)
Climate	
表 1-3 主要年份经济发展主要指标	(12)
Major Indicators of Economic Development in Main Years	
表 1-4 主要年份社会发展主要指标	(14)
Major Indicators of Social Development in Main Years	
表 1-5 历年社会经济主要指标增长率(以上年为基期)(1993~2013)	(16)
Growth Rates of Major Indicators of Social Economy (the Previous Year as Base)	
表 1-6 社会经济主要指标年均增长速度	(20)
Average Annual Growth Rate of Main Social Economic Indicators	
表 1-7 社会经济结构主要指标	(21)
Main Indicators of Economic and Social Structures	
表 1-8 主要年份社会经济部分指标平均每天水平	(22)
Daily Average Level of Major Economic and Social Indicators in Main Years	
表 1-9 主要年份社会经济人均指标	(23)
Annual Average Level of Major Social and Economical Indicators Per Capita in Main Years	
表 1-10 历年新区生产总值(1990~2013)	(24)
Gross Domestic Product in PNA	
表 1-11 历年新区生产总值结构(1990~2013)	(25)
Structure of Total Gross Domestic Product in PNA	
表 1-12 主要年份新区生产总值(新行业分类)	(26)
Gross Domestic Product in Main Years (Grouped by New Sectors)	
表 1-13 历年新区生产总值指数(1991~2013)	(27)
Gross Domestic Product Indexes of PNA	
表 1-14 历年新区生产总值增长速度(1991~2013)	(28)
Gross Domestic Product Growth Rate of PNA	
表 1-15 历年第三产业增加值增长速度(旧行业分类)(1991~2000)	(29)
Growth Rate of Value Added in Tertiary Industry (Grouped By Old Sectors)	

表 1-16	历年第三产业增加值增长速度(新行业分类)(2001~2013)	(29)
	Growth Rate of Value Added in Tertiary Industry (Grouped by New Sectors)	
表 1-17	社会经济主要指标占全市比重	(30)
	The Proportion of Major Economic and Social Indicators in Shanghai	
表 1-18	财政收支	(32)
	Fiscal Revenue and Expenditure	
	主要统计指标解释	(33)
	Explanatory Notes to Major Statistical Indicators	

第二篇 人 口

CHAPTER 2 POPULATION

表 2-1	历年常住人口、户籍人口、流动人口情况(1990~2013)	(38)
	Permanent Population, Household Registered Population and Migrating Population	
表 2-2	土地面积、户数、人口、人口密度及人口迁移情况(2013 年底)	(40)
	Land Area, Households, Population, Density of Population and Migration of Population (End of 2013)	
表 2-3	各街镇户籍人口自然变动(2013)	(42)
	Natural Change of Registered Population in Sub-districts and Towns	
表 2-4	主要年份户籍人口变动	(43)
	Change of Registered Population in Main Years	
表 2-5	年末流动人口登记情况	(44)
	Registered Migrating Population at Year-end	
表 2-6	户籍人口年龄结构(2013)	(45)
	Age Structure of Registered Population	
表 2-7	主要年份婚姻登记和计划生育情况	(46)
	Marriage Registration and Family Planning in Main Years	
	主要统计指标解释	(47)
	Explanatory Notes to Major Statistical Indicators	

第三篇 固定资产投资

CHAPTER 3 INVESTMENT IN FIXED ASSETS

表 3-1	固定资产投资主要指标(2013)	(50)
	Major Indicators of Investment in Fixed Assets	
表 3-2	历年固定资产投资总额(1990~2013)	(52)
	Total Investment in Fixed Assets	
表 3-3	各行业固定资产投资情况(2013)	(53)
	Investment in Fixed Assets by Sector	
表 3-4	固定资产投资房屋建筑面积	(54)
	Floor Space of Housing and Buildings in Fixed Assets Investment	
表 3-5	历年新增固定资产(1994~2013)	(55)
	Newly Increased Fixed Assets	
表 3-6	主要年份固定资产投资资金来源	(55)
	Capital Resources of Investment in Fixed Assets in Main Years	
表 3-7	城市基础设施投资额	(56)
	Investment in Urban Infrastructure	
表 3-8	工业各行业投资主要指标(2013)	(57)
	Main Indicators of Investment by Industrial Sectors	
表 3-9	主要年份建设改造投资主要指标	(58)
	Major Indicators of investment on Constructions and Transformation	

表 3-10	主要年份住宅投资(按经济类型分)	(59)
	Investment in Residential Housing by Ownership in Main Years	
表 3-11	主要重大项目(浦东部分)投资完成额(2013)	(60)
	Amount of Completed Investment in Key Civic Projects in PNA, 2011	
表 3-12	当年建成部分大项目一览表(2013)	(61)
	Major Projects Completed in Current Year	
	主要统计指标解释	(62)
	Explanatory Notes to Major Statistical Indicators	

第四篇 招商引资

CHAPTER 4 BUSINESS PROMOTION AND FOREIGN-FUND ATTRACTION

表 4-1	历年外商直接投资情况(1990~2013)	(68)
	Foreign Direct Investment	
表 4-2	外商直接投资合同项目	(70)
	Number of Contracted Projects of Foreign Direct Investment	
表 4-3	外商直接投资合同金额	(71)
	Contract Value Capital of Foreign Direct Investment	
表 4-4	当年签约投资 2000 万美元以上的外商投资企业(2013)	(72)
	FIEs with Current Year Contracted Investment over USD 20 Million	
表 4-5	外商直接投资实际到位金额	(74)
	Capital in Place of Foreign Direct Investment	
表 4-6	内资企业工商注册情况	(75)
	Registered Domestic Enterprises	
表 4-7	私营企业基本情况	(76)
	Statistics of Private Enterprises	
表 4-8	个体工商户基本情况	(77)
	Self-employment Business	
	主要统计指标解释	(78)
	Explanatory Notes to Major Statistical Indicators	

第五篇 农业

CHAPTER 5 AGRICULTURE

表 5-1	主要年份农村户数、人口和劳动力	(80)
	Rural Households, Population and Workforce in Main Years	
表 5-2	各镇耕地面积	(81)
	Cultivated Area by Town	
表 5-3	主要年份耕地面积增减情况	(82)
	Increase and Decrease of Cultivated Land in Main Years	
表 5-4	主要年份农业总产值	(82)
	Gross Output Value of Agriculture in Main Years	
表 5-5	各镇农业总产值(2013)	(83)
	Gross Output Value of Agriculture by Town	
表 5-6	各镇粮食和蔬菜作物播种面积和产量(2013)	(84)
	Sown Area and Output of Grain Crops and Vegetables by Town	
表 5-7	主要农产品产量	(85)
	Output of Main Farm Products	
表 5-8	种源农业生产、销售情况(2013)	(86)
	Seed Agriculture Production and Sales	