

儿童英语拼读系列

DVD
+
CD

Phonics kids

蒲公英·英语拼读王

The Short Vowels

短元音家族

林素娥 谢静惠 文
简永宏 吴嘉倩 图

e



a

学习短元音的发音
进入字母拼读的大门



贵州出版集团
贵州人民出版社

3B

儿童英语拼读系列

Phonics kids


蒲公英·英语拼读王

3B

The Short Vowels

短元音家族

林素娥 谢静惠 文
简永宏 吴嘉倩 图



Contents 目录



Part 4 Oo

Oo	4
"ox"	6
"ot"	8
"op"	10
Review	12



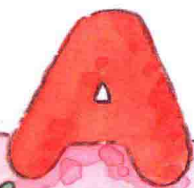
Part 5 Uu

Uu	18
"un"	20
"ug"	22
"ut"	24
Review	26



Part 6 Review



Cards	34
-------------	----



A



B



C

儿童英语拼读系列

Phonics kids


蒲公英·英语拼读王

3B

The Short Vowels

短元音家族

林素娥 谢静惠 文
简永宏 吴嘉倩 图



A B C

To Parents and Teachers

给家长和老师

《Phonics Kids蒲公英·英语拼读王》系列是针对初学英语，即将开始学习字母拼读的孩子而设计的英语拼读工具书。全套书分为六部分，共十二册，透过循序的引导，让孩子逐步学习基本的英语字母拼读：

1A+1B The Alphabet 《我会读字母》

2A+2B The Consonants 《学学辅音的发音》

3A+3B The Short Vowels 《短元音家族》

4A+4B Word Family and Blends 《元音组合家族》

5A+5B The Long Vowels 《长元音家族》

6A+6B More Word Family and Digraph 《分离元音组合家族》

第三部分3A、3B: The Short Vowels《短元音家族》，介绍5个元音的基本发音，以元音为基础让孩子正式开始英语拼读。共分5个单元，每单元包含的练习有：

A. 元音的发音

1. Point and Say
2. Drawing Fun
3. Chant with Me

利用指字母、指图的方式读出来，介绍每个元音的基本发音。



B. 字母组合拼读练习

搭配第二部分学过的辅音，为每个元音介绍三个组合，让孩子练习字母拼读。



C. 活动设计

字母组合拼读练习之后，设计各种拼写练习，让孩子复习每个单元的内容。



D. 经典童谣念唱

为每个元音介绍一首传统歌谣，作为元音的复习活动。



在此阶段，孩子已经开始学习拼读英文单词，尤其是辅音+元音+辅音(CVC)的单词，都能让孩子试着拼读。孩子能见词发音的单词数可累计到150个左右。每个孩子学习的方式及速度都不尽相同，需要家长和老师耐心的陪伴与引导；我们希望透过本书可爱的插图、轻快的歌谣带唱及字母的拼读练习，让孩子快乐地进入英语的阅读之门。

使用小帮手

在书中每个标题后标示了不同的记号， 是该练习在CD中录制的节点，您可以在孩子练习的过程中，随时重复播放，或按下暂停键让孩子做复诵练习； 是划线圈选记号， 是着色记号，请引导孩子根据图例完成练习。




Contents 目录

Part 4 Oo



Oo	4
"ox"	6
"ot"	8
"op"	10
Review	12

Part 5 Uu



Uu	18
"un"	20
"ug"	22
"ut"	24
Review	26


Part 6 Review Cards 34



A





B


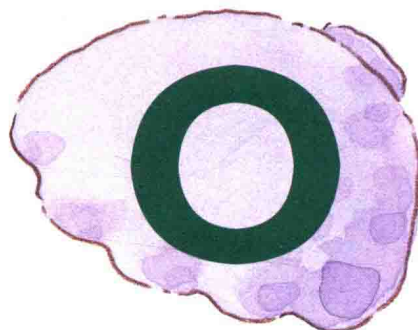
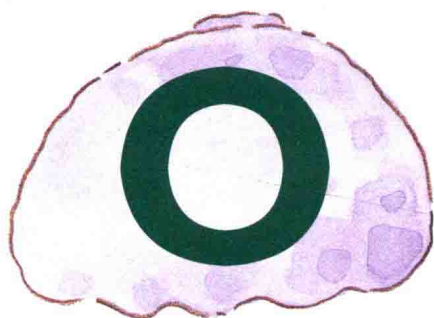


C

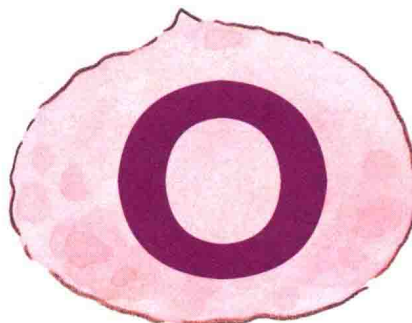

1 Point and Say 28






octopus



ox

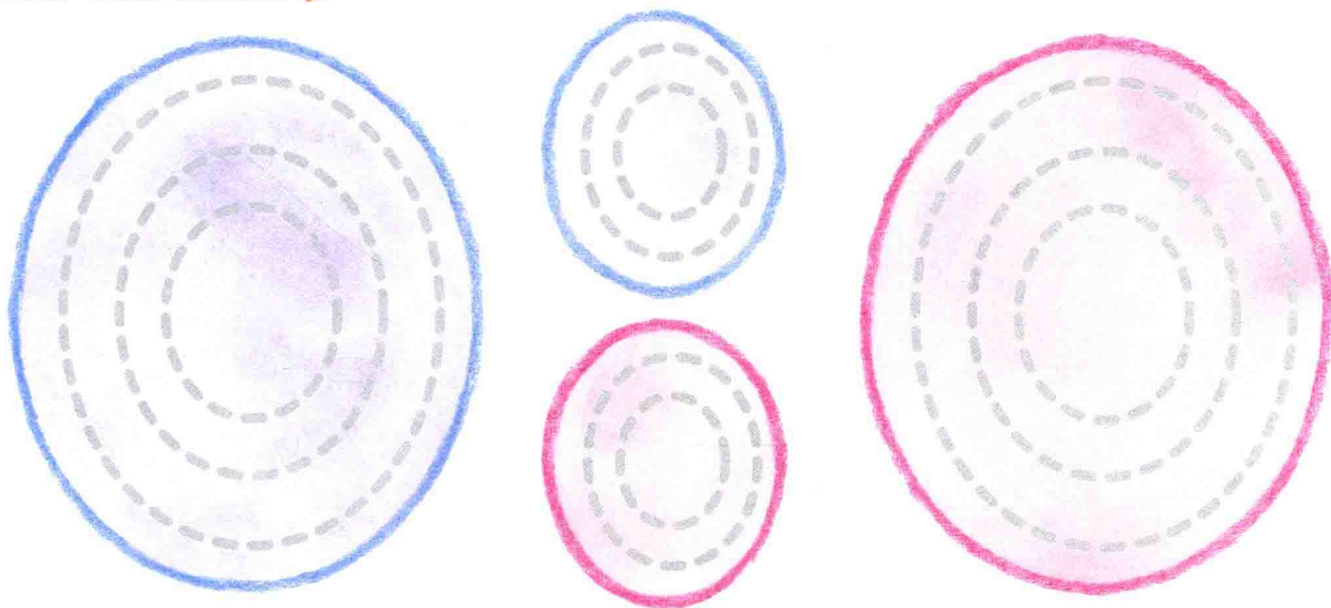


otter



onion

2 Draw the Lines



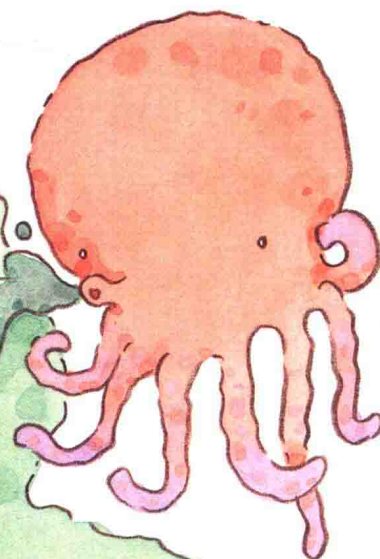
3 Chant with Me

Octopus, octopus,




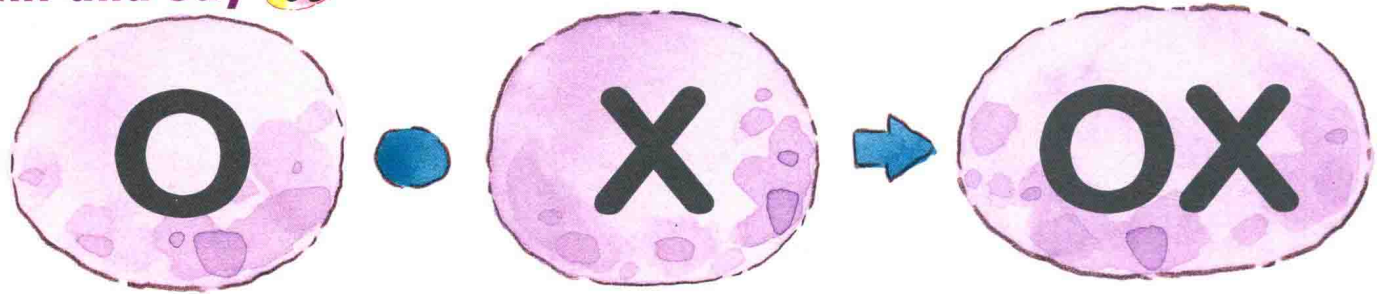
O, o, o.

Oo says , .

On, on, on.



① Point and Say 30



The box  and the fox .

② Chant with Me 31

OX

OX

OX

box

box

box

A big, big box  .


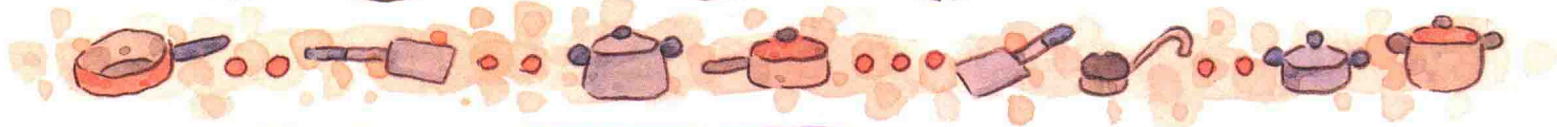
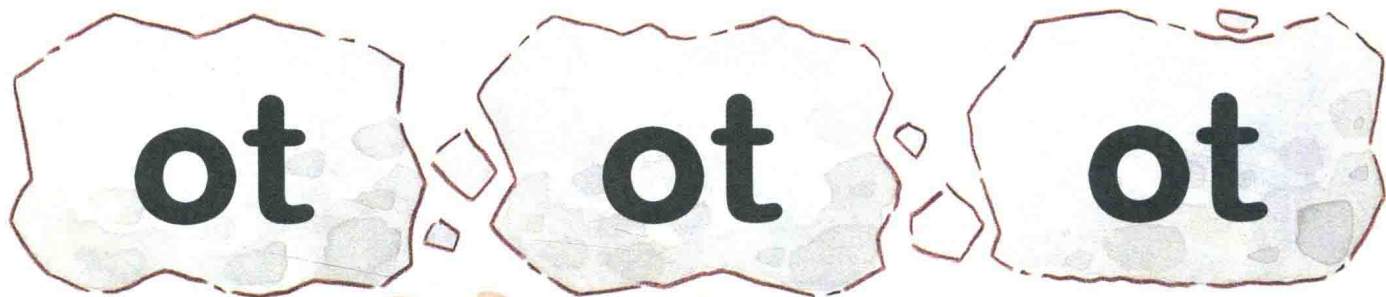

fox

fox

fox

In the box  , there is a fox  .

① Point and Say 32



A hot, hot  pot .

② Chant with Me 33

ot

ot

ot

hot

hot

hot

I'm hot, hot, hot .




pot

pot

pot

My pot  is not so hot .

1 Point and Say 34



Hop  on the top .

② Chant with Me 35

op

op

op

hop

hop

hop

I can hop, hop, hop .







top

top







top



I can hop  to the top .

① Fill in the Blanks with the Vowel "o"

 b <input type="text"/> x	 f <input type="text"/> x	 h <input type="text"/> p
 h <input type="text"/> t	 t <input type="text"/> p	 p <input type="text"/> t

② Sorting Words

 b <input type="text"/> ox	<div style="border: 2px dashed orange; border-radius: 50%; padding: 10px; display: inline-block;"> box pot top </div>	 h <input type="text"/> op
 f <input type="text"/>	<div style="border: 1px solid gray; border-radius: 50%; padding: 5px; display: inline-block;"> hop fox hot </div>	 t <input type="text"/>
		
h <input type="text"/>	p <input type="text"/>	

③ Matching Game 


④ Choose the Correct Letters 





ill




ell



op



ox



⑤ Fill in the Blanks with the Vowels "a" or "o" 

