

General English

通用英语教程 Third Edition

METEN

美联英语

美联英语教学研发中心 编 著

m2

Student Book

Private & Activity Courses

小班课·沙龙课专用 / 学生用书

外语教学与研究出版社
FOREIGN LANGUAGE TEACHING AND RESEARCH PRESS

General

通用英语教程 Third Edition

METEN

美联英语

美联英语教学研发中心 编 著

m2

Student Book

Private & Activity Courses

小班课·沙龙课专用 / 学生用书

外语教学与研究出版社

FOREIGN LANGUAGE TEACHING AND RESEARCH PRESS

北京 BEIJING

图书在版编目(CIP)数据

美联英语通用英语教程. M2/ 美联英语教学研发中心编著. — 北京: 外语教学与研究出版社, 2011. 12 (2012. 7 重印)
ISBN 978-7-5135-1580-1

I. ①美… II. ①美… III. ①英语—教材 IV. ①H31

中国版本图书馆 CIP 数据核字 (2011) 第 262703 号

universal tool · unique value · useful source · unanimous choice



悠游网—外语学习 一网打尽

www.2u4u.com.cn

外研社旗下网站, 打造外语阅读、视听、测试、共享的全方位平台

登录悠游网, 您可以:

- 阅读精品外语读物, 独有资源, 涵盖广泛, 学习必备。
- 观看双语视频、名家课堂、外语系列讲座。
- 多元外语测试, 检测外语水平和专项能力, 获得外语学习方案。
- 外语资源共享, 网友互动, 小组讨论, 专家答疑, 语言学习无疑难。
- 网站推出众多精彩大礼包, 可通过积分换购。

贴心小提示:

悠游网增值服务: 提供海量电子文档、视频、MP3、手机应用下载!

出版人: 蔡剑峰

责任编辑: 李晶华

封面设计: 张 峰

出版发行: 外语教学与研究出版社

社 址: 北京市西三环北路 19 号 (100089)

网 址: <http://www.fltrp.com>

印 刷: 北京联兴盛业印刷股份有限公司

开 本: 889×1194 1/16

印 张: 9.5

版 次: 2011 年 12 月第 1 版 2012 年 7 月第 2 次印刷

书 号: ISBN 978-7-5135-1580-1

定 价: 180.00 元

* * *

购书咨询: (010)88819929 电子邮箱: club@fltrp.com

如有印刷、装订质量问题, 请与出版社联系

联系电话: (010)61207896 电子邮箱: zhijian@fltrp.com

制售盗版必究 举报查实奖励

版权保护办公室举报电话: (010)88817519

物料号: 215800001

推荐序

“美联通用英语教程”采用了交际教学法，致力于英语综合技能的培养，结合了英语教学工作丰富的一线教学实践，有以下几点特点：

首先，教材遵循以学生为中心的整体式语言教学理念，强调语言学习应该在自然、真实、完整的语言情境中进行，鼓励学习者在“做中学”、“学中用”。美联的小班课（Private Course）和沙龙课（Activity Course）都体现了这一教学理念。教材巧妙地创设了多种真实的交际情景，倡导任务型教学活动，通过大量有意义的语言技能练习调动学生的兴趣和动力，培养他们用英语思维的习惯和综合运用英语的能力。这一点同英语教育家L.G.Alexander的思想不谋而合：“衡量学生是否掌握一门语言，最终要看他运用如何，而不是懂了多少。在这方面，学习语言与学习乐器十分相似。学生所做的操练和练习都是为了达到一个明确的目标：使他成为一个熟练的操作者。”

其次，这套教材的编排体现了话题（topics）、结构（structures）和功能（functions）的紧密结合，强调语言的实际功能运用，也就是用英语听说和做事的能力，符合中国老师和学员的实际需要。话题具有强烈的时代感，具有国际性和跨文化交际性，符合国际化复合人才的培养目标，也符合学员的兴趣需要。

最后，一套好的教材要发挥最大作用还依赖于教师的教学设计和课堂教学组织。这套教材融合了美联英语行之有效的课堂教学设计，模块清晰，把语言技能培养合理地融合到教材模块设计和教学安排之中。美联英语小班课侧重对英语口语技能和语言准确度的训练，而沙龙课的核心是“做中学”，鼓励学员积极表达自己的想法，努力将学到的内容应用到日常生活中去，把培养语言技能以及语言应用的准确度和流利度结合起来。

我衷心祝愿这套源于中国英语教学实践，同时兼备国际视野和教学理念的教材能帮助更多的英语学习者实现他们的梦想。

张连仲 北京外国语大学教授
全国基础外语教育研究培训中心常务副理事长
教育部《英语课程标准》研制专家组核心成员

Preface

METEN General English (Student Book) is an exciting series of new course books that provide the language and structures needed to communicate in English. In this course book we have put together a great number of language learning activities for you to use in our study centers and on your own. Each lesson increases your curiosity and motivation in learning English by presenting interesting topics on Chinese and English cultures.

The goal of lessons in *METEN General English* is to make learning English as enjoyable and interesting as possible. This colorful book is mainly for young, busy people who want to greatly improve their ability to communicate in English. To ensure speaking skills are developed, *METEN General English* covers essential oral language skills, with a special emphasis on vocabulary, sentence structures, pronunciation and grammar. Above all, the communicative tasks and activities provide ample opportunities for spoken interaction and enjoyable conversations.

METEN General English is written for small classes of up to 10 learners, and each part of the course book is well-organized and carefully structured. Private Course (PC) lessons consist of four parts — Starter, Story, Sentences and Speaking. The four parts of PC lesson build up interlocutors' ability to produce key phrases and expressions. Each Activity Course (AC) lesson has five parts — Starter, Tasks, Pronunciation, Real-life Activity and Grammar Focus. A central focus of AC lessons is to provide interesting topics, challenging language activities, and above all, enjoyable opportunities for learners to use and produce as much language as possible.

Because of our desire to engage language learners with an enriching experience, *METEN General English* is based on an Experiential Learning Methodology. This learning theory guides speakers through fun, interactive language learning experiences and secures success. We trust *METEN General English* will make your language learning experience exceptionally enjoyable.

METEN English

前言

《美联通用英语教程》（学生用书）是一套教授英语交际中所使用的语言和句型的全新教材。此套教程包含大量的语言学习活动，可供您在美联学习中心上课时使用，同时也可供英语爱好者自学之用。教程中所有话题都与中西方文化有关，这无疑能激发您对英语语言学习的好奇与兴趣。

《美联通用英语教程》的宗旨是乐享英语，乐学英语，主要针对想大幅度提高自己英语语言沟通能力的年轻繁忙一族。为确保您口语能力的提升，本教程涵盖了所有必要的口头表达技巧，并着重讲述了词汇、句型、发音和语法方面的知识。教程中的口语交际任务和语言活动为您提供了充足的运用语言的机会。

《美联通用英语教程》专为不超过10人的小班编写，教程中的每一部分都经过合理的安排和精心的设计。PC课（小班课）每课由Starter（情境导入）、Story（故事链接）、Sentences（句型魔方）和Speaking（实战演练）四部分组成，以此来培养您的语言精准度。AC课（沙龙课）每课由Starter（情境导入）、Tasks（任务攻略）、Pronunciation（语音大师）、Real-life Activity（实景实战）和Grammar Focus（语法聚焦）五部分组成，为您提供妙趣横生的话题和富有挑战性的语言活动，旨在创设机会让您最大限度地使用语言，输出语言。

为使您获得沉浸式英语学习体验，我们将体验式教育理念贯穿于整套《美联通用英语教程》之中。此项学习理念将引导您去体验有趣的交互式语言学习，从而取得英语语言学习的成功。我们相信，《美联通用英语教程》能让您的英语学习之旅乐趣无穷。

ACKNOWLEDGMENTS

Editors in Chief:

Jude Guo (Assistant President)

Donald Si (R&D Director)

Editors :

Louis Liu (Senior Manager, METEN EOD)

Eric Wang (Teacher Trainer)

Faye Yang (Teacher Trainer)

June Chen (Teacher Trainer)

Academic Advisors:

Dr. Richard Connelly (Senior Advisor, Brigham Young University, U.S.A.)

Cheri Connelly M.A. (Senior Advisor, Brigham Young University, U.S.A.)

Authors:

Christopher Fulton (Head of Course Development, METEN R&D)

Jason Burns (Senior Trainer, METEN EOD)

Miles Alberto (Project Manager, METEN R&D)

Translators:

Cecilia Luo, Judy Zhu, Margaret Li, Megan Xie

Production Supervisors:

Longman Shen, Megan Xie, Richmond Wang

封面设计: 深圳市华美广告有限公司

排版设计: 深圳市子语广告装饰有限公司, 深圳共拓广告有限公司

2011年改版项目组:

组长: 彭斯光 副组长: 司东林 组员: 郭超 刘伟 Jason Burns 陈龙辉 王鑫 秘书: 沈炎龙

美联董事会及所有为本书做出贡献的同仁: Robert von Collins, Ewelina Lozowska, Margaret Rollings, Justin Michael, David Turnball, Leigh Byran Damian, Andrew Michelle, Nicole Luderitz, 郑雅慧, 汪德奎, 石鸥, 闫兵兵, 唐彦, 周治希, 黄晶, 荣晶, 杨辉玲, 潘小玲, 朱蓓蓓, 许建东, 朱燕, 王菁, 陈渝, 杨学, 邓晓丽, 李娟, 马婷婷, 蒲伟, 许笑, 翟军, 孙岩岩, 郑蕾, 唐锋兴, 蓝淑才, 罗汉民, 游永, 吕刘亮, 吴伟平, 陈昊, 田甜, 马晓亮, 冯文辉, 蔡敏, 胡相春, 郭亮亮, 艾秋, 王欣, 王媛, 刘炼, 王文敬, 成艳, 李英杰; 及美联所有的学员、教师、学习指导和所有对本书提出过宝贵意见的人士。

METEN General English M2 Student Book was produced by METEN English.

Language content was checked with The Corpus of Contemporary American English. www.americancorpus.org

All contents, service marks and design elements of this book are owned by METEN English. All rights reserved.

鸣谢

总编:

郭超 (助理总裁)

司东林 (研发总监)

副总编:

刘伟 (教学总部高级经理)

王笑 (教学总部培训师)

杨菲菲 (教学总部培训师)

陈晓芸 (教学总部培训师)

学术顾问:

Richard Connelly博士 (高级顾问, 美国杨伯翰大学教授)

Cheri Connelly硕士 (高级顾问, 美国杨伯翰大学教授)

作者:

Christopher Fulton (研发部课程开发主管)

Jason Burns (教学总部高级培训师)

Miles Alberto (研发部项目经理)

中文翻译:

罗子倩 朱丹 李晶 谢垚

监制:

沈炎龙 谢垚 王鑫

《美联通用英语教程: 学生用书M2》由美联英语出品。

本书语言已与美国当代语料库核对。

网址: www.americancorpus.org

内部教材, 翻印必究

Contents

M2-Private Course

Page	Title	Topic	Learning Objective	Grammar	Vocabulary
02	Lesson 1 What's Up?	Yourself and others	Give personal information	Possessive adjectives: my, your, etc.	email address, phone number
06	Lesson 2 Meet My Folks	Family	Talk about family	Demonstratives: this/that/these/those	mother, father, grandmother, nephew
10	Lesson 3 What's on the Menu?	Food	Order food in a restaurant	Countables/uncountables	beef, cabbage, lunch, bottle
14	Lesson 4 My Neighborhood	Places	Describe your neighborhood	Imperatives	buy, drink, park, movie theater
18	Lesson 5 Here Comes the Bride	Schedules	Say when you do something	Simple present	wedding, schedule, ceremony
22	Lesson 6 How Often Is Often?	Life	Describe a typical day	Adverbs of frequency	sometimes, usually, weekend, shopping
26	Lesson 7 Happy Holidays	Holiday activities	Talk about national holidays	Present continuous	Thanksgiving, turkey, festival, visiting
30	Lesson 8 The Good Life	Cities	Comparisons	Comparative adjectives	safe, dangerous, more difficult, city
34	Lesson 9 A Great Trip	Holidays	Describe a vacation	Simple past: was/were	interesting, friendly, nightlife, mountain
38	Lesson 10 Great Tours	Traveling	Invite someone on an adventure	Would like to (offers/requests)	felt, fell, driving, flying
42	Lesson 11 Souvenirs	China	Talk about souvenirs	Simple past: regular verbs	decided, made, buy, bracelet
46	Lesson 12 Sorry!	Apologies	Say sorry for a mistake	Possessive pronouns	mine, yours, excuse me, don't worry

Contents


M2-Activity Course

Page	Title	Topic	Learning Objective	Grammar	Vocabulary
52	Lesson 1 New Friends	Friends	Start a conversation	"Be" verb	meet, make friends, happy
56	Lesson 2 Yes, I can	Skills	Describe abilities	Can/can't	sing, dance, talent, skills
60	Lesson 3 Fun Things to Do	Leisure time	Talk about fun things you like to do	Verb + -ing	enjoy, like, swimming, health
64	Lesson 4 Holidays and Birthdays	Special events	Say dates/compare schedules	Prepositions of time	holiday, month, read, see
68	Lesson 5 People and Places	Places	Describe people and places	Order of adjectives	handsome, beautiful, new, large
71	Lesson 6 Around Town	Directions	Give directions	Prepositions of place	straight, between, school, walk
75	Lesson 7 Planning and Reporting	Tourist spots	Ask about someone's vacation plans	Be going to (+plans)	interesting, relaxing, vacation, plans
79	Lesson 8 What to Take?	Travel	Ask about things to take on a holiday	How much/how many	clothes, reserve, suitcase, camping
83	Lesson 9 You and Me	Habits	Talk about hobbies and habits	Quantifiers: a lot/ not much/many	play, watch, stay, popular
87	Lesson 10 Uncle Sam and Apple Pie	America	Describe America	Superlatives	China, America, state, most
91	Lesson 11 Offering Help	Helping out	Offer help in different situations	Infinitives (1)	help, need, offer, say
95	Lesson 12 Personal History	Lifelines	Talk about people you know	Questions with <i>do/ does/did</i>	history, personal, lifetime, experience

Contents

M2-Activity Course

Page	Title	Topic	Learning Objective	Grammar	Vocabulary
98	Lesson 13 Me in School	Education	Describe your learning ability	Modals	finish, class, course, take
102	Lesson 14 Music and Songs	Musicians	Ask about music and songs	Question words	rap, classical, played, sang
105	Lesson 15 Tell a Story	Stories	Tell a story	Simple past (1)	thought, won, personal, experience
108	Lesson 16 Planning for the Future	New beginnings	Talk about future intentions	"Future" tense	plan, join, take up, intend
112	Lesson 17 Weekends	Relaxing with friends	Describe things you did on weekends	Simple past (2) : irregular verbs	came, bought, boring, terrible
116	Lesson 18 Honeymoon	Love	Talk about a honeymoon	Past continuous	remember, travel, married, couple
120	Lesson 19 Apartment Living	Accidents at home	Say what's happened	Present perfect (1)	break, forget, dropped, plate
123	Lesson 20 Make Predictions	Weather	Make predictions	Will/won't (predictions)	rainy, cloudy, temperature, beach
127	Lesson 21 Presentations at Work or School	Presentations	Give a presentation	Present perfect (2): yet/already	eye contact, body language, prepare, arrange
131	Lesson 22 Making a Good Impression	First impression	Describe how to make a good impression	Infinitives (2)	introduce, nervous, parties, remember
135	Lesson 23 Health and Well-being	Chinese medicine	Talk about health and well-being	Verb+gerund (-ing); verb+infinitive	healthy, massage, sore throat, symptom
139	Lesson 24 Movies and Television	Movies	Talk about movie experiences	Present perfect/ simple past (3)	horror, show, watch, take place



Private Course

The learning tasks of METEN PCs focus on providing more individual speaking practice to ensure the learners master the skills needed for communication.

A typical PC is divided into four parts:

Starter: functions as the warm up or ice-breaking section

Story: provides sample conversations with options for students to expand

Sentences: key language points of the lesson

Speaking: real-life exercises for immediate application

美联英语小班课的学习任务侧重于个人口语技能的训练，从而保证学员掌握交流技巧。每节小班课包括4个部分：

Starter: 课堂预热和启动

Story: 语言练习范本

Sentences: 重点语言点

Speaking: 口语练习部分



目标
Target



听
Listen



做
Action




读
Read



练
Exercise



合作
Cooperation

 In this lesson you will learn to give personal information.

Lesson 1 *What's Up?*



Read the sentences below and fill in the blanks.

- ▶ I am Ben. = I'm Ben.
- ▶ You are Lisa. = You're Lisa.
- ▶ He is John. = He' ___ John.
- ▶ She ___ Jane. = ___ Jane.
- ▶ They are Lyn and Vic. = They' ___ Lyn and Vic.
- ▶ We ___ Lisa and Ben. = ___ Lisa and Ben.



Complete the sentences with these words:
my/his/her/our/their/he's/she's/we're/they're



Practice saying them with your partner.



a. I'm from Neverland.
___ name's Peter Piper.



d. ___ from China.
___ names are Yuan and Hai.



b. ___ from Germany.
___ name's Eric.



e. ___ from America.
___ names are Rich and Cheri.



c. ___ from India.
___ name's Sita.

You: _____

Your partner: _____



Peter Piper meets Michael.

Peter Piper is waiting for his friend, Bill, at a coffee house. He is going to meet Bill's famous friend, Michael.



Listen to the dialogue and put the missing words in the blanks.

Dialogue 1:

1. Peter: Hey, Bill. I'm over here.

3. Peter: Not bad. And you?

5. Peter: _____ Peter. Glad to meet you, Michael.

2. Bill: Oh, there _____ are. Hi Peter! How's it going?

4. Bill: I'm good. Meet _____ friend, Michael. _____ a basketball player.

6. Michael: Nice to meet you too.



Dialogue 2:

1. Peter: Where are you from, Michael?

3. Michael: Black coffee for me, please.

5. Bill: It isn't mine. It's Michael's car.

7. Peter: Yes. I'd love to show you around when you have some time.

9. Peter: It's 132 437 986 50.

2. Bill: _____ from the United States. Let's have some coffee? _____ on me.

4. Peter: Is that _____ car, Bill? It's cool.

6. Michael: Are you from here, Peter?

8. Michael: Sure. What's _____ phone number? I'll give you a call.




Dialogue 3:

1. Michael: I've got to meet my wife now. _____ at the park with _____ son. Nice to meet you, Peter.

3. Bill: See you later, Michael.

2. Peter: You too, Michael. Bye Bill.

4. Michael: Thanks for the drink, Bill. See you.



C Sentences



Match the questions to the answers.

What's your name?
Where are you from?
How old are you?
What's your job?
What's your telephone number?
What's your email address?


I'm twenty-five.
I'm an engineer.
I'm Eric.
I'm from Germany.
eric25@gmail.com
137 501 636 90

What's your name?

My name's Peter.



Practice asking the questions above with a partner.





You want to apply for a credit card. ____



Write your personal information.



Name: _____

Age: _____

Job title: _____

Phone number: _____



Work in pairs. Make questions using the words below.
Then, role-play a conversation between a bank clerk and
a person who wants a credit card.



Example: What's your name?



name

job

phone
number

date of
birth



email
address



Discuss. What is the maximum spending limit of a credit card?

¥ 5000

¥ 10000

¥ 50000



I can give personal information...

Check (✓) the box.

☐

with a lot of help.

☐

with some help.

☐


on my own.

☐

very easily.

2

Starter

 In this lesson you will learn to talk about your family.

Lesson 2 *Meet My Folks*



Your teacher will show you his/her family tree. Show interest by asking questions.

Who's that?



Is that your mother?



What's her name?



Look, read and match.



nephew

grandfather

grandmother

niece

dog

mother



Complete the phrases with a word.



aunt and u _____

nephew and n _____

mother and d _____

father and s _____

grandfather and g _____



Peter Piper and his girlfriend, Wendy, are surfing the Internet at Peter's home. Listen and fill in the blanks.

→ Who has a hat?



1. Peter: What's that?
3. Peter: Really? You are on the Web! Let's see.
5. Peter: Who _____ that?
7. Peter: Is she your sister?
9. Peter: She's very pretty.
11. Peter: And is that your father, next to your grandfather?
13. Peter: He's tall. What's his name?
15. Peter: And _____ that your brother?
17. Peter: But you _____ in the picture.
2. Wendy: Oh, my family's home page.
4. Wendy: There — it _____ a picture of my family.
6. Wendy: Guess!
8. Wendy: No, she isn't. It's my mother — Mom is 48 now.
10. Wendy: That's my sister, Kim, with her husband, Tom.
12. Wendy: Yes, that's Dad. He's 52.
14. Wendy: Donald — Don for short. And Mom's name is Julia. The older lady with a hat is my grandmother. My grandparents' names are Mary and Joseph.
16. Wendy: No, that _____ Jack, my sister's son. And that's my nephew's sister, Jill, between my Mom and grandmother.
18. Wendy: No — I _____ the family photographer!