

儿童英语拼读系列

DVD+CD

# Phonics kids

蒲公英·英语拼读王

The Long Vowels

长元音家族

林素娥 谢静惠 文  
简永宏 吴嘉倩 图



学习元音组合  
拼读更多英文单词

一次掌握字母拼读的规则

5B

贵州出版集团  
贵州人民出版社


儿童英语拼读系列

# Phonics kids

蒲公英·英语拼读王 5B

## The Long Vowels 长元音家族

林素娥 谢静惠 文  
简永宏 吴嘉倩 图



# Contents 目录



## Unit 6

<b>Consonant Digraph "sh"</b>	
sh .....	4
<b>Ending Digraph "-sh"</b>	
ash .....	5
ish .....	6
ush .....	7
<b>Initial Digraph "sh-"</b>	
ell, ip .....	8
op, ut .....	9
Exercise 6 .....	10



## Unit 7

<b>Consonant Digraph "ch"</b>	
ch, tch .....	12
<b>Ending Digraph "-ch"</b>	
each .....	13
atch .....	14
<b>Initial Digraph "ch-"</b>	
ick, eck .....	15
in, op .....	16
ess, ip .....	17
Exercise 7 .....	18




## Unit 8

<b>Consonant Digraph "th"</b>	
th .....	20
<b>Ending Digraph "-th"</b>	
ath .....	21
oth, eeth .....	22
<b>Initial Digraph "th-"</b>	
ing, umb .....	23
ink, ick .....	24
Exercise 8 .....	25



## Unit 9

<b>Consonant Digraph "wh"</b>	
wh .....	28
<b>Initial Digraph "wh-"</b>	
eel, eat .....	29
en, ich .....	30
Exercise 9 .....	32
<b>Review</b> .....	34
字卡参考活动 .....	36




儿童英语拼读系列

# Phonics kids

蒲公英·英语拼读王 5B

## The Long Vowels 长元音家族

林素娥 谢静惠 文  
简永宏 吴嘉倩 图



# To Parents and Teachers 给家长与老师

《Phonics Kids蒲公英·英语拼读王》系列是针对初学英语，即将开始学习字母拼读的孩子而设计的英语拼读工具书。全套书分为六部分，共十二册，透过循序的引导，让孩子逐步学习基本的英语字母拼读：

1A+1B The Alphabet 《我会读字母》

2A+2B The Consonants 《学学辅音的发音》


3A+3B The Short Vowels 《短元音家族》

4A+4B Word Family and Blends 《元音组合家族》

5A+5B The Long Vowels 《长元音家族》

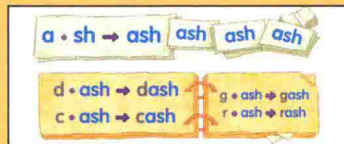
6A+6B More Word Family and Digraph 《分离元音组合家族》

第五部分5A、5B: The Long Vowels 《长元音家族》，介绍23组元音组合，及31组复合辅音，让孩子练习拼读“复合辅音+元音组合”，扩充更多的拼读技巧。共有9个单元，每单元分别有以下部分：



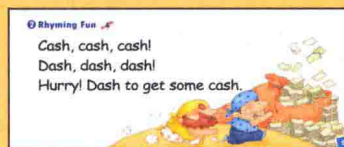
## Chant with Me

用指字跟读方式，预习此单元组合的发音。




## Point and Say

进入字母组合教学，让孩子将元音组合与其他字母做拼读练习。




## Rhyming Fun / Chanting Fun

为每个字母组合搭配一首相关韵文或歌谣，让孩子熟悉每个字母组合的发音。



## Point and Chant

以歌谣方式完成拼读和句型练习，轻松学习看词拼音。



## Rhyme with Me! Sing with Me!

每个单元最后以一首韵文或歌谣作为复习，加深学习印象。

- ◎ 每一大单元各有1-2页练习题，有圈圈看、连连看等练习活动，让孩子复习该单元的内容。





Unit 1



Unit 2

在此阶段，孩子开始进入拼读的历程，除了学习到更多的辅音+元音+辅音(CVC)的单词，孩子也开始进入复合辅音+元音组合的拼读。所以在此阶段，孩子见字读音的单词可累计到200个左右。每个孩子学习的方式及速度都不尽相同，需要家长和老师耐心的陪伴与引导；我们希望透过本书可爱的插图、轻快的歌谣带唱及字母的拼读练习，让孩子快乐地进入英语的阅读之门。

## 使用小帮手

在标题后标了不同的记号， 代表 CD1 的录制节点， 代表 CD2 的录制节点，您可以在孩子练习的过程中，随时重复播放，或按下暂停键让孩子做复诵练习。

全书特别感谢 David Doyle 协助修改完成 Rhymes 的部分。

# Contents 目录



## Unit 6

### Consonant Digraph "sh"

sh ..... 4

### Ending Digraph "-sh"

ash ..... 5

ish ..... 6

ush ..... 7

### Initial Digraph "sh-"

ell, ip ..... 8

op, ut ..... 9

Exercise 6 ..... 10



## Unit 7

### Consonant Digraph "ch"

ch, tch ..... 12

### Ending Digraph "-ch"

each ..... 13

atch ..... 14

### Initial Digraph "ch-"

ick, eck ..... 15

in, op ..... 16

ess, ip ..... 17

Exercise 7 ..... 18



## Unit 8

### Consonant Digraph "th"

th ..... 20

### Ending Digraph "-th"

ath ..... 21

oth, eeth ..... 22

### Initial Digraph "th-"

ing, umb ..... 23

ink, ick ..... 24

Exercise 8 ..... 25



## Unit 9

### Consonant Digraph "wh"

wh ..... 28

### Initial Digraph "wh-"


eel, eat ..... 29

en, ich ..... 30

Exercise 9 ..... 32

Review ..... 34

字卡参考活动 ..... 36



① Chant with Me 

s h → sh sh

s h → sh sh

sh sh sh

s h → sh sh

② Rhyming Fun 

Sheep, sheep, sheep!

Ship, ship, ship!

The sheep is on the ship!



## ① Point and Say 3

a • sh → ash    ash    ash    ash

d • ash → dash

c • ash → cash

g • ash → gash

r • ash → rash

## ② Rhyming Fun 4

Cash, cash, cash!


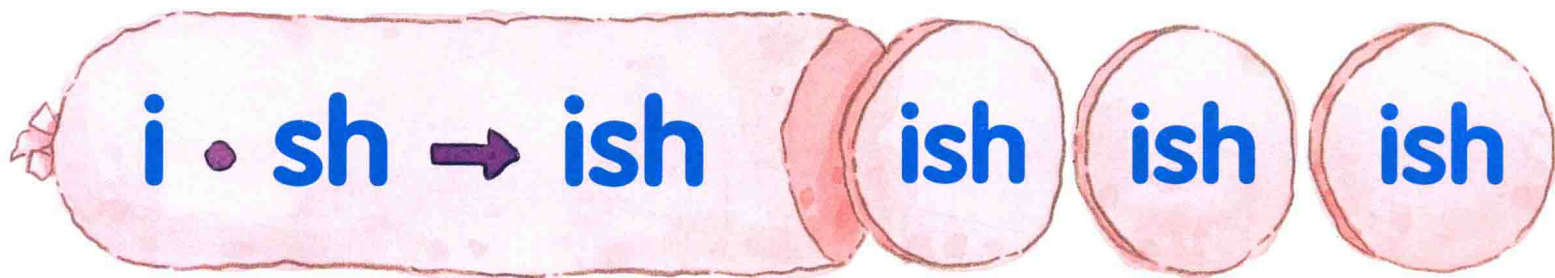
Dash, dash, dash!

Hurry! Dash to get some cash.





## ① Point and say 5



## ② Rhyming Fun 6

Fish, fish, fish!  
Dish, dish, dish!  
A fish in a dish



1 Point and Say 7

u • sh → ush ush ush ush

h • ush → hush  
r • ush → rush

g • ush → gush

2 Rhyming Fun 8

Hush, hush, hush!  
Rush, rush, rush!  
Hush!  
Do not rush!



## ① Point and Chant 9

sh sh sh ell ell ell

sh • ell → shell

shell shell shell

What a pretty shell!



## ② Point and Chant 10

sh sh sh ip ip ip


sh • ip → ship

ship ship ship

Sit on the deck of the ship.



## ① Point and Chant 11




sh • op → shop

shop shop shop

Go to a shop!



## ② Point and Chant 12



sh • ut → shut


shut shut shut


Don't shut the door.





① Write and Read


Write down the letters "sh" and read the words.


1   eep

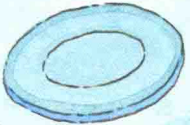
2   op


3   ell


4   ip


5   ut

6  ca

7  di

8  fi

9  ru

10  hu

sh- -sh

2 Sing with Me! 13



## Hush, My Baby

Hush, my baby,  
On the tree top,  
When the wind blows,  
The cradle will rock.

## ① Chant with Me 14



c h → ch ch

c h → ch ch

t c h → tch tch

t c h → tch tch

ch ch ch tch tch tch

## ② Chanting Fun 15

Bench, church, ch, ch, ch!

Catch, watch, tch, tch, tch!



## ① Point and Say 16

ea • ch → each each each each

t • each → teach

r • each → reach

p • each → peach

## ② Rhyming Fun 17

Bench, bench, bench!

Peach, peach, peach!



Sit on the bench

And finish the peach.





## ① Point and say 18



## ② Rhyming Fun 19

Patch, patch, patch!  
Match, match, match!  
The patch does not match.

