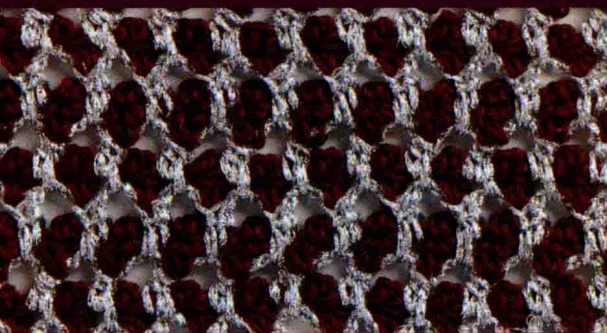




300种钩针新花样



上海科学技术出版社

宋晓霞 管文婷 马晓霞 等编著

300种

钩针新花样

宋晓霞 管文婷 马晓霞等 编著



大学图书馆
书章

上海科学技术出版社

图书在版编目(CIP)数据

300种钩针新花样 / 宋晓霞编著. —上海: 上海科学技术出版社, 2016.8

ISBN 978-7-5478-3203-5

I. ①3… II. ①宋… III. ①钩针—编织—图集
IV. ①TS935.521-64

中国版本图书馆 CIP 数据核字(2016)第171318号

责任编辑: 戴嘉 袁书柱

封面设计: 袁书柱

版式设计: 点典传播

300种钩针新花样

宋晓霞编著

上海世纪出版股份有限公司 出版
上海科学技术出版社
(上海钦州南路71号 邮政编码200235)

上海世纪出版股份有限公司发行中心发行
200001 上海福建中路193号 www.ewen.co
常熟市华顺印刷有限公司印刷

开本 787×1092 1/16 印张 8

字数: 180千字

2016年8月第1版 2016年8月第1次印刷

ISBN 978-7-5478-3203-5 / TS · 192

定价: 20.00元

本书如有缺页、错装或坏损等严重质量问题,
请向工厂联系调换



目 录

钩针花样实例	3
钩针花样针法图	33
钩针款式针法图	82
钩针基础常识	104
钩针的正确操作法	105
选择合适的钩针	105
钩针起针法	105
钩针加针法	107
钩针减针法	110
钩针缝合法	112
钩针挑针法	114
花样拼接的方法	115
纽孔编织法	116
钩针针法符号介绍	118

作者的话

当今社会，人们除了追求韵味十足的时尚服饰，对手工编结的时装、帽子、手套、手袋以及各种装饰品同样情有独钟。手编织物所特有的休闲，而又不失个性化的品位，更能体现服饰的艺术效果，自然成为扮靓女性的着装方式之一。

本书钩针花样，由多位编织高手精心设计，从千余种花样中精选出300种花样。书中棒针汇集了贝壳花样、叶状花样、彩色花样、花色和单元花样（方形、三角形、圆形）等内容。花样新颖，色彩艳丽，还配有操作实例，详细说明了编织所需要的毛线材料、编织用具、编织尺寸以及操作技巧。书中最后部分附加钩针符号、相关编结的基础常识，读者可根据花样和编织实例举一反三，编织出自己喜欢的款式。

本书在编写过程中得到邹瑶、韩靖、范国琴、詹国红等多位朋友的大力协助，在此表示衷心感谢。



300种

钩针新花样

宋晓霞 管文婷 马晓霞等 编著



上海科学技术出版社

试读结束 需要全本请在线购买: www.ertongbook.com



目 录

钩针花样实例	3
钩针花样针法图	33
钩针款式针法图	82
钩针基础常识	104
钩针的正确操作法	105
选择合适的钩针	105
钩针起针法	105
钩针加针法	107
钩针减针法	110
钩针缝合法	112
钩针挑针法	114
花样拼接的方法	115
纽孔编织法	116
钩针针法符号介绍	118

作者的话




当今社会，人们除了追求韵味十足的时尚服饰，对手工编结的时装、帽子、手套、手袋以及各种装饰品同样情有独钟。手编织物所特有的休闲，而又不失个性化的品位，更能体现服饰的艺术效果，自然成为扮靓女性的着装方式之一。





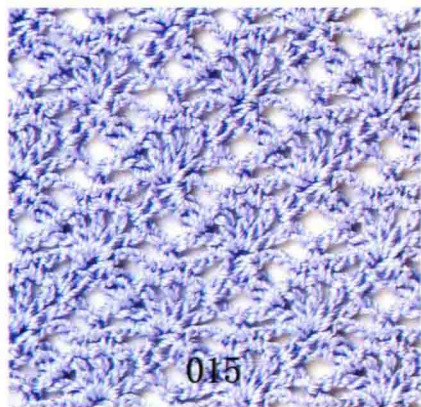






本书钩针花样，由多位编织高手精心设计，从千余种花样中精选出300种花样。书中棒针汇集了贝壳花样、叶状花样、彩色花样、花色和单元花样（方形、三角形、圆形）等内容。花样新颖，色彩艳丽，还配有操作实例，详细说明了编织所需要的毛线材料、编织用具、编织尺寸以及操作技巧。书中最后部分附加钩针符号、相关编结的基础常识，读者可根据花样和编织实例举一反三，编织出自己喜欢的款式。








本书在编写过程中得到邹瑶、韩靖、范国琴、詹国红等多位朋友的大力协助，在此表示衷心感谢。










钩针花样实例













043



044



045




046




048 款式编织见 87 页

049 款式编织见 87 页




047












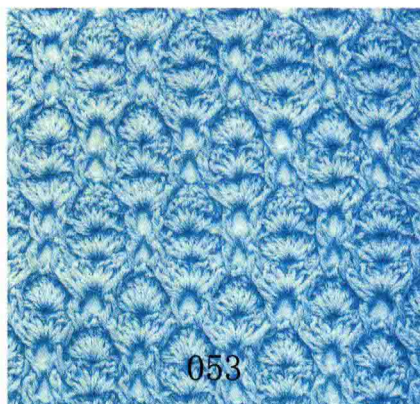
050






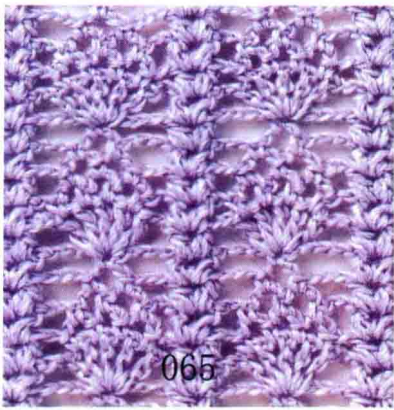









051















052
















108



109




110




A 款

B 款


112 款式编织见 91 页




111




113



114



115



116